

Visayas State University
INSTRUCTION
Visca, Baybay City, Leyte

OFFICE PERFORMANCE COMMITMENT & REVIEW (OPCR)

I, **BEATRIZ S. BELONIAS**, Vice President for Instruction, commits to deliver and agree to be rated on the attainment of the following targets in accordance with the indicated measures for the period **July to December 2020**.

BEATRIZ S. BELONIAS
VP for Instruction

EDGARDO E. TULIN

President

Date: _____



MFO No.	MFO Description	Success/Performance Indicator (PI)	Target	Actual Accomplishment	Rating				Remark
					Quality	Efficiency	Timeliness	Average	
UMFO 1: Advanced Education Services									
OVPI MFO 1. Graduate Degree Program Management Services									
	PI 1: Number of graduate degree specializations offered and monitored	23	95.74%	4	5	5	4.67		
	PI 2: Total FTE monitored	120	319.32%	5	5	5	5.00		
	PI 3: Percentage increase in number of graduate students enrolled	12%	503.13%	5	5	5	5.00		
	PI 5: Percentage increase on the number of international graduate students including exchange students						0.00	No enrollees due to pandemic	
OVPI MFO 2. Graduate Student Management Services									
	PI 1: Number of graduate students awarded with scholarship/assistantship	109	135.78%	5	5	5	5.00		
	PI 3: Number of graduate students awarded with honors/distinction	3	133.33%	5	5	5	5.00		
	PI 4: Number of graduate students advised	180	137.78%	5	5	5	5.00		
Additional Outputs									
	PI5: Virtual Classroom (Graduate)	54	162.96%	5	5	5	5.00		
	PI 9: Number of Instructional Materials developed	1	600.00%	5	5	5	5.00		
	Online ready courseware	47	138.30%	5	5	5	5.00		
	Flexible instructional materials	55	367.27%	5	5	5	5.00		
	Assessment tools	511	273.78%	5	5	5	5.00		
UMFO 2. Higher Education Services									
OVPI MFO 1. Curriculum Program Management Services									
	PI 1: Total FTE monitored	8463	189.74%	5	5	5	5.00		

PI 2: Number of undergraduate curricular program compliant to CMO, approved and offered	33	103.03%		5	5	5.00	
Number of existing curricula subjected to RQAT evaluation/CHED assessment and monitoring and issued COPC	-	4	5	5	5	5.00	BS Bio, BS MarBio, BSCS, BS Biotech
PI 3: Average percentage passing in licensure exam in mandated programs	2					0.00	No board exams due to pandemic
PI 4: Number of graduates in mandated programs graduated within prescribed period	220	136%	5	5	5	5.00	
PI 5: Percentage increase in the number of undergraduate students who graduated within prescribed period	1	75.40%	4	5	5	4.67	
PI 6: Percentage increase in number of undergraduate students enrolled	1355	104.10%	5	5	5	5.00	
PI 7: Number of academe/industry linkage established	59%	198.31%	5	5	5	5.00	
PI 8: Number of students advised	1007	437.34%	5	5	5	5.00	
PI 9: Number of student organizations advised/assisted	75	150.13%	5	5	5	5.00	
PI 10: Number of Instructional Materials developed	1115	176.23%	5	5	5	5.00	
Online -ready courseware	261	189.66%	5	5	5	5.00	
Flexible IM	533	220.45%	5	5	5	5.00	
Assessment tools	599	303.84%	5	5	5	5.00	
Additional Outputs							
PI 11: OBE-Syllabi	89	186.52%	5	5	5	5.00	
PI 12: Number of virtual classrooms created and operationalized	286	366.43%	5	5	5	5.00	
PI 13: Video production	4	300.00%	5	5	5	5.00	
Self-Directed learning notebooks	10	100.00%	4	5	5	4.67	
Textbooks	2	250.00%	5	5	5	5.00	
PI 1: Percentage of first time licensure exam takers that pass the licensure exams*	2					0.00	No board exams due to pandemic
PI 2: Percentage of graduates (2 years prior) that are employed*	5	81.71%	4	5	5	4.67	
PI 3: Percentage of undergraduate student population enrolled in CHED-	6	100.00%	4	5	5	4.67	
PI 4: Percentage of undergraduate programs with accreditations*	6	94.19%	4	5	5	4.67	
OVPI MFO 2. Student Management Services							
PI 1: Number of students awarded with scholarship/fellowship/grants/assistantships	60	1,248	5	5	5	5.00	
PI 3: Number of undergraduate students awarded with honors/distinction	240	550	5	5	5	5.00	
UMFO 5. Support to Operations (STO)							
OVPI MFO 1. Faculty Development Services							

PI 1: Number of faculty pursuing advanced research degree programs (PhD) facilitated, monitored and assisted	61	118.03%	5	5	5.00	
Additional Outputs						
PI 2: Number of webinars attended	23	460.87%	5	5	5	5.00
OVPI MFO 2. Faculty Recruitment/Hiring Services						
PI 2: Number of recruited/hired aligned with ISO standards	149	29.75%	4	5	5	4.67
OVPI MFO 3. Faculty Evaluation Services						
PI 3: Number of seminars/trainings/conventions/workshops coordinated for entire university	8	281.25%	5	5	5	5.00
PI 4: Number of seminars/trainings/conventions/workshops coordinated outside of the university	4%	550.00%	5	5	5	5.00
PI 6: Number of in-house seminars/trainings/workshops/reviews conducted/attended	31%	454.84%	5	5	5	5.00
PI 7: Number of faculty/staff awards/honors received related to operations	4%	725.00%	5	5	5	5.00
OVPI MFO 4. Program and Institutional Accreditation Services						
PI 1: Number of degree programs which passed accreditation/evaluation at least Level 1	26	126.92%	5	5	5	5.00
OVPI MFO 7. Distance Education Services						
PI 1: Number of distance education curricular programs implemented	4	125.00%	5	5	5	5.00
PI 2: Percentage increase in the number of extramural students enrolled	2	3250.00%	5	5	5	5.00
PI 4: Number of e-classroom developed/maintained for the online courses to be offered	8	725.00%	5	5	5	5.00
PI 5: Number of user accounts created/maintained	30	150.00%	5	5	5	5.00
UMFO 5. General Administration and Support Services						
OVPI MFO 1. Administrative and Facilitative Services						
PI 1: Zero percent from clients served	1	100.00%	4	5	5	4.67
PI 2: Submission of College/Department PPMP for the following year within deadline as prescribed by BAC	42	273.81%	5	5	5	5.00
PI 3: Number of coaching sessions among faculty and staff	66	277.27%	5	5	5	5.00
PI 4: Number of planning sessions, tracking and monitoring of targets, etc. conducted to ensure attainment of department targets	57	100.00%	4	5	5	4.67
PI 5: Number of monthly/special faculty and staff meetings conducted	118	227.97%	5	5	5	5.00
Additional Outputs						
PI 6: Number of sports facilities maintained	10	150.00%	5	5	5	5.00
Best practices/new initiatives						
1. Proposed additional guidelines in the grant of overload pay for teaching			5	5	5	5.00
2. Proposed amendments to the policy on the grant of professor emeritus			5	5	5	5.00


3. Proposal to grant service credits to faculty on teachers' leave who render service during the enrolment period			5	5	5.00	
4. Proposed guidelines on straight PhD program			5	5	5.00	
5. Proposal to Provide Financial Assistance to Student Interns and Faculty Pursuing Graduate Studies Who are Stranded in Areas Outside Region VIII Because of the Enhance Community Quarantine (ECQ)			5	5	5.00	
6. Proposed Arrangements for Student Interns and Thesis Students to Complete Their Final Output in the 1st Semester 2020-2021			5	5	5.00	
7. Proposal to grant international air fare to faculty who pursue PhD abroad			5	5	5.00	
8. Proposal to grant CTO to Faculty rendering service other than teaching			5	5	5.00	
9. Proposal for availment of postdoctoral leave			5	5	5.00	
Total Over-all Rating			296.00	305.00	305.00	302.00
Average Rating			4.85	5.00	5.00	4.95
Adjectival Rating			Outstanding			


Received by:

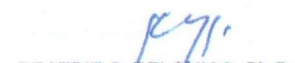
Calibrated by:


Recommending Approval:

Approved:


DILBERTO O. FERRAREN
 VP-Planning
 Date: FEB 23 2021


REMBERTO A. PATINDOL
 Chairman, PMT
 Date: _____


BEATRIZ S. BELONIAS, Ph.D.
 Vice Pres. for Academic Affairs
 Date: _____


EDGARDO E. TULIN, Ph.D.
 President
 Date: _____