




**OFFICE PERFORMANCE COMMITMENT & REVIEW FORM (OPCR)**

I, **ROMEL B. ARMECIN**, OIC/Head of the **Ecological Farm and Resource Management Institute (Eco-FARMI)**, **Visayas State University** commits to deliver and agree to be rated on the attainment of the following accomplishments in accordance with the indicated measures for the period **January 2017 to June 2017**.

  
**OTHELLO B. CAPUNO**  
Vice President, Research and Extension

  
**ROMEL B. ARMECIN**  
Director/Head of Unit  
Date: **July 14, 2017**

Approved:

  
**EDGARDO E. TULIN**  
President

MFOs/PAPs	Success Indicators	Target	Actual Accomplishment	Unit/Persons Responsible	Rating				Remarks
					Q <sup>1</sup>	E <sup>2</sup>	T <sup>3</sup>	A <sup>4</sup>	
<b>MFO1: Advanced Education Service</b>	<b>PI1:</b> Total FTE monitored	1	0.25	EcoFARMI Faculty	4	4	4	4.0	
	<b>PI2:</b> Number of graduate students advised								
	<b>PI3:</b> Additional output								
	1. Act as SRC member to graduate students	2	3	EcoFARMI Faculty	4.5	4.6	4.7	4.6	
	2. Review and sign documents for graduate students	316	316	Core Staff	4.8	4.7	4.9	4.8	
<b>MFO2: Higher Educ. Services</b>	<b>PI1:</b> Full-Time Equivalent (FTE)	10	16.06	Eco-FARMI Core staff	5	5	5	5.0	
	<b>PI2:</b> Average percentage passing in licensure in								

MFOs/PAPs	Success Indicators	Target	Actual Accomplishment	Unit/Persons Responsible	Rating				Remarks
					Q <sup>1</sup>	E <sup>2</sup>	T <sup>3</sup>	A <sup>4</sup>	
	mandated programs								
	<b>PI3:</b> Number of graduates in mandated programs graduated within the prescribed period								
	<b>PI4:</b> Number of degree programs compliant to CMO supervised and implemented								
	<b>PI5:</b> Number of academe/ industry linkage established								
	<b>PI6a:</b> Number of students advised	4	4	Eco-FARMI Core staff	4.4	4.5	4.6	4.5	
	<b>PI6b:</b> Number of student organizations advised/assisted	1	1	Eco-FARMI Core staff	4.4	4.4	4.4	4.4	
	<b>PI7:</b> Number of instructional materials revised/developed	1	1	Eco-FARMI Core staff	4.1	4.3	4.2	4.2	
	<b>PI8:</b> Additional outputs								
	Acts as SRC member to undergraduate students	3	5	Eco-FARMI Core staff	5	5	5	5.0	
<b>MFO3: Research Services</b>	<b>PI1:</b> Number of published papers in internationally indexed journal (institutional)			Eco-FARMI Core staff					
	<b>PI2:</b> Number of research outputs presented in regional/national/int'l fora/ conferences	1	1	Eco-FARMI staff & SRA	4.4	4.3	4.5	4.4	
	<b>PI3:</b> Number of research projects conducted and/or	7	8	Eco-FARMI	4.5	4.6	4.4	4.5	



MFOs/PAPs	Success Indicators	Target	Actual Accomplishment	Unit/Persons Responsible	Rating				Remarks
					Q <sup>1</sup>	E <sup>2</sup>	T <sup>3</sup>	A <sup>4</sup>	
	completed on schedule			staff & SRA					
	<b>PI4:</b> Number of research proposal submitted	2	3	Eco-FARMI Core staff	4.6	4.7	4.5	4.6	
	<b>PI5:</b> Percent of research proposals approved								
	<b>PI6:</b> Amount of research money generated from external funding	1M	993T		4	4	4	4.0	
	<b>PI7:</b> Amount of research money generated from institutional funding	Php170T	Php300T	Eco-FARMI Core staff	5	5	5	5.0	
	<b>PI8:</b> Additional outputs: (Number of collaborated research conducted)	5	5	SRA	4.5	4.4	4.3	4.4	
<b>MFO4: Extension Services</b>	<b>PI1:</b> Number of person-days trained weighted by length of training	334	614	Eco-FARMI Staff	5	5	5	5.0	
	<b>PI2:</b> Number of IEC materials /technoguides developed/ used	2	2	SRA & AgriTech	4	4	4	4.0	
	<b>PI3:</b> Number of beneficiaries served	200	480	Eco-FARMI staff; SRA & AgriTech staff	5	5	5	5.0	
	<b>PI4:</b> Number of extension projects conducted and/or completed on schedule	4	4	Eco-FARMI staff	4	4	4	4.0	
	<b>PI5:</b> Number of extension proposal submitted	1	1	Eco-FARMI staff	4	4	4	4.0	
	<b>PI6:</b> Percent of extension proposal approved								

MFOs/PAPs	Success Indicators	Target	Actual Accomplishment	Unit/Persons Responsible	Rating				Remarks
					Q <sup>1</sup>	E <sup>2</sup>	T <sup>3</sup>	A <sup>4</sup>	
	<b>PI7:</b> Amount of extension money generated from external funding	772T	772T		4.6	4.7	4.5	4.6	
	<b>PI8:</b> Additional outputs								
	No. of collaborative trainings conducted	8	9	AgriTech staff; SRA	4.5	4.4	4.6	4.5	
	No. of IEC materials distributed	600	130	AgriTech staff; SRA	4.1	4.2	3.7	4.0	
	No. of trainings organized								
	No. of quarterly extension report submitted								
<b>MFO5: Support to Operations</b>	<b>PI1.</b> Number of university seminars/trainings/conventions coordinated								
	<b>PI2.</b> Number of in-house seminars/trainings/coordinated								
	<b>PI3.</b> Amount of income generated from activity								
	<b>PI4.</b> Additional output No. of literatures contributed to Ecological Farming System (EFS) Database	10	20	Eco-FARMI Core Staff	5	5	5	5.0	
<b>MFO6: General Admin. &amp; Support Services</b>	<b>PI1.</b> Number of staff supervised and monitored	35	60	Eco-FARMI staff	5	5	5	5.0	
	<b>PI2.</b> Number of meetings conducted	11	11	Eco-FARMI staff	4.6	4.5	4.4	4.5	



MFOs/PAPs	Success Indicators	Target	Actual Accomplishment	Unit/Persons Responsible	Rating				Remarks
					Q <sup>1</sup>	E <sup>2</sup>	T <sup>3</sup>	A <sup>4</sup>	
	<b>PI3.</b> Number of letters/ memos issued	4	4	Eco-FARMI staff	4	4	4	4.0	
	<b>PI4.</b> Number of reports/documents submitted	27	27	Eco-FARMI staff	4.4	4.5	4.3	4.4	
	<b>PI5.</b> Number of documents reviewed /signed	600	700	Eco-FARMI staff	4.8	4.9	4.7	4.8	
	<b>PI6.</b> Amount of funds generated outside VSU								
	<b>PI7.</b> Number of IGP's/STF's supervised	2	2	Eco-FARM staff	4.3	4.6	4.3	4.4	
	<b>PI8.</b> Number of reports/docs reviewed								
	<b>PI4.</b> Additional outputs								
	No. of clients served	500	680	Eco-FARMI staff; SRA; AgriTech	5	5	5	5.0	
	90% or documents prepared/ processed/released within the day	450	571	Eco-FARMI Admin staff	5	5	5	5.0	
	No. of prepared/processed /approved documents	450	550	Eco-FARMI Admin. Staff	5	5	5	5.0	
	No. of financial reports of each research and extension projects prepared and provided to the study leaders	42	42	Admin Staff	4.5	4.2	4.2	4.3	
	Number of monthly summary production and sales report prepared	6	6	Admin Staff	4.5	4.3	4.4	4.4	
	Number of reports (minutes) during meetings prepared	4	4	Admin staff	4.4	4.5	4.3	4.4	

MFOs/PAPs	Success Indicators	Target	Actual Accomplishment	Unit/Persons Responsible	Rating				Remarks
					Q <sup>1</sup>	E <sup>2</sup>	T <sup>3</sup>	A <sup>4</sup>	
	and submitted								
	Number of equipment(e.g. vehicle), and farm facilities maintained	13	13	Admin Staff	4.3	4.5	4.4	4.4	
	Amount of income generated from IGP	50T	123,673	Core Staff	5	5	5	5.0	
<b>Total Over-all Rating</b>					168.10 / 37				
<b>Average Rating</b>					4.54				
<b>Adjectival Rating</b>									


Received by:

Calibrated by:


Recommending Approval:

Approved by:

Planning office

  
**REMBERTO A. PATINDOL**  
 Chairman, PMT

  
**OTHELLO B. CAPUNO**  
 Vice President

  
**EDGARDO E. TULIN**  
 President

Date: \_\_\_\_\_

Date: \_\_\_\_\_

Date: \_\_\_\_\_

Date: \_\_\_\_\_

- 1 – Quality
- 2 – Efficiency
- 3 – Timeliness
- 4 – Average