




Forest Science
FORESTRY AND
TAL SCIENCE
E UNIVERSITÄT
2
RECEIVED
DATE: MAR 05 2021
BY: 
OFFICE OF THE VICE PRESIDENT FOR PLANNING, RESOURCE GENERATION AND AUXILIARY SERVICES

I, Dennis P. Peque, Head of the Department of Forest Science, commits to deliver and agree to be rated on the attainment of the following accomplishments in accordance with the indicated measures for the period July - December 2020

Date:

<i>Personnel</i>	<i>Numbe</i>	<i>Min. FTE (2)</i>		<i>Research</i>	<i>Publication</i>	<i>Extension</i>
Department Head	1	4	7.0	0%	1	0
Faculty w/ Univ. Designated Position	2	4	21.5	0%	2	0
Regular Faculty (VSL)*	5	4	17.6	200%	5	1
Regular Faculty (TLS)*	4	12	75.6	0%	4	0
Part time Faculty	0	0	0.0	0%	0	0
Admin Staff Members	4	0				

Rating Equivalents:
5 - Outstanding
4 - Very Satisfactory
3 - Satisfactory
2 - Fair
1 - Poor

*** Professors and Associate Professors are required to commit RDE outputs (Please Performance Indicators under Research (UMFO 3) and extension (UMFO 4)

MFO No.			Success/Performance Indicator (PI)		Units/Persons Responsible	Department Target	Actual		Rating				Remark (Details of the targetted outputs indicators with *)	% weight
							% Accomplishment	Details of Accomplishments	Quality	Efficiency	Timeliness	Average		
MFO 1	ADVANCED EDUCATION SERVICES (20%)													
	OVPI MFO 1. Graduate Degree Program Management Services													

	1	PI 1. Percentage of graduate school faculty engaged in research work applied in any of the following:			Dept. Head & Faculty											4%
	a.	pursuing advanced research degree program (Ph.D) *					N/A							All DFS faculty members are Ph.D degree holder		
	b.	actively pursuing in the last three (3) years (investigative research, basic and applied scientific research, policy research social science research) producing technologies for commercialization or livelihood improvement			ANP, AEP, EOM, DPP, RSC, APB, TAP	44%	7/9 (77.78%)	Refer to DFS Annual Report	✓	✓	✓	✓		ACIAR Forestry Projects, Climate Change Projects, Laforet, EcoRefo, Foreshore Project, Coffee Table Book, Growth performance monitoring of tannin-producing trees in the project site in Inopacan, Leyte		
	c.															
	d.	whose research resulted in an extension program			EOM, AEP, ANP	22%	5/9 (56%)	Refer to DFS Annual Report	✓	✓	✓	✓		Sustainable Generation of Ecosystem Service from VSU Forest Reserve, Establishment & Maintenance of On-Campus Climate-Smart Upland Agroforestry Farming Systems, Tree Farm Establishment for Fuelwood Production, Philippine Miserior Partnership Incorporated, VSU Tree Clonal Project, Community for Resiliency Training of Trainors, Annual Regional Conference on Climate Change RDE		
OVPI MFO 2. Graduate Student Management Services																
	PI 1: Percentage of graduate students enrolled in research degree programs *				Dept. Head & Faculty	100%	100%							MS Forestry Program	2%	
	PI 2: Percentage of accredited graduate programs *				Dept. Head & Faculty	100%	100%							MS Forestry Program, AACUP Level II re-accredited	2%	
	PI 3: Number of graduate degree specializations offered and monitored *				Dept. Head & Faculty	1	1/1 (100%)							MS Forestry Program	2%	

	PI 4: Total FTE coordinated, implemented & monitored*		Dept. Head & Faculty	20	19.46/20 (97.3%)	Refer to 1st sem SY 2020-2021 Individual Faculty Workload	5	5	5	5	Fory 205, Fory 211, Fory 283, Fory 283, Fory 225, Fory 229, Fory 269, Fory 300.2	2%
	PI 5: Percentage increase in number of graduate students enrolled *		Dept. Head & Faculty	15%	33.33% (from 18 to 24)		5	5	5	5	Llano, Auguis, Empas, Martinez, Wales, Gula	2%
	PI 6: Number of students who graduated within prescribed period *		Dept. Head & Faculty	1	N/A							2%
	PI 7: Number of graduate students awarded with honors/distinction *		Dept. Head & Faculty	3	N/A							2%
	PI 8: Number of graduate students advised *		DPP, EOM, RSC, ANP, AEP	15	13/24 (54.17%)		5	5	5	5	Avela, Fernandez, Polinar, Bonganay, Buligan, Cadiz, Bernaldez, Villacarillo, Espejon, Sabejon, Soria, Suyom, Tuisen	2%
	PI 9: Number of instructional materials developed *		Dept. Head & Faculty									
	On-line ready courseware				2		5	5	5	5	Fory 229, Fory 205	
	Flexible instructional materials				4		5	5	5	5	Fory 205, Fory 211, Fory 283, Fory 225	
	Assessment tools				24		5	5	5	5	Fory 205, Fory 211, Fory 283, Fory 225, Fory 229, Fory 269	
	PI 10: Number of virtual classrooms created and operationalized				2/1 (200%)		5	5	5	5	Fory 229, Fory 205	
MFO 2	HIGHER EDUCATION SERVICES (50%)											
	PI 1: Percentage of first time licensure exam takers that pass the licensure exams *		Dept. Head & Faculty	50%	N/A						Forester's Licensure Exam in 2020 was postponed	7.5%
	PI 2: Percentage of graduates (2 years prior) that are employed *		Dept. Head & Faculty	60%	36/50 (72%)	Tracer Study	4	4	4	4	for 2018 and 2019 graduates	2.5%
	PI 3: Percentage of undergraduate student population enrolled in CHED-identified and RDC-identified priority programs *		Dept. Head & Faculty	100%	100%		5	5	5	5	A total of 122 students	2.5%
	PI 4: Percentage of undergraduate programs with accreditations *		Dept. Head & Faculty	100%	100%		5	5	5	5	BS Forestry- AACCUP Level 3 re-accredited	2.5%
	PI 5: Total FTE, coordinated, implemented and monitored *		Dept. Head & Faculty	75	102.54/75 (136.72%)	Refer to 1st Sem SY 2020-2021 IFW	5	5	5	5	Fmgt 127, Fsci 143, Fgov 133, Fsci 133, Fgov 135, Fory 135, Fmgt 131n, Fmgt 147, Fmgt 148, Wtec 145, Ecol21f, Fsci 125, Fmgt 11, ForE 139, Fsci 123n, Fsci 131	20%


	PI 8: Number of students advised: *		Dept. Head & Faculty									
	<i>On thesis/ field practice/special problem</i>				14/18 18 (78%)		4	4	4	4	Arpilleda, Nuez, Bada, Bunga, Campania, Maupoy, Cebreros, Coral, Lomocoso, Obrar, Acma, Fernandez, Honrada, Paña	1%
	<i>No. of approved manuscript submitted within prescribed period</i>				18 N/A							1%
	<i>On consultation</i>				122/50 50 (244%)		5	5	5	5	BSF Undergraduate students	0.5%
	PI 9: Number of student organizations advised/ assisted *		Dept. Head & Faculty									
	<i>Student organizations advised</i>				3/2 2 (150%)		5	5	5	5	CBI, FSS, CFES-SSC	1.25%
	<i>Student organizations assisted on student related activities</i>				3/2 2 (150%)		5	5	5	5	CBI, FSS, CFES-SSC	1.25%
	PI 10: Number of instructional materials developed *		Dept. Head & Faculty									10%
	<i>On-line ready courseware</i>		Dept. Head & Faculty		16/4 4 (400%)		5	5	5	5	Fmgt 127, Fsci 143, Fgov 133, Fsci 133, Fgov 135, Fory 135, Fmgt 131n, Fmgt 147, Fmgt 148, Wtec 145, Ecol21f, Fsci 125, Fmgt 11, ForE 139, Fsci 123n, Fsci 131	
	<i>Flexible instructional materials</i>		Dept. Head & Faculty		16/10 10 (160%)		5	5	5	5	Fmgt 127, Fsci 143, Fgov 133, Fsci 133, Fgov 135, Fory 135, Fmgt 131n, Fmgt 147, Fmgt 148, Wtec 145, Ecol21f, Fsci 125, Fmgt 11, ForE 139, Fsci 123n, Fsci 131	
	<i>Assessment tools</i>		Dept. Head & Faculty		16/10 10 (160%)		5	5	5	5	Fmgt 127, Fsci 143, Fgov 133, Fsci 133, Fgov 135, Fory 135, Fmgt 131n, Fmgt 147, Fmgt 148, Wtec 145, Ecol21f, Fsci 125, Fmgt 11, ForE 139, Fsci 123n, Fsci 131	
	PI 10: Number of virtual classrooms created and operationalized		Dept. Head & Faculty		6/4 4 (150%)		5	5	5	5	Fmgt 127, Fsci 143, Fgov 133, Fsci 133, Fmgt 11, ForE 139	


[illegible]


[illegible]


[illegible]

	PI 8. Compliance to all requirements thru the established/adequate implementation, maintenance and improvement of the QMS of the core processes of the College/department under ISO 9001:2015*		Dept. Head & Faculty	100% Compliant	100% Compliant	5	5	5	5		2.50%
MFO 6	General Admin. & Support Services (GASS)										
	PI 1. Submission of College/Department PPMP for the following year within deadline as prescribed by BAC*		Dept. Head	5/3 3 (167%)		5	5	5	5	GF 2021, STF, TF, CFES-DPP Advanced Education, CFES Higher Education all for year 2021	1%
	PI 2. Zero percent complaint from clients served		Dept. Head & all faculty	0%							2%
	PI 3. Number of coaching sessions among faculty & staff**		Dept. Head	3/3 3 (100%)		5	5	5	5	Circulado, Berondo	
	PI 4. Number of planning sessions, tracking and monitoring of targets, etc. conducted to ensure attainment of department targets**		Dept. Head	1/1 1 (100%)		4	4	4	4		
	PI 5. Number of monthly/special faculty & staff meetings conducted**		Dept. Head	4/10 10 (40%)		4	4	4	4	Sept 11, Nov 16, Dec 14, Dec 18	
	PI 3: Additional Outputs		Dept. Head & all faculty								
	Number of Best practices/new initiatives in academic units' management replicated/benchmarked by other depts/agencies *										2%
Total Over-all Rating											
Average Rating											
Adjectival Rating											
						194					
						4.85					
						Outstanding					

Received by: 
DANIEL LESLIE S. TAN
 Planning Office
 Date: **MAR 05 2021**

Calibrated by: 
REMBERTO A. PATINDOL
 Chairman, PMT
 Date: **3/4/21**

Recommending Approval: 
BEATRIZ S. BELONIAS
 Vice Pres. for Instruction
 Date: **3/4/2021**

Approved: 
EDGARDO E. TULIN
 President
 Date: _____

- * To indicate in the remarks column the details of the targetted outputs for easy review and calibration.
 ** No percentage weight for ranking purposes since these are activities only expected to be performed at the department level