

Layas State University  
**OFFICE OF THE VICE PRESIDENT FOR RESEARCH, EXTENSION and INNOVATION**  
**DEPARTMENT OF AGRICULTURAL ENGINEERING**  
Visca, Baybay City, Leyte

**OFFICE PERFORMANCE COMMITMENT & REVIEW (OPCR)**

I, **MARIA JULIET C. CENIZA**, of the **Office of the Vice Pres. for Research, Extension and Innovation (OVPREI)** commits to deliver and agree to be rated on the attainment of the following targets in accordance with the indicated measures for the period January-June 2023.

**MARIA JULIET C. CENIZA**


VP for OVPREI

Date: 7/14/2023

**EDGARDO E. TULIN**

University President

Date: JUL 14 2023



Personnel	Position Title/Designatio	Number
Permanent/Regular	Associate Professor I/Director (RODVelarde)	1
	Professor II/ODI Head (ABLoreto)	1
	Associate Professor I/Director (APAbamo)	1
	Assistant Professor III (PSCaintic)	1
	Instructor I (MLTambis)	1
	Admin Aide III (Jerry Posas, Anayre, Npiad, CAnduyan)	3
	SRA (MVQSubere: Study Leave)	1
	ERA (EYBañoc)	1
Casual/Contractual	Admin Aide III (Msta. Iglesia, ST Nayre)	2
	SRA Contractual ( KBCaingcoy)	1
	SRA Aide (MFEChavez)	1
JO	SRS (EBTapayan, HALlemos, JMarquez, NKJabian, CJGuston)	5
	SRA (TBaguio, LMalpas, PAguilar, Brayan, EGCaña, MBMerano, JPepito, RBesavilla )	9
	TBI Support Staff (APening)	
	Laborers	9
	<b>Total</b>	<b>37</b>

MFO/PAPs	Success Indicators	Unit/Persons Responsible	Target (Jan-Dec 2023)	Actual Accomplishment (Jan-June 2023)	Rating				Remark
					Quality	Efficiency	Timeliness	Average	
UMFO 3: Research Services									
PI 1: Number of outputs published in CHED accredited journals/internationally indexed journal/books or book chapter	OVPREI, Research Centers, Colleges, faculty researchers	54	27	4.9	4.9	4.8	4.9		
PI2: Number of outputs presented in scientific for (Regional/National/International/Conference/Conventions)	OVPREI, Research Centers, Colleges, faculty researchers	45	30	5	5	5	5		
International Fora/Conferences									
National Fora/Conferences									
Regional Fora/Conferences									
Local Fora/Conferences									
PI 3: Number of Research Projects Conducted and Completed on Schedule	OVPREI, Research Centers, Colleges, faculty researchers	15	7	4.8	4.9	4.9	4.9		
PI 4: Number of research proposals submitted/endorsed for external funding	OVPREI, Research Centers, Colleges, VICARP, faculty researchers	8	3	4.8	4.9	4.8	4.8		
PI 5: Number of research proposals reviewed for internal funding	OVPREI, Research Centers, Colleges, VICARP, faculty researchers	20	17	4.9	4.9	4.9	4.9		
PI 8: Amount of research money generated from external funding	OVPREI, Research Centers, Colleges, VICARP, faculty researchers	2M	87,397,978.73	5	5	5	5		

PI 9: Amount of research money generated from institutional funding	OVPREI, Research Centers, Colleges, VICARP, faculty researchers	0	99004650.06 (for the whole year)	5	5	5	5	
PI 1. Number of research outputs in the last three (3) years utilized/ commercialized by the industry or by other beneficiaries * (CY 2021-2023)	OVPREI, Research Centers, Colleges, VICARP, faculty researchers	10	86	5	5	5	5	6 VSU technologies commercialized under TBI Projects; 80-Research
Number of research proposals aligned to innovative/emerging technologies	OVPREI, Research Centers, Colleges, VICARP, faculty researchers	10	12	5	5	5	5	
PI 10: Number of research collaboration/partnerships with LGU, agencies, industry, private individuals, and local entrepreneurs established/maintained	OVPREI, Research Centers, Colleges, VICARP, faculty researchers	10	106	4.8	5	4.9	4.9	Innovation (2- TBI SGF & PASAU)
PI 11: Number of research-related awards/recognitions (faculty, staff and students)	OVPREI, Research Centers, Colleges, VICARP, faculty researchers	6	7	5	5	5	5	
<b>UMFO 4. Extension Services</b>								
PI 1. Number of active partnership with LGUs, industries, NGOs, NGAs SMEs and other stakeholders as a result of extension activities. Monitors and consolidates MOAs and MOUs of all VSU partnership and linkages as a result of exxtension.	OVPREI, Research Centers, Department	4	4	5	5	5	5	
PI 2. Number of trainees weighted by the length of training:	OVPREI	0	7,784					
Number of trainees weighted by the length of training conducted and coordinated by OVPREI Extension Office funded by GAA				5	5	5	5	





Number of trainees weighted by the length of training facilitates, monitors and consolidates on time from different VSU units and centers funded by GAA	OVPREI, Research Centers, Department	0	85	5	5	5	5	
PI 3. Number of Extension Programs organized and supported consistent with VSU mandated and priority programs	Research centers, Departments	30	32	5	5	5	5	
Monitors and consolidates extension programs and projects funded by GAA consistent with VSU mandated and priority programs								
PI 4. Number of clients assisted in Agri-Fair, walk in clients, training request. Assists/documents/facilitates in the conduct of trainings, In-House Review, and other related activities	OVPREI	20	64	4.6	4.6	4.7	4.6	
PI 5. Percentage of beneficiaries who rate the training course/s and advisory services satisfactory or higher in terms of quality and relevance	OVPREI	95%	100%	5	5	5	5	
Evaluate training course/s and advisory services conducted								
PI 6. Number of product/technology demonstration conducted	OVPREI	0	35	5	5	5	5	34 products & 1 technology conducted
PI 7. Percentage of accomplishment report submitted on time during the annual In House Review for Extension Project and Service	OVPREI, Research Centers, Departments	95%	91%	5	5	5	5	43 - presented & 4 - not presented
PI 8. Number of IEC Materials produce and number of videos in extension projects	OVPREI	5	5	5	5	5	5	
<b>UMFO 5. Administrative Services</b>								
PI 1. Percent documents acted upon, approved/signed	OVPREI	100%	100%	5	5	5	5	
<b>UMFO 5: Research and Extension Services</b>								
<b>A. Research Faculty Development Services</b>								

PI 1: Number of faculty pursuing advanced research degree programs (PhD) facilitated, monitored and assisted	OVPREI, Research Centers	2	169	5	5	5	5	
<b>B. Evaluation Services</b>								
PI 1: Number of In house reviews/ seminars/ training/ convention/ workshops coordinated/ conducted/ attended	OVPREI, Research Centers, Colleges, VICARP	8	52	5	5	5	5	52- Extension
PI 2: Number of research projects monitored/ facilitated for review (during the Annual In-House Review)	OVPREI, Research Centers, Colleges	20	64	5	5	5	5	
PI 3: Number of R&D programs/ projects monitored	OVPREI, VICARP	132	124	5	5	5	5	
<b>C. Innovation Services</b>								
PI 1: Percentage of research outputs identified by in-house evaluators for IP protection are filed within the year (i.e patents, utility model, copyright, trademark)	Research Centers Colleges Research Office Innovation Office	At least 50% of research outputs for IP protection are filed within the year	5	5	5	5	5	2-Patents- 3 - utility model
PI 2: Percentage of technologies/creative works filed for IP protection monitored and facilitated (on-going prosecutions)	ITSO Staff	100%	100% (16 IP Filings monitored)	5	5	5	5	5- new IPR Filings 11- on-going prosecution (3 patents and 8 UMs)
PI 3: Number of VSU technologies/creative works registered for IP Protection	ITSO Staff & concerned faculty/ researchers with technology	-	-	-	-	-	-	

PI 4: Number of technology disclosure received/facilitated	Innovation Office/ Concerned faculty/researchers	At least 50% of research outputs for IP protection	10	5	5	5	5	
PI 6: Number of researchers assisted in patent search & drafting patent specs and claims	Director, staff & concerned faculty/ researchers	At least 50% of research outputs for IP protection are disclosed within the year	5	5	5	5	5	
PI 7: Number of IP awareness trainings or seminars facilitated and conducted	Innovation Office	12	7	5	5	5	5	5-IP Awareness; 1-patent search & 1-patent drafting (Total No. of pax- 174)
PI 18: Number of VSU faculty/ researchers/ staff attended IP related trainings and seminars (national and international trainings or conference)	TPTO staff and concerned VSU researchers, faculty and staff	As per invitation	30	5	5	5	5	RAISE IP Masterclass
<b>Additional Outputs:</b>								
PI 19: Number of publications qualified/granted with VSU publication incentives award	VP for RDEI and the Publication Evaluation and Incentive Com	-	89 (2021 publications)	5	5	5	5	ISI/WOS- 25, Non-ISI-46, National-13; Book Chapter (International)- 2; Whole Book -1; Book Chapter (National)-1



Number of Patents/UMs qualified/approved for VSU IPR Incentive Program	VP for RDEI and the University IPR Committee		27 (2022 IPR Filings & Registration)	5	5	5	5	Tranche 1 (6); Tranche 3- (14); Tranche-1-2 (3) Tranche 1-3 (4)
A1: Number of research output publication produced/ related technical publication/ manual produced and distributed	OVPREI	10	1	5	5	5	5	
A2: Number of clientle served or registered during Farmer's and Fisherfolks Day	OVPREI	1500	1500	5	5	5	5	
A3: Number of Physical Reports consolidated, validated and complied data or records	OVPREI	24	270	5	5	5	5	
A4: Number of beneficiaries served	OVPREI, VICARP	1520	3148	5	5	5	5	2526-ViCARP; 622-Extension
<b>INSTITUTIONAL AWARD:</b>								
The Visayas State Univeristy received the Bronze Award for the ITSO 2.0 Clustering Program during the Presidents' Summit on March 28, 2023.				5	5	5	5	
<b>New Initiatives</b>								
Organized & coducted the <b>Publications &amp; IPR Awards Night (dubbed as Alamdag)</b> last April 26, 2023 as part of the celebration of the 99th VSU Founding Anniverary				5	5	5	5	
Organized and successfully conducted the 1st Abanteknolohiya "The Regional Technology Pitching & Fire side chat" with support from RAISE Program funded by PCAARRD				5	5	5	5	
<b>Total Over-all Rating</b>				198.8	199.2	199.1	597.1	
<b>Average Rating</b>				4.97	4.98	4.98	4.98	
<b>Adjective Rating</b>								

Received by:	Calibrated by:	Recommending Approval:	Approved by:
 <b>TONI MARC L. DARGANTES</b> Planning Office	 <b>DANIEL LESLIE S. TAN</b> PMT Chair	 <b>EDGARDO E. TULIN</b> President	
Date: JUL 14 2023	Date: JUL 14 2023	Date: JUL 19, 2023	