


Visayas State University
OFFICE OF THE VICE PRESIDENT FOR RESEARCH, EXTENSION, and INNOVATION

Visca, Baybay City, Leyte

OFFICE PERFORMANCE COMMITMENT & REVIEW (OPCR)

I, MARIA JULIET C. CENIZA, of the **Office of the Vice President for Research, Extension, and Innovation** (OVPREI) commits to deliver and agree to be rated on the attainment of the following targets in accordance with the indicated measures for the period July-December 2021


MARIA JULIET C. CENIZA
VP, Research, Extension, and Innovation
Date: March 8, 2022


EDGARDO E. TULIN
University President
Date: March 9, 2022



Personnel	Position Title/Designation	Number
Permanent/Regular	Associate Professor I/Director (RODVelarde)	1
	Professor II/ODI Head (ABLoreto)	1
	Associate Professor I/Director (APAbamo)	1
	Broadcast Production Supervisor (AOCarreno)	1
	Instructo I (PSCaintic: Study Leave, MLCTambis)	2
	SRS (VGPalermo)	1
	Admin Aide III (Jerry Posas, Anayre, Npiad)	3
	ERA (EYBañoc)	1
	SRA (MVQSubere: Study Leave)	1
	Admin Aide III (Msta. Iglesia, ST Nayre)	2
Casual	SRA (KBCaingcoy)	1
	SRA Aide (MFEChavez)	1
	SRA (GAsauro, MFYgana, Jen Posas, EBTapayan, TBaguio, LMalpas, Paguilar, VDindo, Sto.Thomas Inna, JCavero, LMarvin)	9
JO	Science Aide (EGCaña)	1
	Utility (Nlingatong, Rbornias)	2
	Laborers	5
Total		33

MFO/PAPs	Success Indicators	Unit/Persons Responsible	Target (Jan-Dec 2021)	Actual Accomplishment (<i>July-December 2021</i>)	Rating				Remark
					Quality	Efficiency	Timeliness	A ⁺	
UFMO 2: Higher Education Services									
UMFO3: Higher Education Management Services									
PI 5: Total FTE, coordinated, implemented and monitored	Actual Faculty's FTE	Handled subjects/ courses assigned	50	215.5	5	5	5	5	9.32 (MLCTambis); 12 (MJCCeniza); 20.5 (NCRC-V staff) 40.6 (NARC) 31.05 (ARI), 102 (Rootcrops); 2.90 (RODVelarde)
UMFO 3: Research Services									
PI 1: Number of research outputs in the last three (3) years utilized/commercialized by the industry or by other beneficiaries		OVPREI, Research Centers, Colleges, faculty researchers	60	60(whole year)	5	5	5	5.0	10 (thru TBI Poject- executed Technology Licensing Agreements) 50 (from centers and units)
PI2: Number of research outputs completed within the year		OVPREI, Research Centers, Colleges, faculty researchers	45	35	4.8	4.9	4.9	4.9	research outputs completion date usually scheduled in December
PI 3: Percentage of research outputs published in internationally-referred or CHED recognized journal within the year* (whole year)		OVPREI, Research Centers, Colleges, faculty researchers	5%(whole year)	18% (8/45)	5	5	5	5.0	research outputs publication are expected to be published towards the end of the year
In referred int'l journals									
In referred int'l or regional journals									
PI 4: Number of outputs published in CHED accredited journals/ internationally indexed journal/ books or book chapter		OVPREI, Research Centers, Colleges, VICARP, faculty researchers	20 (whole year)	54	4.9	4.9	4.8	4.9	research outputs publication are expected to be published towards the end of the year
PI 5: Number of outputs presented in scientific fora (regional/ national/ international/ conferences/ conventions)		OVPREI, Research Centers, Colleges, VICARP, faculty researchers	45	76(whole year)	5	5	5	5.0	more on online participation/presentation
International Fora /Conferences									
National Fora /Conferences									
Regional Fora /Conferences									
Local Fora /Conferences									
PI 6: Number of research projects conducted and completed on schedule		OVPREI, Research Centers, Colleges,	15	11	4.6	5	4.7	4.8	project completion date usually scheduled in December

PI 7: Number of research proposals submitted/endorsed for external funding	OVPREI, Research Centers, Colleges, VICARP, faculty researchers	8	21	5	5	5	5.0	
PI 8: Number of research proposals reviewed for internal funding		17	30	4.9	4.9	4.9	4.9	
PI 9: Number of research proposals approved for internal funding	OVPREI, Research Director, Commodity Team	4	2	4.8	5	5	4.9	
PI 10: Amount of research money generated from external funding	OVPREI, Research Centers, Colleges, VICARP, faculty researchers	15M (whole year)	10,383,230.29	5	5	5	5.0	
PI 11: Amount of research money generated from institutional funding	OVPREI, Research Centers, Colleges, VICARP, faculty researchers	20M (whole year)	45,779,153.5 (whole year)	5	5	5	5.0	23,708,000.00 (GAA) 20,571,153.50 (IP under OP) 1,500,000.00 (ISR)
PI 12: Number of research-related awards/recognitions (faculty, staff and students)	OVPREI, Research Centers, Colleges, VICARP, faculty researchers	6	23	5	5	5	5.0	10 research papers from different centers & departments won during paper presentation in different conferences online; 2 research and development papers and 3 poster paper won during the 32nd RDE Symposium
Additional Output:								





[illegible]

PI 1. Number of research proposals aligned to innovation	Innovation Office, concerned	3	2					4.7	4.8	4.7	4.7	-Hyperspectral imaging -NICER Center on Precision Agriculture
PI 2. Percentage of research outputs identified by in-house	Innovation Office, Research	research outputs	14					4.9	4.7	4.8	4.8	1-utility model; 13-copyright registration
PI 3: Number of technologies filed for IP protection monitoring	Innovation Office	47	55					5	5	5	5.0	21 - Registered IPRs 14 - New IP Filings 20- on-going prosecution (5 patents; 14-UMs; 1-trademark)
PI 4: Number of technology disclosures	Innovation Office/ Concerned	least 50% (4/7)	1					4.6	4.7	4.5	4.6	
PI 5: Number of patent search conducted	Director & Staff	least 50% (4/7)	1					4.6	4.7	4.5	4.6	
PI 6: Number of researchers assisted in drafting patent	Director, staff & concerned	least 50% (4/7)	2					4.8	4.9	4.7	4.8	
PI 7. Number of IP-related trainings/ seminars organized	OVPREI & InnovationOffice	ITSO 2.0 targets	7					4.6	4.5	4.4	4.5	5- IP Awareness Virtual Seminar (1-rootcrops & 4-external campus); 1- GIS & 1- Rootsytem
Number of faculty/ researchers/ staff attended IP related	Innovation office	As per invitation	137					5	5	5	5.0	
Additional Outputs:												
Number of technologies endorsed to DOST Region for	Innovation Staf	-	1					4.9	4.9	4.8	4.9	
UMFO 4. Extension Services												
PI 1. Number of active partnership with LGUs, industries, NGOs, NGAs SMEs and other stakeholders as a result of extension activities. - Monitors and consolidates MOAs and MOUs of all VSU partnership and linkages as a result of exxtension.	OVPREI, Research Centers, Department	20	18					4.7	4.7	4.8	4.7	

PI 2. Number of trainees weighted by the length of training:	OVPREI	100	80					
- Number of trainees weighted by the length of training conducted and coordinated by OVPREI Extension Office funded by GAA				5	5	5	5.0	
- Number of trainees weighted by the length of training facilitates, monitors and consolidates on time from different VSU units and centers funded by GAA	Research Centers, Colleges, Departments and Extension projects	25,000	3,464	5	5	5	5.0	Due to pandemic, trainings and other extension services are done mostly through online and on-air via Radio program. Hence, higher number of accomplishments due to wider scope
PI 3. Number of Extension Programs organized and supported consistent with VSU mandated and priority programs	Research centers, Departments	35	10					
- Monitors and consolidates extension programs and projects funded by GAA consistent with VSU mandated and priority programs				5	5	5	5.0	
PI 4. Number of clients assisted in Agri-Fair, walk in clients, training request. Assists/documents/facilitates in the conduct of trainings, In-House Review, and other related activities	OVPREI	15	245	5	5	4.9	5.0	
PI 5. Percentage of beneficiaries who rate the training course/s and advisory services satisfactory or higher in terms of quality and relevance	OVPREI	95%	98%	4.9	4.8	4.5	4.7	
PI 6. Number of product/technology demonstration facilitates, monitors and consolidated from VSU Research Centers	Research Centers and Extension projects	10	5	4.5	4.5	4.5	4.5	
PI 7. Percentage of accomplishment report consolidated on time during the annual In House Review for Extension Project and Service	OVPREI, Research Centers, Departments, Extension Projects	95%	100%	5	5	5	5.0	All extension projects under GAA and externally funded projects submitted accomplishment report on time during the 2021 Extension In-House Review
PI 8. Number of IEC Materials produce	OVPREI	5	7	4.7	4.7	4.7	4.7	

PI 9: Number of extension Physical Report of Accomplishment consolidated and submitted to OVRGAS and Error Free	OVPREI	4	2	5	5	4.8	4.9	
PI 10: Number of monitored workloads of faculty and staff involved in Extension activities	OVPREI	230	250	5	5	4.5	4.8	
PI 11: Number of meetings conducted for extension faculty and staff via online settings	OVPREI	2	5	4.7	4.8	4.9	4.8	
P12: Number of new extension proposals received and evaluated	OVPREI	5	1	4.9	4.8	4.9	4.9	
P13: Number of new extension proposals approved	OVPREI	5	1	4.9	4.8	4.9	4.9	New extension projects approved within June-December 2021 with GAA funding
UMFO 5: Support to Operations								
A. Research Faculty Development Services								
PI 1: Number of faculty pursuing advanced research degree programs (PhD) facilitated, monitored and assisted	OVPREI, Research Centers	2 (whole year)	2	4.8	4.9	4.9	4.9	1-PCaintic; 2-RODVelarde
B. Evaluation Services								
PI 1: Number of In house reviews/ seminars/ training/ convention/ workshops coordinated/ conducted/ attended	OVPREI, Research Centers, Colleges, VICARP	8 (whole year)	10	5	4.9	5	5.0	In House Review this year is conducted in parallel session for research and extension unlike last year wherein review is by center and college; a number of trainings were conducted by each center
PI 2: Number of research projects monitored/ facilitated for review (during the Annual In-House Review)	OVPREI, Research Centers, Colleges	80	62	4.6	4.6	4.7	4.6	
PI 3: Number of R&D programs/ projects monitored	OVPREI, ViCARP	100	102	4.6	4.7	4.7	4.7	
Additional Outputs								
A1: Number of research output publication produced/ related technical publication/ manual produced and distributed	OVPREI	5	62	5	5	5	5.0	17 (TBI output business portfolio) 12 YRRP IECs, 1 coffee Table Book), 32 NARC
A2: Number of clientele served or registered during Farmer's and Fisherfolks Day	OVPREI	1000	800	5	5	5	5.0	

A3: Number of consolidated, validated and complied data or records	OVPREI	8 (whole year)	552	5	5	5	5.0	
A4: Number of Physical Reports submitted	OVPREI	4	12	4.8	4.7	4.7	4.7	Physical Reports submitted per quarter by the centers and units under OVPREI
N1: Number of beneficiaries served	OVPREI, VICARP	1000	12000	5	5	5	5.0	
UMFO 6: General Administration & Support Services								
PI 1. Percent documents acted upon, approved/signed	OVPREI Admin	100%	100%	4.5	4.6	4.6	4.6	refer to te Malou records in-coming/outgoing documents
P1 2. Number of university committess/staff meetings co	OVPREI	-	30	4.5	4.5	4.5	4.5	2- publication incentive committee meetings conducted (pls refer to the log-book notice of meetings signed by Mam Neneng & presided
P1.3 Efficient and customer friendly frontline service	OVPREI Admin	Zero percent complaint from clients served	Zero percent complaint from clients served	5	5	5	5.0	
New Initiatives/Best Practices:								

1. Supervised the implementation of the VSU Internalization project under Innovation pillar (TBI Model) 2. Submitted a project proposal to DA-BAR: Business Incubation Program – PhP 12 million 3. Strengthened partnership with DOST 8 - Participated in the Community Empowerment thru Science and Technology (CEST) program - Provide one(1) video presentation to the National Academy for Science and Technology (NAST) – “Effects of COVID 19 in Agriculture Sector” – Dr. JL Bacusmo - Served as Technical Member of the Fairness Opinion Board in Region 8 4. Lead in the preparation of the VSU-LUDIP 5. Organized the PhilRootcrops monthly webinar on Emerging Technologies of Agriculture 6. Spearheading the CATO registration of CASL and Food Testing Lab		Innovation Office	100%	100%	4.6	4.7	4.8	4.7
Total Over-all Rating							247.5	
Average Rating							4.9	
Adjective Rating					Outstanding			
Received by:		Calibrated by:		Recommending Approval:		Approved by:		
 DILBERTO O. FERRAREN Planning Office		 DANIEL LESLIE S. TAN PMT Chair		 MARIA JULIET C. CENIZA Vice President of OVPREI		 EDGARDO E. TULIN 12 th President		
Date: March 8, 2022		Date: March 8, 2022		Date: March 8, 2022		Date: March 9, 2022		

12 8/