



Visayas State University
College of Management and Economics
DEPARTMENT OF ECONOMICS
Visca, Baybay City, Leyte

OFFICE PERFORMANCE COMMITMENT & REVIEW (OPCR)

I, MOISES NEIL V. SERIÑO, Head of the Department of Economics, commits to deliver and agree to be rated on the attainment of the following targets in accordance with the indicated measures for the period January 1 to June 30, 2018.

Department of Economics (2nd Sem., 2017-2018)


MOISES NEIL V. SERIÑO
Department Head


ANTONIO P. ABAMO
Dean, CME


BEATRIZ S. BELONIAS
Vice-Pres. for Instruction

INFORMATION ON PERSONNEL FULL-TIME TEACHING EQUIVALENT (FTE):

Personnel

	<u>Number</u>	<u>FTE(2nd SEM)</u>	<u>FTE(1st SEM)</u>	<u>FTE/Summer</u>	<u>FTE Total</u>
Department Head	1	5.65			5.65
Faculty w/ Univ. Designated Position	0	0.00			0.00
Regular Faculty (Vac. & Sick Leaves)	4	125.70			125.70
Regular Faculty (Teacher's Leave)	4	27.15			27.15
Part time Faculty Members	0				0.00
Affiliate Staff	3	10.70			10.70
Substitute Instructor	1	21.75			21.75
Graduate Teaching Assistant	1	2.85			2.85
Administrative staff	2				

Rating Equivalents:
5 - Outstanding
4 - Very Satisfactory
3 - Satisfactory
2 - Fair
1 - Poor

Administrative Staff											
MFO No.	MFO Description	Success/Performance Indicator (PI)	Units/Persons Responsible*	Target	Actual Accomplishment		Rating				Remark
					% Accompl. as of June 2018	Details of Accomplishment	Quality	Efficiency	Timeliness	Average	
UMFO 1: Advanced Education Services											
MFO 1. Graduate Degree Program Management Services											
		PI 1. Number of graduate degree specializations offered and monitored		2	2.00		4.5	4.5	4.5	4.5	MS AgEcon / MAgDev-AgEcon
		PI 2. Number of FTE coordinated and implemented		3	5.75		5	5	5	5	Econ 215, AgEc231, AgEc244
		P1.3. Percentage increase in number of graduate students enrolled		50 percent	50 percent		4.8	4.8	4.8	4.8	

		P1.4. Percentage increase in the number of students who graduated within prescribed period.									
MFO 2: Graduate Student Management Services											
		P1.1. Number of graduate students awarded with scholarship/ assistantship		1	2.00		5	5	5	5	CHED, VSU-GTA
		P1.1.2. Percentage of graduate students awarded with scholarship/ assistantship who graduated within prescribed period									
		P1.3. Number of graduate students awarded with honors/distinction									
		P1.4. Number of approved thesis outline submitted within the prescribed period.									
		P1.5. Number of approved manuscript submitted within the prescribed period.									
		P1.6. Number of Instructional materials developed/revised and utilized.		1	1.00		4.5	4.5	4	4.33	Econ 215
UMFO 2: Higher Education Services											
MFO 1. Curriculum Program Management Services											
		PI.1. Number of FTE coordinated and implemented	All DOE faculty & affiliate instructors	150.00	182.40		5	5	5	5	BS Econ and BSA-AgEcon
		PI.2. Average percentage passing in licensure in mandated programs									
		PI.3. Number of graduates in mandated programs graduated w/in prescribed period	All DOE faculty & affiliate instructors	10	12.00		5	5	5	5	BSEcon - 8 , BSA-AgEcon - 4
		PI.4. Number of degree programs compliant to CMO supervised & implemented	Dept. Head	2	4.00		5	5	5	5	BSEcon , BS-AgEcon, MS-AgEcon, MAgDev-AgEcon
		P. 5. Number of academe/Industry linkage established									
		PI.6a. Number of students advised	All DOE Regular Faculty & Affiliate Staff	10	13.00		5	5	5	5.0	
		On thesis/ field practice/special problem									
		On consultation									
		PI 6b. No. of student organi-zations Advised/Assisted									
		Student organizations advised		1	1.00		4.5	4.5	4.5	4.5	Young Economist Society
		Student organizations assisted on student related activities	All DOE Faculty, Staff and Students	1	1.00		4.5	4	4.7	4.4	Young Economist Society

		PI 7. Number of instructional materials developed									
		<i>New syllabi</i>									
		<i>Revised syllabi</i>		10	12.00		5	5	5	5.0	OBEdized Syllabus
		<i>New lecture manual</i>									
		<i>Revised lecture manual</i>									
		<i>New lab. manual</i>									
		<i>Revised Lab. Manual</i>		1	2.00		4.5	4.5	4.5	4.5	Econ 115, Econ 149
		<i>New Powerpoint lecture presentation (per course)</i>	All DOE Faculty								
		<i>Revised Powerpoint lect. presentation (per course)</i>	All DOE Faculty	5	8.00						
		<i>On-line course lecture materials</i>		1	1.00		4.5	4.5	4	4.3	Marketing
		<i>On-line course lab.materls</i>									
		P1.8. Number of Academe/ Industry Linkage established:									
		<i>International</i>									
		<i>National</i>									
		<i>Local/Regional</i>		1	2.00		5	5	5	5.0	SLSU, VSU Alang-alang
		P1.9. Awards/Honors received by students/faculty									
		<i>Number of awards received by students</i>		1	6.00		5	5	5	5	2 Magna, 3 Cum Laude, 1 Best Thesis Award
		<i>Number of awards received by faculty</i>									
		<i>Number of Professorial Chair awardee</i>									
		PI.10. Additional outputs									
		<i>Number of student awards/honors received</i>		1	1.00		4.5	4.5	4.5	4.5	YES award for Eastern Visayas Regional Conference
		<i>Accreditation of curricular program (2nd level)</i>		1	1.00		4.5	4.5	4.5	4.5	BSA-Ag Econ Level IV
		<i>Number of Computer Software Developed</i>									
MFO 2. Student Management Services											
		P1.1 Percentage increase of students enrolled in different degree programs	NA								
		P1.2. Number of students awarded with scholarship/fellowship/grants		5	6.00		4.8	4.8	4.8	4.8	VSU Scholarship

		P1.3. Number of graduates gainfully employed in jobs related to their undergraduate prog.	NA								Graduation is in June 2018, not applicable for the period
		P1.4. Number of students availing of dormitory facilities		5	8.00		4.6	4.6	4.6	4.6	
UMFO 3: Support to Operations (STO)											
MFO 1. Faculty Development Services											
		P1.1. Number of faculty pursuing advanced research degree programs (Ph.D) facilitated, monitored and assisted	BC Lambert	1	1.00		4.5	4.5	4.5	4.5	pursuing PhD Economics in Ateneo University
MFO 2. Faculty Recruitment/Hiring Services											
		P1.1. Number of faculty recruited aligned with ISO standards	Jcavero	1	1.00		4.5	4.5	4.5	4.5	Substitute position
MFO 3. Faculty Evaluation Services											
		P1.1. Percentage of faculty rated by students with at least very satisfactory rating in 50% of the subjects evaluated	ALL DOE Faculty and Affiliate staff	8	11.00		5	5	5	5	Including substitute and affiliate
MFO 4. Program & Institutional Accrediation Services											
		P1.1. Number of degree programs w/c passed accreditation/ evaluation at least Level 1	BS Econ/ MS Econ. MAgDev-AgEcon, BS AgEcon	4	4.00		5	5	5	5	BSEcon - Level 1, BSA-AgEcon - Level IV, MS AgEcon and MAgDev AgEcon - Level IV
		P1.2. QMS on faculty recruitment, development and performance evaluation aligned with ISO standards	All DOE Faculty	1	1.00		4.8	4.8	4.8	4.8	
		P1.3. Degree programs complaint with CHED	All DOE Faculty	4	4.00		4.7	4.7	4.7	4.7	All programs offered by the Department
UMFO 4: Research											
MFO 1. Research Services											
		P1.1. Number of published papers in internationally indexed journals									
		In refereed int'l journals									
		In refereed nat'l journals									
		In institutional journals									
		P1.2. Number of research outputs presented in regional/national/ int'l fora/conferences	All DOE Faculty								
		In int'l fora/conferences		1	1.00		4.6	4.6	4.6	4.6	
		In nat'l fora/conferences		1	2.00		4.8	4.8	4.8	4.8	

		<i>In reg'l fora/conferences</i>		2	4.00		5	5	5	5.0	
		<i>In institutional fora/conferences</i>		1	2.00		4.8	4.8	4.8	4.8	
		PI 3. Number of research projects conducted and/or completed on schedule		5	11.00		5	5	5	5	DENR, PCAARRD, CIAT, ERIA, VSU, GAD, DA-BAR+
		PI 4. Number of research proposals submitted		3	6.00		5	5	5	5	
		PI 5. Percent of research proposals approved		1	2.00		4.7	4.7	4.7	4.7	CIAT
		PI 6. Amount of research money generated from external funding (Thousand PHP)		1m	7m		5	5	5	5	
		PI 7. Amount of research money generated from institutional funding (Thousand PHP)		100k	300k		5	5	5	5	
		PI 8. Additional outputs									
		No. of research-related awards (research conducted by faculty or student w/ faculty)		1	1.00		4.5	4.5	4.5	4.5	Best Undergraduate Thesis
		P1.9. Number of research conducted and completed on time									
		P1.10. Number of Scientific for a coordinated/facilitated		1	1.00		4.5	4	4.5	4.3	
		P1.11. Number of Linkages forged									
		International		2	2.00		5	5	5	5	CIAT, ACIAR
		National		2	3.00		5	5	5	5	DENR, PCAARRD, NDA
		Regional/Local		1	1.00		4	4	4.5	4.17	NEDA
MFO 2. Seminars/Symposium/Conferences attended by faculty											
		International		1	3.00		4.6	4.6	4.6	4.6	
		National		1	3.00		4.7	4.5	4.7	4.63	
		Regional/Local									
UFMO 5. Extension											
MFO 1. Extension Services											
		PI 1. Number of person-days trained weighted by length of training		10	30.00		5	5	5	5.0	Impact Assessment Training
		PI 2. Number of IEC materials/technoguides developed/used		1	2.00		4.5	4.5	4.5	4.5	Stata Guide and SPSS
		PI 3. Number of beneficiaries served									
		<i>Groups</i>		2	3.00		5	5	5	5.0	DCST, DOPAC, DBS
		<i>Individuals</i>		30	55.00		5	5	5	5	Training participants

		P1.1 Percentage of faculty rated by students with at least very satisfactory rating in 50% of the subjects evaluated	All DOE Faculty	8	11.00		5	5	5	5	All DOE faculty & affiliate instructors
MFO 4: Programs & Institutional Accreditation Services											
		P1.1 Number of degree programs which passed accreditation/ evaluation at least Level 1	All programs	4	4.00		4	4	4.5	4.17	BSEcon - Level 1, BSA-AgEcon - Level IV, MS AgEcon and MAgDev AgEcon - Level IV
		P1.2 Degree program compliant with CHED	All programs	4	4.00		4.5	4.5	4	4.33	BSEcon - Level 1, BSA-AgEcon - Level IV, MS AgEcon and MAgDev AgEcon - Level IV
		P1.3 Readiness to SUC levelling by CHED & DBM									
MFO 5: Seminars/trainings/conventions/in-house review											
		PI 1. Number of seminars/ trainings/conventions/ workshops coordinated for entire university	CME and VSU	1	2.00		4.9	4.7	4.7	4.8	Forum with CIAT, Echo Seminar OBE
		PI 2. Number of in-house seminars/trainings/ workshops/reviews conducted	All DOE Faculty	1	2.00		4.5	4.5	4.6	4.5	OBE Syllabus making
		PI 3. Additional outputs									
		Number of faculty/staff awards/honors received related to operations support									
UMFO 7. General Administration & Support Services (GASS)											
MFO 1. Administrative & Facilitative Services											
Dept. Head		PI 1. Number of departments and/or service units supervised and monitored & coordinated	Dept. Head	1	2.00		5	5	5	5	DoEcon, ViSERDAC
		PI 2. No. of management meetings chaired and conducted	Dept. Head	2	6.00		5	5	5	5	Monthly meetings
		PI 3. Number of documents attended and served	Dept. Head DF Andres PP Bagarinao	80	200.00		5	5	5	5	
		PI 4. Number of academic lecture/laboratory rooms maintained		3	3.00		4.5	4.5	4.5	4.5	
		PI 5. Number of heavy equipment maintained	PP Bagarinao	1	1.00		4.5	4.5	4.5	4.5	
		PI 6. Area of lawn maintained (sq.m, approx.)	PP Bagarinao	30	50.00		5	5	5	5	Including nearby areas
		PI 7. Number of office and laboratory equipment purchased	Dept. Head/DF Andres/ PP Bagarinao	10	15.00		5	5	5	5.0	All in one PC, printers, LCD, and aircon

		PI.8. Zero percent complaint from clients served	All DOE Faculty and Staff	0	0.00		5	5	5	5	No complaint
		P1.9. Number of frontline academic services monitored and ensured to be customer friendly & efficient and citizens charter posted conspicuously	Dalisay F. Andres Prospero P. Bagarinao	5	10.00		4.8	4.8	4.8	4.8	Enrollment, reimbursement, change of schedul, change of advisers, consultation
		P1.10 Percentage of new faculty recruited/hired using procedures aligned with ISO standards	JCavero	1	1.00		4.5	4.5	4.5	4.5	One substitute faculty hired
		P1.11. Percentage of newly hired faculty oriented with university policies and procedures	JCavero	1	1.00		4.5	4.5	4.5	4.5	One substitute faculty hired
		P1.12 Percentage of faculty evaluated by their students	All DOE Faculty	100 percent	100 percent		5	5	5	5.0	
MFO 2: Efficient Customer-Friendly Assistance											
		PI.1.1. Efficient and customer-friendly frontline service	All DOE Faculty & Staff	0 Complant	100.00	0 complaint	5	5	5	5	0 complaint
		PI.2. Additional Outputs			N/A						
Total Over-all Rating							323.46				
Average Rating							4.76				
Adjectival Rating							OUTSTANDING				

Received by:

Planning Office

Date: _____

Calibrated by:


REMBERTO A. PATINDOL

Chairman, PMT

Date: _____


Recommending Approval:


BEATRIZ S. BELONIAS

Vice Pres. for Instruction

Date: _____

Approved:


EDGARDO E. TULIN

President

Date: _____