



Visayas State University
COLLEGE OF NURSING
 Visca, Baybay City Leyte

OFFICE PERFORMANCE COMMITMENT & REVIEW (OPCR)

I, **JESUSA M. MAGNO**, Dean, College of Nursing, commits to deliver and agree to be rated on the attainment of the following **accomplishments** in accordance with the indicated measures for the period **JANUARY** to **JUNE 2018**.


JESUSA M. MAGNO
 Ratee


BEATRIZ S. BELONIAS
 VP, Academic Affairs

MFO Description	Success/ Performance Indicator (PI)	Units/Persons Responsible	Target July – Dec. 2018	Actual Accomplishments	RATING				REMARKS
					Q1	E2	T3	A4	
UMFO2: HIGHER EDUCATION SERVICES									
OVPA MFO1: CURRICULUM PROGRAM MANAGEMENT SERVICES									
PI1: Total Undergraduate FTE monitored	OVPA, CoN	31	R=26 PT-11.95	3.5	3.5	3.5	3.5	Less number of students	
PI2: Number of new undergraduate curricular program compliant to CMO, approved and offered	OVPA, CoN, University Curriculum Committee	1	1	5	5	5	5		
PI5:Percentage increase in number of undergraduate students who graduated within the prescribed period	OVPA, Registrar, Dean CoN	12	100%	5	5	5	5		
PI7: Number of academe/industry linkage established	OP, Legal Office, Dean CoN	3	5	4.9	4.9	4.9	4.9	EVRMC as Base Hospital, Ormoc Doctors Hospital, PRC & Red Crescent, VSMMC, CHO Baybay City	
PI8: Number of students advised	CoN Dean, Level, Advisers	18	22	4.9	4.8	4.8	4.83		
PI9: Number of Students organizations advised/assisted	SBO Advisers	1	1	4.8	4.8	4.7	4.76		

PI 10: Number of Instructional materials developed	Dean, Faculty	10	15	4.9	4.9	4.8	4.86	Faculty IPCR
UMFO 3: RESEARCH SERVICES								
PI 3: Number of research/projects conducted/completed on schedule		1	2	4.7	4.7	4.5	4.6	On-going
PI 3: Number of research proposals submitted		1	2	4.9	4.8	4.7	4.8	
PI 4: Number of research proposals approved		1	2	5	5	5	5	VSU Performance in NLE, Care Amidst Renal Infirmities
PI 5: Percentage of research proposals approved		2	100%	5	5	5	5	
PI 6: Amount of money generated from <i>external</i> funding	LGU, Baybay City Leyte							P288,000.00
PI 7: Amount of research money generated from <i>institutional</i> funding								P200,000.00
UMFO 4. EXTENSION SERVICES								
PI 1: Number of persons-days trained weighted by length of training	OVPRE, Dean, Faculty in charge, Coordinators, Student Brgy. Council, Target Population	20	30	4.8	4.8	4.7	4.76	
PI 2: Number of trainings conducted		1	3	4.8	4.8	4.7	4.76	First Aid and Safety Training (FAST)
PI 3: Number of IEC materials/technology developed/used		2	4	4.8	4.8	4.7	4.76	Dummies, Powerpoint, Drawing materials
PI 4: Number of beneficiaries served								
Groups		1	2	4.8	4.8	4.8	4.8	FAST
Individuals		70	183	4.8	4.7	4.8	4.76	FAST,HELP,CATCH
PI 5: Number of technical/expert services								
Research mentoring		1	1	4.6	4.5	4.6	4.56	
Peer reviewers/ Panelist		2	6	4.9	4.9	4.8	4.86	
Resource Persons		3	6	4.9	4.9	4.8	4.86	Guests at DYDC Campus Radio,

								Speaker in Symposiums, Seminars
Convenor/Organizer		1	3	4.8	4.8	4.7	4.76	Symposiums and Health Care Services for Elderly Persons and Children, Seminar- Workshop in Research
PI 6: Number Symposiums conducted		1	2	4.8	4.7	4.7	4.73	
PI 7: Number of Extension Programs Approved		1	2	4.8	4.8	4.8	4.8	H-PALs, CARES (Research)
UMFO 5. SUPPORTING TO ORGANIZATIONS								
OVPI MFO 1: Faculty Development Services								
PI 1: Number of faculty pursuing advanced research degree programs (PhD) facilitated, monitored, assisted	OVPAA, ODARHD, SFAC, CoN	3	4	4.8	4.8	4.7	4.76	On-going
OVPI MFO 2: Faculty Recruiting/ Hiring Services								
OVPI MFO 3: Faculty Evaluation Services								
PI 1: Number of seminars/ trainings/conventions/workshops <i>coordinated for entire</i> university		1	1	4.8	4.8	4.7	4.75	Writing and Publishing in High Impact Journals
PI 2: Number of seminars/ trainings/conventions/workshops <i>coordinated outside of</i> the entire university		1	2	4.9	4.9	4.9	4.9	
PI 3: Percentage of faculty rated by students with at least very satisfactory rating in 50% of the subjects evaluated	OVPAA, CoN, Admin. Staff		100%	5	5	5	5	
PI 4: Number of in-house seminars/trainings/reviews attended	OVPAA, CoN, Admin. Staff	10	18	4.9	4.9	4.9	4.9	
OVPI MFO 4: Program and Institutional Accreditation Services								
PI 1: Number of degree programs which passed accreditation/evaluation at least Level I	OVPAA, QAC, OGS, CoN	1	1	5	5	5	5	Level-I AACUP Accredited
PI 1. QMS on faculty recruitment, development								
PI 3. Percentage of degree program compliant with CHED	OVPAA, QAC, CoN	1	100%	5	5	5	5	


UMFO 6: General Admission and Support Services (GASS)								
Pi 1: Efficient and customer friendly frontline service	College of Nursing	1	1	5	5	5	5	No complaints received/noted
Pi 2: Additional Outputs/ Best Practices	OP, OVPA, Admin Staff. CoN	2	5	4.8	4.8	4.8	4.8	Rotational Study grants to faculty members Regular Attendance to Nursing Updates Semestral orientation for students and parents Parents meeting, Support/Facilitate every Students Activities Increase number of linkages
	TOTAL OVER-ALL RATING			4.832	4.816	4.780	4.802	
	AVERAGE RATING						4.807	
	ADJECTIVAL RATING						VERY SATISFACTORY	

Received by:

Planning Office

Date: _____

Calibrated by:


REMBERTO A. PATINDOL
Chairman, PMT

Date: _____

Recommending Approval:


BEATRIZ S. BELONIAS
Vice-President for Instruction

Date: _____

Approved:


EDGARDO E. TULIN
President

Date: _____