

Visayas State University
OFFICE OF THE VICE PRESIDENT FOR RESEARCH, EXTENSION and INNOVATION

Visca, Baybay City, Leyte

OFFICE PERFORMANCE COMMITMENT & REVIEW (OPCR)

I, MARIA JULIET C. CENIZA, of the **Office of the Vice President for Research, Extension and Innovation** (OVPREI) commits to deliver and agree to be rated on the attainment of the following targets in accordance with the indicated measures for the period of January to June, 2022

MARIA JULIET C. CENIZA

VP, Research, Extension, and Innovation

Date: _____

EDGARDO E. TULIN
University President

Date: _____



Personnel	Position Title/Designation	Number
Permanent/Regular	Associate Professor I/Director (RODVelarde)	1
	Professor II/ODI Head (ABLoreto)	1
	Associate Professor I/Director (APAbamo)	1
	Broadcast Production Supervisor (AOCarreno)	1
	Instructor I (PSCaintic: Study Leave, MLCTambis)	2
	SRS (VGPalermo)	1
	Admin Aide III (Jerry Posas, ANayre, NPiad, TBaguio)	3
	ERA (EYBaños)	1
	SRA (MVQSubere: Study Leave)	1
	Admin Aide III (Msta. Iglesia, ST Nayre)	2
Casual	SRA (KBCaingcoy)	1
	SRA Aide (MFEChavez)	1
	SRS (HALlemos, JFDe Veyra, EBTapayan)	3
JO	SRA (ADeligero, JRDeluza, KMValencia, Jen Posas, LMAikuino, LMalpas, PAguilar, VDindo,	12
	Administrative Assistant (JMMarquez, JPepito)	2
	Science Aide (EGCaña)	1
	Utility (NLingatong, RBornias)	2
	Laborers	5
Total		41

Not a mad...
- Higher Education

MFO/PAPs	Success Indicators	Unit/Persons Responsible	Target (Jan-Dec 2022)	Actual Accomplishment (jan-June 2022)	Rating				Remark
					Quality	Efficiency	Timeliness	Average	
UFMO 2: Higher Education Services									
UMFO3: Higher Education Management Services									
PI 5: Total FTE, coordinated, implemented and monitored	Actual Faculty's FTE	Handled subjects/courses assigned	50	429.57	5	5	5	4.5	
UMFO 3: Research and Innovation Services									
Research Services									
PI 1: Number of research outputs in the last three (3) years utilized/commercialized by the industry or by other beneficiaries	OVPREI, Research Centers, Colleges, faculty researchers	60	63 (2020-2022)	5	5	5	5		
PI2: Number of research outputs completed within the year	OVPREI, Research Centers, Colleges, faculty researchers	45	6	5	5	5	4.5	Research projects are scheduled to complete towards the end of the year	
PI 3: Percentage of research outputs published in internationally-referred or CHED recognized journal within the year* (whole year) In referred int'l journals In referred int'l or regional journals	OVPREI, Research Centers, Colleges, faculty researchers	35%	31.11%	5	5	5	5		
PI 4: Number of outputss published in CHED accredited journals/ internationally indexed journal/ books or book chapter	OVPREI, Research Centers, Colleges, VICARP, faculty researchers	20 (whole year)	46	5	5	5	5		
PI 5: Number of outputs presented in scienteific fora (regional/ national/ international/ conferences/conventions) - International Fora/Conferences - National Fora/Conferences - Regional Fora/Conferences	OVPREI, Research Centers, Colleges, VICARP, faculty researchers	45	30	5	5	5	4.5		




- Local For a/Conferences								
PI 6: Number of research projects conducted and completed on schedule	OVPREI, Research Centers, Colleges, VICARP, faculty researchers	15	conducted - 148 completed - 6	5	5	5	5	Research projects are scheduled to complete towards the end of the year
PI 7: Number of research proposals submitted/endorsed for external funding	OVPREI, Research Centers, Colleges, VICARP, faculty researchers	8	10	5	5	5	5	City City agriculturist, Baybay, DOST-PCAARRD, DA-RFO VIII, IIRR, PPSA, FFP, NUS, USM, WRI
PI 8: Number of research proposals reviewed for internal funding		17	9	5	5	5	4.5	
PI 9: Number of research proposals approved for internal funding	OVPREI, Research Director, Commodity Team	4	9	5	5	5	5	
PI 10: Amount of research money generated from external funding	OVPREI, Research Centers, Colleges, VICARP, faculty researchers	15M (whole year)	67,137,257M	5	5	5	5	Budget until the project ends
PI 11: Amount of research money generated from institutional funding	OVPREI, Research Centers, Colleges, VICARP, faculty researchers	20M (whole year)	1,900,000M (ISR) 24,205,000 (GAA)	5	5	5	5	
PI 12: Number of research-related awards/recognitions (faculty, staff and students)	OVPREI, Research Centers, Colleges, VICARP, faculty researchers	6	7	5	5	5	5	
Additional Output:								
Number of research proposals approved for external funding	OVPREI, ViCARP	4	4	5	5	5	5	7 project project proposals for endorsment

Number of research collaboration/partnerships with LGU, agencies, industry, private individuals, and local entrepreneurs established/maintained	OVPREI, Research Centers, Colleges, VICARP, faculty researchers	12 (whole year)	19	5	5	5	5	
Number of publication approved for VSU publication incentives	OVPREI, ViCARP and the University Publication Incentives Committee	10						to be implemented in the 3rd/4th Quarter this year
Innovation Services:								
Number of research proposals aligned to innovative/emerging technologies	OVPREI-Innovation	3	4	5	5	5	5	
Percentage of research outputs identified by in-house evaluators for IP protection are filed within the year (i.e patents, utility model, copyright, trademark)	OVPREI-Innovation	At least 50% of research outputs for protection	5	5	5	5	5	
Number of VSU Technologies registered for IP Protection	OVPREI-Innovation	-	2	5	5	5	5	
Number of technologies filed for IP protection monitored and facilitated (on-going prosecutions)	OVPREI-Innovation	100% monitoring	16	5	5	5	5	
Number of technology disclosures	OVPREI-Innovation	At least 50% (4/7)	6	5	5	5	5	
Number of patent search conducted	OVPREI-Innovation	At least 50% (4/7)	8	5	5	5	5	
Number of researchers assisted in drafting patent claims	OVPREI-Innovation	At least 50% (4/7)	4	5	5	5	4.5	
Number of IP-related trainings/ seminars organized , facilitated and conducted; and other seminars organized by ODI	OVPREI-Innovation	15 (ITSO 2.0 targets)	2	5	5	5	4.5	

Number of faculty/ researchers/ staff attended IP related trainings and seminars (local/national/ international)	OVPREI-Innovation	As per invitation	7	5	5	5	5	
Additional Outputs:								
Number of technologies endorsed to DOST Region for Issuance of Fairness Opinion Report by the Fairness Opinion Board	OVPREI-Innovation	-	3	5	5	5	5	
UMFO 4. Extension Services								
PI 1. Number of active partnership with LGUs, industries, NGOs, NGAs SMEs and other stakeholders as a result of extension activities. - Monitors and consolidates MOAs and MOUs of all VSU partnership and linkages as a result of extension.	OVPREI, Research Centers, Department	20	16	5	5	5	4.5	
PI 2. Number of trainees weighted by the length of training:								
- Number of trainees weighted by the length of training conducted and coordinated by OVPREI Extension Office funded by GAA	OVPREI	100	100	5	5	5	5	
- Number of trainees weighted by the length of training facilitates, monitors and consolidates on time from different VSU units and centers funded by GAA	Research Centers, Colleges, Departments and Extension projects	25,000	41,110	5	5	5	5	
PI 3. Number of Extension Programs organized and supported consistent with VSU mandated and priority programs								
- Monitors and consolidates extension programs and projects funded by GAA consistent with VSU mandated and priority programs	Research centers, Departments	35	57	5	5	5	5	

PI 4. Number of clients assisted in Agri-Fair, walk in clients, training request. Assists/documents/facilitates in the conduct of trainings, In-House Review, and other related activities	OVPREI	15	10	5	5	5	4.5	
PI 5. Percentage of beneficiaries who rate the training course/s and advisory services satisfactory or higher in terms of quality and relevance	OVPREI	95%	99%	5	5	5	5	
PI 6. Number of product/technology demonstration facilitates, monitors and consolidated from VSU Research Centers	Research Centers and Extension projects	10	10	5	5	5	5	
PI 7. Percentage of accomplishment report consolidated on time during the annual In House Review for Extension Project and Service	OVPREI, Research Centers, Departments, Extension Projects	95%	-					In-house review is scheduled on August 2022
PI 8. Number of IEC Materials produce	OVPREI	5	8	5	5	5	5	
PI 9: Number of extension Physical Report of Accomplishment consolidated and submitted to OVRGAS and Error Free	OVPREI	4	2	5	5	5	4.5	
PI 10: Number of monitored workloads of faculty and staff involved in Extension activities	OVPREI	230	250	5	5	5	5	
PI 11: Number of meetings conducted for extension faculty and staff via online settings	OVPREI	2	5	5	5	5	5	
P12: Number of new extension proposals received and evaluated	OVPREI	5	20	5	5	5	5	
P13: Number of new extension proposals approved	OVPREI	5	17	5	5	5	5	
UMFO 5: Support to Operations								
A. Research Faculty Development Services								
PI 1: Number of faculty pursuing advanced research degree programs (PhD) facilitated, monitored and assisted	OVPREI, Research Centers	2 (whole year)	2	5	5	5	5	

PI 2: Number of webinars/seminars/trainings attended	OVPREI, Research Centers	As per invitation	10	5	5	5	5	
B. Evaluation Services								
PI 1: Number of In house reviews/ seminars/ training/ convention/ workshops coordinated/ conducted/ attended	OVPREI, Research Centers, Colleges, VICARP	8 (whole year)	5	5	5	5	4.5	
PI 2: Number of research projects monitored/ facilitated for review (during the Annual In-House Review)	OVPREI, Research Centers, Colleges	80	—					In-house review is scheduled on August 2022
PI 3: Number of RDE programs/ projects monitored	OVPREI, ViCARP	100	206	5	5	5	5	
Additional Outputs								
A1: Number of research output publication produced/ related technical publication/ manual produced and distributed	OVPREI	5						
A2: Number of clientle served or registered during Farmer's and Fisherfolks Day	OVPREI		525	5	5	5	5	
A3: Number of consolidated, validated and complied data or records	OVPREI	8 (whole year)	8	5	5	5	5	
A4: Number of Physical Reports submitted	OVPREI	4	2	5	5	5	4.5	
N1: Number of beneficiaries/served	OVPREI, VICARP	1	3	5	5	5	5	
UMFO 6: General Administration & Support Services								
PI 1. Percent documents acted upon, approved/signed	OVPREI Admin	100%	100%	5	5	5	5	
P1 2. Number of university committess/staff meetings conducted	OVPREI		10	5	5	5	5	

P1.3 Efficient and customer friendly frontline service	OVPREI Admin	Zero percent complaint from clients served	Zero percent complaint from clients served	5	5	5	5	
New Initiatives/Best Practices:								
Policy Incentives VSU Intellectual Property Policy approved by BOR per Res. No. 25 s. 2022 on June 3, 2022	OVPREI, University IPR Committee							
Total Over-all Rating	244.5							
Average Rating	4.89							
Adjective Rating	0							
Received by:	Calibrated by:	Approved by:						
 TONI MARC DARGANTES	 DANIEL LESLIE S. TAN	 EDGARDO E. TULIN						
Planning Office	PMT Chair	President						
Date: 8/5/2022	Date: 8/8/22	Date:						