




**VISAYAS**  
STATE UNIVERSITY



**DEPARTMENT OF COMPUTER  
SCIENCE AND TECHNOLOGY**

CT Bldg, VSU  
Visca Baybay City, Leyte 6521-A  
Email Address: [dcst@vsu.edu.ph](mailto:dcst@vsu.edu.ph)  
Website: [www.vsu.edu.ph](http://www.vsu.edu.ph)

2389

**OFFICE PERFORMANCE COMMITMENT & REVIEW (OPCR)**

I, **MAGDALENE C. UNAJOAN**, Head of the Department of Computer Science and Technology, College of Engineering & Technology, commits to deliver and agree to be rated on the attainment of the following targets in accordance with the indicated measures for the period January - December 2021.

**MAGDALENE C. UNAJOAN**

Department Head

Date: December 31, 2021

**JANNET C. BENCURE**

College Dean

Date: December 31, 2021

**INFORMATION ON PERSONNEL FULL-TIME TEACHING EQUIVALENT (FTE):**

Personnel	Total FTE (1x2)			RDE Commitments***		
	Number (1)	Min. FTE (2)		Research	Publication	Extension
Department Head	1	3	3.0	0.0	0	0
Faculty w/ Univ. Designated Position	1	3	3.0	1.0	0	0
Regular Faculty (VSL)*	0	12	0.0	2.0	1	1
Regular Faculty (TLS)*	7	15	105.0	0.0	0	0
Part time Faculty	5	0	0.0	0.0	0	0
Admin Staff Members	4	0				
<b>TOTAL:</b>				<b>3.0</b>	<b>1</b>	<b>1</b>

Rating Equivalents:  
5 - Outstanding  
4 - Very Satisfactory  
3 - Satisfactory  
2 - Fair  
1 - Poor

Note:

\* On vacation-sick-leave status. Ratio of Instruction and RDE commitments should be determined based on FTE of 18 units

\*\* On Teacher's Leave status. Minimum FTE required is 18 units

\*\*\* Professors and Associate Professors are required to commit RDE outputs (Please Performance Indicators under Research (UMFO 3) and extension (UMFO 4))



**RECEIVED**  
24 MAR 2022

MFO No.	Success/Performance Indicator (PI)	Units/Persons Responsible	Department Target	Actual		Rating				Remark (Details of the targetted output indicators with **)	% weight
				% Accomplishment as of Dec. 31, 2021	Details of Accomplishments	Quality	Efficiency	Timeliness	Average		
MFO 1	ADVANCED EDUCATION SERVICES (20%)										
	OVPA MFO 1. Graduate Degree Program Management Services										Not yet applicable
	1 research work applied in any of the following:	Faculty									4.0%
	a. pursuing advanced research degree program (Ph.D) *										
	b. (investigative research, basic and applied scientific										
	c. producing technologies for commercialization or										
	d. whose research resulted in an extension program										
	OVPA MFO 2. Graduate Student Management Services										Not yet applicable
	PI 1: Percentage of graduate students enrolled in research degree programs *	Faculty									2.0%
	PI 2: Percentage of accredited graduate programs *	Faculty									2.0%
	PI 3: Number of graduate degree specializations offered and monitored *	Faculty									2.0%
	PI 4: Total FTE coordinated, implemented & monitored*	Faculty									2.0%
	PI 5: Percentage increase in number of graduate students	Faculty									2.0%
	PI 6: Percentage increase in number of students who graduated	Faculty									2.0%
	PI 7: Number of graduate students awarded with honors/distinction *	Faculty									2.0%
	PI 8: Number of graduate students advised *	Faculty									2.0%
	PI 9: Number of instructional materials developed *	Faculty									
	On-line ready courseware										
	Flexible instructional materials										
	Assessment tools										
	PI 10: Number of virtual classrooms created and operationalized										
MFO 2	HIGHER EDUCATION SERVICES (50%)										
	PI 1. Percentage of first time licensure exam takers that pass the	Faculty									7.5%
	PI 2. Percentage of graduates (2 years prior) that are employed *	Dept. Head & Faculty	85%	97%	82%	5	5	4	4.7	Total number of Graduates from 2019 and 2020: 34 Total number of Graduates that are employed: 28	2.5%



[illegible]

MFO No.	Success/Performance Indicator (PI)		Units/Persons Responsible	Department Target	Actual		Rating				Remark (Details of the targetted output indicators with **)	% weight
					% Accomplishment as of Dec. 31, 2021	Details of Accomplishments	Quality	Efficiency	Timeliness	Average		
	On-line ready courseware		Dept. Head & Faculty	10	530%	53	5	5	5	5.0	MCUnajan(CS192, CSci128), JBRola(CS 198, CS 144, CSci 126), JFVOraño(CSci 102, CSci 23, CS 148), MAJBRegis(CSci 14, CSci 104, CSci 121, CS 124), EMSebios(ESci 126n, ESci 126a, CS 134, CSci 122), MVLim(CSci 145, ITec 11, CSci 21), JJABarrera(CSci 120, CSci 151, CSci 142), EVDMangaoang(CSci 108, CS 199, Math 131s), WMTabada(CSci 16, CSci 136),	
	Flexible instructional materials		Faculty	10	1530%	153	5	5	5	5.0		
	Assessment tools		Faculty	10	410%	41	5	5	5	5.0		
	PI 10: Number of virtual classrooms created and operationalized		Faculty	10	280%	28	5	5	5	5.0		
	PI 11: Additional Outputs		Dept. Head & Faculty									
		Number of Moodle courses created	Dept. Head & Faculty	20	140%	28	5	5	5	5.0	including the component colleges	
		Number of students manually enrolled	Dept. Head & Faculty	100	146%	146	5	5	5	5.0	including the component colleges	
		Number of faculty assisted for VSUEE concerns	Dept. Head & Faculty	20	150%	30	5	5	5	5.0	including the faculties from the component colleges	
<b>NFO 3</b>	<b>RESEARCH SERVICES (10%)</b>											
	PI 1. Number of research outputs in the last three (3) years utilized by the industry or by other beneficiaries *		Dept. Head & Faculty	2								2.0%



MFO No.	Success/Performance Indicator (PI)	Units/Persons Responsible	Department Target	Actual		Rating				Remark (Details of the targetted output indicators with **)	% weight
				% Accomplishment as of Dec. 31, 2021	Details of Accomplishments	Quality	Efficiency	Timeliness	Average		
	<b>PI 2.</b> Number of research outputs completed within the year *	Faculty	1								2.0%
	<b>PI 3.</b> Percentage of research outputs published in internationally-referred or CHED recognized journal within the year (2%) *	Dept. Head & Faculty									
	<i>In refereed int'l journals</i>		1								1.5%
	<i>In refereed nat'l/regional journals</i>										0.5%
	<b>PI 4.</b> Number of research outputs presented in regional/national/int'l fora/conferences *	Dept. Head & Faculty									
	<i>In int'l fora/conferences</i>		1								1.5%
	<i>In nat'l/regional fora/conferences</i>										0.5%
	<b>PI 5.</b> Percent of research proposals approved *	Dept. Head & Faculty	100%	100%	100%	5	5	5	5.0	2 out of 2 Rainfall, Cacao	0.5%
	<b>PI 6.</b> Additional outputs*	Dept. Head & Faculty									
	No. of research-related awards (research conducted by faculty or student w/ faculty)										1.5%
<b>MFO 4</b>	<b>EXTENSION SERVICES (10%)</b>										
	<b>PI 1.</b> Number of active partnerships with LGUs, industries, NGOs, NGAs, SMEs, and other stakeholders as a result of extension activities *	Dept Head & Faculty			1	5	5	5	5.0	Stekom University	2.0%
	<b>PI 2.</b> Number of trainees weighted by the length of training *	Dept Head & Faculty	150								2.0%
	<b>PI 3.</b> Number of extension programs organized and supported consistent with the SUC's mandated and priority programs *	Dept. Head & Faculty									2.0%
	<b>PI 4.</b> Percentage of beneficiaries who rated the training course/s and advisory services as satisfactory or higher in terms of quality and relevance*	Dept. Head & Faculty	95%								1.0%
	<b>PI 5.</b> Number of technical/expert services *	Dept. Head & Faculty									1.0%
	<i>Research Mentoring</i>		1								
	<i>Peer reviewers/Panelists</i>		1	300%	3	5	5	5	5.0	JBR(2), JJAB(1)	
	<i>Resource Persons</i>		1	300%	3	5	5	5	5.0	JBR(1), MCU(1), JJAB(1)	
	<i>Convenor/Organizer</i>		1	100%	1	5	5	5	5.0	MCU(1)	

[illegible]



MFO No.	Success/Performance Indicator (PI)	Units/Persons Responsible	Department Target	Actual		Rating				Remark (Details of the targetted output indicators with **)	% weight
				% Accomplishment as of Dec. 31, 2021	Details of Accomplishments	Quality	Efficiency	Timeliness	Average		
	OVPAAs MFO 4. Program and Institutional Accreditation Services										
	PI 8. Compliance to all requirements thru the established/adequate implementation, maintenance and improvement of the QMS of the core processes of the College/department under ISO 9001:2015*	Dept. Head & Faculty	100%	100%	100%	5	5	5	5.0	Zero non-conformity (No NC)	2.5%
MFO 6	General Admin. & Support Services (GASS)										
	PI 1. Submission of College/Department PPMP for the following year within deadline as prescribed by BAC*	Dept. Head	1	100%	1	5	5	4	4.7		1.0%
	PI 2. Zero percent complaint from clients served	Dept. Head & all faculty & staff	0%	0%	0	5	5	5	5.0	No complaints received from clients	2.0%
	PI 3. Number of coaching sessions among faculty & staff**	Dept. Head	10	100%	10	5	4	4	4.3	No coaching sessions conducted yet	
	PI 4. Number of planning sessions, tracking and monitoring of targets, etc. conducted to ensure attainment of department targets**	Dept. Head	4	150%	6	5	5	4	4.7	Meeting about AACUP, Hiring, Loading, VSUEE concerns, ISO	
	PI 5. Number of monthly/special faculty & staff meetings conducted**	Dept. Head	12	100%	12	5	5	4	4.7	12 monthly meetings	
	PI 3: Additional Outputs	Dept. Head & all faculty & staff									
	Number of Best practices/new initiatives in academic units' management replicated/benchmarked by other depts/agencies *										2.0%
Total Over-all Rating						165.667					
Average Rating				2.10%		4.873					
Adjectival Rating						Outstanding					

Legends: MCU - Magdalena C. Unajan; JBR - Jude B. Rola; JVO - Jorah Flor V. Oraño; MBR - Michael Jay Anthony B. Regis; EMS - Elizabeth M. Sebios; VSUEE - Visayas State University E-learning Environment; MVL - Maricel V. Lim; JJAB - Jomari Joseph Barrera; EDM - Eugene Val D. Mangasang; WMT - Winston M. Tabada; JAV - John Paul A. Vitualla; DIT - Doctor in Information Technology

Received by:


  
**DILBERTO O. FERRAREN**

Planning Officer

Date:

8 Feb 2022


Calibrated by:

  
**DANIEL LESLIE S. TAN**

Chairman, PMT

Date: 11/1/22

Recommending Approval:

  
**BEATRIZ S. BELONIAS**

Vice Pres. for Acad. Affairs

Date: 2/1/22

Approved:

  
**EDGARDO E. TULIN**

President

Date: 2/1/22

\* To indicate in the remarks column the details of the targetted outputs for easy review and calibration.

\*\* No percentage weight for ranking purposes since these are activities only expected to be performed at the department level