





MFO No.	Success/Performance Indicator (PI)		Units/Persons Responsible	Department Target	Actual		Rating				Remark (Details of the targetted output indicators with **)	% weight
					Accomplishment (As of June 30, 2021)	Details of Accomplishments	Quality	Efficiency	Timeliness	Average		
	b.	actively pursuing in the last three (3) years (investigative research, basic and applied scientific research, policy research social science research)										
	c.	producing technologies for commercialization or livelihood improvement										
	d.	whose research resulted in an extension program										
<b>OVPAA MFO 2. Graduate Student Management Services</b>												
	<b>PI 1:</b> Percentage of graduate students enrolled in research degree programs *											2%
	<b>PI 2:</b> Percentage of accredited graduate programs *											2%
	<b>PI 3:</b> Number of graduate degree specializations offered and monitored *		Dept. Graduate Faculty	1	N/A							2%
	<b>PI 4:</b> Total FTE coordinated, implemented & monitored*		RA Patindol	2.5	2.22		5	5	5	5		2%
	<b>PI 5:</b> Percentage increase in number of graduate students enrolled *											2%
	<b>PI 6:</b> Percentage increase in number of students who graduated within prescribed period *											2%
	<b>PI 7:</b> Number of graduate students awarded with honors/distinction *											2%
	<b>PI 8:</b> Number of graduate students advised *											2%
	<b>PI 9:</b> Number of instructional materials developed *											
	On-line ready courseware											
	Flexible instructional materials											
	Assessment tools											



MFO No.	Success/Performance Indicator (PI)	Units/Persons Responsible	Department Target	Actual		Rating				Remark (Details of the targetted output indicators with **)	% weight
				Accomplishment (As of June 30, 2021)	Details of Accomplishments	Quality	Efficiency	Timeliness	Average		
	PI 10: Number of virtual classrooms created and operationalized										
	PI 11: Additional Outputs										
	Number of PhD dissertation proposals reviewed for appropriateness of the statistical design	Norberto E. Milla	2	2		5	5	5	5	Review the statistical design of PhD dissertation proposals	
<b>MFO 2</b>	<b>HIGHER EDUCATION SERVICES (50%)</b>										
	PI 1. Percentage of first time licensure exam takers that pass the licensure exams *	Dept. Head & Faculty	NA							There is no licensure examination for BSS graduates	7.5%
	PI 2. Percentage of graduates (2 years prior) that are employed *	Dept. Head & Faculty	83	100		5	5	5	5	10 out of 12 graduates are employed	2.5%
	PI 3. Percentage of undergraduate student population enrolled in CHED-identified and RDC-identified priority programs *	Dept. Head & Faculty	100	100		5	5	5	5	BSS curriculum is CHED-identified priority program	2.5%
	PI 4. Percentage of undergraduate programs with accreditations *	Dept. Head & Faculty	1	1		5	5	5	5	AACCUP Level I for BSS program	2.5%
	PI 5: Total FTE, coordinated, implemented and monitored *	All Faculty	160	180.40		5	5	5	5		20%
	PI 8: Number of students advised: *										
	On thesis/ field practice/special problem	Dept. Head & Faculty	7	7.00		5	5	5	5	BSS-4 students	1%
	No. of approved manuscript submitted within prescribed period	Dept. Head & Faculty	7	7.00		5	5	5	5	BSS-4 students	1%
	On consultation	Dept. Head & Faculty	51	46		5	5	5	5	BSS Students	0.5%
	PI 9: Number of student organizations advised/ assisted *										
	Student organizations advised	Dept. Head & Faculty	1	1		5	5	5	5	VSU Statistical Society	1.25%
	Student organizations assisted on student related activities	Dept. Head & Faculty	1	1		5	5	5	5	VSU Statistical Society	1.25%



MFO No.	Success/Performance Indicator (PI)	Units/Persons Responsible	Department Target	Actual		Rating				Remark (Details of the targetted output indicators with **)	% weight
				Accomplishment (As of June 30, 2021)	Details of Accomplishments	Quality	Efficiency	Timeliness	Average		
	<b>PI 10:</b> Number of instructional materials developed *									Title and name of faculty	10%
	On-line ready courseware	All Faculty	10 sets	23 sets		5	5	5	5		
	Flexible instructional materials	All Faculty	10 sets	23 sets		5	5	5	5		
	Assessment tools	All Faculty	10 sets	23 sets		5	5	5	5		
	<b>PI 11:</b> Number of virtual classrooms created and operationalized	All Faculty	10 sets	23 sets		5	5	5	5		
	<b>PI 12:</b> Additional Outputs										
	OBE-Syllabi	All Faculty	10 sets	23 sets		5	5	5	5	Revised and new course syllabi	
<b>MFO 3</b>	<b>RESEARCH SERVICES (10%)</b>										
	<b>PI 1.</b> Number of research outputs in the last three (3) years utilized by the industry or by other beneficiaries *									needs project titles	2%
	<b>PI 2.</b> Number of research outputs completed within the year *									needs project titles	2%
	<b>PI 3.</b> Percentage of research outputs published in internationally-referred or CHED recognized journal within the year (2%) *									needs title of publication, name of journal and where published	
	<i>In refereed int'l journals</i>										1.50%
	<i>In refereed nat'l/regional journals</i>										0.50%
	<b>PI 4.</b> Number of research outputs presented in regional/national/ int'l fora/conferences *									title of paper, what for a/conference, where and when	
	<i>In int'l fora/conferences</i>										1.50%
	<i>In nat'l/regional fora/conferences</i>										0.50%
	<b>PI 5.</b> Percent of research proposals approved *										0.5%
	<b>PI 6.</b> Additional outputs*										
	No. of research-related awards (research conducted by faculty or student w/ faculty)										1.50%







MFO No.	Success/Performance Indicator (PI)	Units/Persons Responsible	Department Target	Actual		Rating				Remark (Details of the targetted output indicators with **)	% weight
				Accomplishment (As of June 30, 2021)	Details of Accomplishments	Quality	Efficiency	Timeliness	Average		
	No. of extension-related awards (extrn. conducted by faculty or student & faculty) *										1.5%
<b>MFO 5</b>	<b>Support to Operations</b>										
	<b>OVPI MFO 1. Faculty Development Services</b>										
	<b>PI 1:</b> Number of faculty pursuing advanced research degree programs (PhD) facilitated, monitored and assisted *	VM Alao	1	N/A	To Start in September 2021					PhD in Statistics	0.625%
	<b>OVPI MFO 2. Faculty Recruitment/Hiring Services</b>										
	<b>PI 2:</b> Number of faculty recruited/hired based on needed competencies and aligned with ISO standards *	DepStat Personnel Committee	2	2	Part-time Faculty	5	5	5	5		0.125%
	<b>OVPI MFO 3. Faculty Evaluation Services</b>										
	<b>PI 3:</b> Number of seminars/trainings/ conventions/workshops coordinated for entire university *										0.25%
	<b>PI 4:</b> Number of seminars/trainings/ conventions/workshops coordinated outside of the university *										0.25%
	<b>PI 5:</b> Percentage of faculty rated by students with at least very satisfactory rating in 50% of the subjects evaluated *	All faculty	at least 80%	100%		5	5	5	5		0.75%
	<b>PI 6:</b> Number of in-house seminars/trainings/ workshops/reviews conducted/attended *	All faculty	1	9		5	5	5	5		0.25%
	<b>PI 7:</b> Additional outputs *										0.25%
	Number of faculty/staff awards/honors received related to operations support										
	Number of seminars/webinars attended	All Faculty	1	6		5	5	5	5		
	<b>OVPI MFO 4. Program and Institutional Accreditation Services</b>										
	<b>PI 8:</b> Compliance to all requirements thru the established/adequate implementation, maintenance and improvement of the QMS of the core processes of the College/department under ISO 9001:2015*	Dept. Head & Faculty	Zero non-conformity (No NC)	Zero non-conformity (No NC)		5	5	5	5		2.50%


10%


5%





MFO No.	Success/Performance Indicator (PI)	Units/Persons Responsible	Department Target	Actual		Rating				Remark (Details of the targetted output indicators with **)	% weight	
				Accomplishment (As of June 30, 2021)	Details of Accomplishments	Quality	Efficiency	Timeliness	Average			
<b>MFO 6</b>	<b>General Admin. &amp; Support Services (GASS)</b>											
	PI 1. Submission of College/Department PPMP for the following year within deadline as prescribed by BAC*	Dept. Head & Staff	1	N/A	Has to be submitted (once a year)							1%
	PI 2. Zero percent complaint from clients served	Dept. Head, all faculty & staff	0%	0%		5	5	5	5			2%
	PI 3. Number of coaching sessions among faculty & staff**	Dept. Head	1	1		5	5	5	5			
	PI 4. Number of planning sessions, tracking and monitoring of targets, etc. conducted to ensure attainment of department targets**	Dept. Head	1	1		5	5	5	5			
	PI 5. Number of monthly/special faculty & staff meetings	Dept. Head	8	6		5	5	5	5			
	PI 3: Additional Outputs											
	Number of Best practices/new initiatives in academic units' management replicated/benchmarked by other depts/agencies *									explain here briefly why consider said department practice can be considered as a best practice		2%
Total Over-all Rating						140.000						
Average Rating						5.00%						
Adjectival Rating						0						

5%

Received by:   
**DANIEL LESLIE S. TAN**  
 Director of Planning and Infrastructure  
 Date: **JUL 26 2021**

Calibrated by:   
**REMBERTO A. PATINDOL**  
 Chairman, PMT  
 Date:

Recommending Approval:   
**BEATRIZ S. BELONIAS**  
 Vice Pres. for Instruction  
 Date: **7/22/21**

Approved:   
**EDGARDO E. TULIN**  
 President  
 Date:

- \* To indicate in the remarks column the details of the targetted outputs for easy review and calibration.
- \*\* No percentage weight for ranking purposes since these are activities only expected to be performed at the department level