

Visayas State Univesity  
**PHILIPPINE ROOT CROP RESEARCH AND TRAINING CENTER**  
 Visca, Baybay City, Leyte


**OFFICE PERFORMANCE COMMITMENT REVIEW FORM (OPCR)**  
 (Accomplishment)

**RECEIVED**  
 009-27  
 30 JAN 2023



I, **EDGARDO E. TULIN**, head of **PhilRootcrops** accomplished the following targets in accordance with the indicated measures for the period July 2022 to December 2022.

  
**EDGARDO E. TULIN**  
 Director

  
**MARIA JULIET C. CENIZA**  
 VP for Res. Ext. & Innovation

Appt/Status	Position Title	Number
Head	Director, Univ. Prof.	1
Regular Faculty wt Vacation / Sick Leave Status	University Professor	3
	Professor V	1
	Professor IV	1
	Professor II	1
	Assoc. Prof V	1
	Asst. Professor IV	1
	Asst. Professor III	1
	Instructor I	5
Regular Administrative Personnel	Senior Agriculturist	1
	Administrative Aide IV	1
	Administrative Aide III	3
	Administrative Aide I	1
Casuals	Administrative Aide III	1
	Administrative Aide I	1
Contractuals	SRAs & Aides (PS)	8
	Laborers (GAA funded)	46
	Clerk	1
	SRAs(JO)	24
	<b>Total</b>	<b>101</b>

**Rating Equivalents:**

- 5 – Outstanding
- 4 – Very Satisfactory
- 3 – Satisfactory
- 2 – Fair
- 1- Poor

*Note: 14 multi-disciplined core personnel however, 2 is on study leave for Ph.D, 6 are holding key administrative positions in the University (University President, VP for Planning and Res. Gen, VP for Administration and Finance, Dean of the Graduate School, Director for Innovation, and Center Assistant Director*

Received by: 

1/10/23 PhilRootcrops



MFO No.	Description of MFO's/PAPs	Success Performance Indicators (PI)	Units/Persons Responsible	Center Target	% of Accomplishment	Details of Accomplishment	Rating				REMARKS (Indicators in percentage should be supported with numerical values in numerators and denominators)
							Quality	Efficiency	Timeliness	Average	
UMFO 1: Advanced Education Services											
MFO 1. Graduate Degree Program Management Services											
	PI 1: Percentage of graduate school faculty in research work applied in any of the following	PI 1: Number of graduate degree specialization									
		PI 2: Total FTE monitored									
		PI 3: Percentage increase in number of graduate									
		PI 4: Percentage increase in number of students who graduated with prescribed period									
		Additional Outputs									
		PI 5:									
MFO 2. Graduate Student Management Services											



		<b>PI 1:</b> Number of graduate students awarded scholarship/assistantship								
		<b>PI 2:</b> Percentage of graduate students awarded with scholarship/assistantship who graduated within prescribed period								
		<b>PI 3:</b> Number of graduate students awarded with honors/distinction								
		<b>PI 4:</b> Number of graduate students advised	3	400%		5	5	5	5	12/3
		<u>Outcome Indicators</u>								
		<b>PI 5:</b> Percentage of graduate school faculty engaged in research work applied in any of the following:								
		<b>PI 5a:</b> Pursuing advanced research degree programs (Ph.D) or	1	200%		5	5	5	5	2/1
		<u>Output Indicators</u>								
		<b>PI 6:</b> Percentage of graduate students enrolled in research degree programs								
		<b>PI 7:</b> Percentage of accredited graduate programs								
		<b>Additional Outputs</b>								
		<b>PI 8:</b>								
<b>UFMO 2: Higher Education Services</b>										
<b>MFO 1. Curriculum Program Management System</b>										



		<b>PI 1:</b> Total FTE monitored		20	444.85%		5	5	5	5	88.97/20
		<b>PI 2:</b> Number of undergraduate curricular program compliant to CMO, approved and offered									
		<b>PI 3:</b> Average percentage passing in licensure exam in mandated programs									
		<b>PI 4:</b> Number of graduates in mandated programs graduated within prescribed period									
		<b>PI 5:</b> Percentage increase in the number of undergraduate students who graduated within prescribed period									
		<b>PI 6:</b> Percentage increase in number of undergraduate students enrolled									
		<b>PI 7:</b> Number of academe/industry linkage established									
		<b>PI 8:</b> Number of students advised		15	246.67%		5	5	5	5	37/15
		<b>PI 9:</b> Number of student organizations advised/ assisted		32	106.25%		5	5	5	5	34/32
		<b>PI 10:</b> Number of instructional materials developed									
		<u>Outcome Indicators</u>									
		<b>PI 11:</b> Percentage of first-time licensure exam takers that pass the licensure exams									
		<b>PI 12:</b> Percentage of graduates (2 years prior) that are employed									
		<u>Output Indicators</u>									



		<u>PI 13:</u> Percentage of undergraduate students enrolled in CHED-identified and RDC-identified priority programs									
		<u>PI 14:</u> Percentage of undergraduate programs with accreditation									
		<b><u>Additional Outputs</u></b>									
		<b><u>PI 15:</u></b>									
<b>UFMO 3: Research Innovation Services</b>											
		<b><u>PI 1:</u></b> Number of published papers in internationally indexed journals		5	60%		5	5	5	5	5/5
		<i>In refereed int'l journals</i>									1
		<i>In refereed nat'l journals</i>									4
		<i>In institutional journals</i>									
		<b><u>PI 2:</u></b> Number of research outputs presented in regional/national/ int'l fora/conferences		27	129.63		5	5	5	5	35/27
		<i>In int'l fora/conferences</i>		7							9
		<i>In nat'l fora/conferences</i>		20							3
		<i>In reg'l fora/conferences</i>									
		<i>In institutional fora/conferences</i>									23
		<b><u>PI 3:</u></b> Number of research projects conducted and/or completed on schedule		4	25%		5	4	4	4.33	2/4



		<b>PI 4:</b> Number of research proposals submitted/endorsed for external funding		5	100%		5	5	5	5	5/5
		<b>PI 5:</b> Percent of research proposals approved		80%	100%		5	5	5	5	80%/80%
		<b>PI 6:</b> Amount of research money generated from external funding (Thousand PHP)		5,000,000.00	260%		5	5	5	5	13,000,000/5,000,000.00
		<b>PI 7:</b> Amount of research money generated from institutional funding (Thousand PHP)									
		<b>PI 8:</b> No. of research-related awards (research conducted by faculty or student w/ faculty)									
		<b>Outcome Indicator</b>									
		<b>PI 9:</b> Number of - research outputs in the last three years utilized by the industry or other beneficiaries		10	110%		5	5	5	5	11/10
		<b>Output Indicators</b>									
		<b>PI 10:</b> Number of research outputs completed within the year									
		<b>PI 11:</b> Percentage of research outputs published in internationally-refereed or CHED recognized journal within the year									
		<b>Additional Outputs:</b>									
		<b>PI 12:</b> Number of research collaboration/partnership with LGUs									
		<b>PI 13:</b> Number of work and financial plan (WFP) submitted and approved									



		<b>PI 14:</b> Number of research output publication produced/ related technical publication/ Manual produced and distributed									
		<b>PI 15:</b> Number of website updated and maintained		1	200%		5	5	5	5	2/1
		<b>PI 16:</b> Number of research proposals reviewed for internal funding									
		<b>PI 17:</b> Number of research proposals approved for internal funding		80%	120%		5	5	5	5	96.77/80%
		<b>PI 18:</b> Number of technologies patented		3	100%		5	5	5	5	3/3
		<b>PI 19:</b> Number of new adopters									
		<b>PI 20:</b> Number of Technologies generated									
		<b>PI 21:</b> Number of VSU Technologies registered for IP Protection		3	66.67%		5	5	4	4.67	2/3
		<b>PI 22:</b> Number of VSU Technologies applied for IP Protection, monitored and facilitated		3	66.67%		5	5	4	4.67	2/3
		<b>PI 23:</b> Number of VSU Technologies and/or creative works filed for IP Protection (i.e. patents, utility model, copyright, trademark)									
		<b>PI 24:</b> Number of VSU Technologies identified for Protection disclosed									
		<b>PI 25:</b> Number of patent search conducted									
		<b>PI 26:</b> Number of researchers assisted in drafting patent specs and claims									



		<b>PI 27:</b> Number of IP awareness trainings/seminars facilitated and conducted									
		<b>PI 28:</b> Number of VSU faculty/ researchers/ staff attended IP related trainings and seminars (national/ international trainings/ conference									
		<b>PI 29:</b> Number of publications qualified for VSU publication incentive award									
<b>UFMO 4: Extension Services</b>											
		<b>PI 1:</b> Number of person-days trained weighted by length of training		500	385.2%		5	5	5	5	1,926/500
		<b>PI 2:</b> Number of trainings conducted		7	800%		5	5	5	5	56/7
		<b>PI 3:</b> Number of IEC materials/technoguides developed/used									
		<b>PI 4:</b> Number of beneficiaries served		85	1,041.18%		5	5	5	5	885/85
		Groups									
		Individuals									
		<b>PI 5:</b> Number of technical/expert services									
		Research Mentoring		10	720%		5	5	5	5	72/10
		Peer reviewers/Panelists		2	300%		5	5	5	5	6/2
		Resource Persons		5	500%		5	5	5	5	15/5
		Convenor/Organizer									
		Consultancy									



		Evaluator									
		<b>PI 6:</b> Number of extension projects conducted and/or completed on schedule		1	500%		5	5	5	5	5/1
		<b>PI 7:</b> Number of extension proposals submitted									
		<b>PI 8:</b> Percent of extension proposals approved									
		<b>PI 9:</b> Amount of extension money generated from external funding (Thousand PHP)		150,000	3,121.82%		5	5	5	5	4,682,727/150,000
		<b>PI 10:</b> Amount of extension money generated from institutional funding (Thousand PHP)		500,000	1000%		5	5	5	5	5,000,000/500,000
		<b>PI 11:</b> No. of extension-related awards (extn. conducted by faculty or student & faculty)									
		<b>Outcome Indicator</b>									
		<b>PI 12:</b> Number of active partnerships with LGUs, industries, NGOs, NGAs, SMEs, and other stakeholders as a result of extension activities		8	250%		5	5	5	5	20/8
		<b>Output Indicators</b>									
		<b>PI 13:</b> Number of trainees weighted by the length of training		500	385.2%		5	5	5	5	1,926/500
		<b>PI 14:</b> Number of extension programs organized and supported consistent with the SUC's mandated and priority programs		1	100%		5	5	5	5	1/1
		<b>PI 15:</b> Percentage of beneficiaries who rate the training course/s as									



		satisfactory or higher in terms of quality and relevance									
		Additional Outputs:									
		PI 16: Number of Lakbay aral/ continuing education programs and tours facilitated									
		PI 17: Number of extension delivery services conducted/ coordinated/ participated: field demo, agri fair, field days, agri-exhibit, Techno-forum, Techno-festival									
		PI 18: Number of clients assisted in agri-fair, walk in clients, training requests, in-house reviews, trainings and related activities	1	250,000%		5	5	5	5	2500/1	
		PI 19: Number of product/ technology demonstration conducted									
		PI 20: Number of clientele served/ registered during Farmers' and Fisherfolks' Day									
		PI 21: Number of RDEnews and feature articles published									
UFMO 5: Support to Operations(STO)											
MFO 1. Faculty Development Services											
		PI 1: Number of faculty pursuing advanced research degree programs (PhD) facilitated, monitored and assisted	3	66.67%	Method of Producing Yuca Puff From Cassava Dried Grates & Method of Producing Extruded Cassava Chippy	5	5	4	4.67	2/3	




<b>MFO 2. Faculty Recruitment/Hiring Services</b>										
		<b>PI 2:</b> Number of faculty recruited/hired aligned with ISO standards								
<b>MFO 3. Faculty Evaluation Services</b>										
		<b>PI 3:</b> Number of seminars/trainings/conventions/workshops coordinated for entire university								
		<b>PI 4:</b> Number of seminars/trainings/conventions/workshops coordinated outside of the university		4	250%		5	5	5	5
		<b>PI 5:</b> Percentage of faculty rated by students with at least very satisfactory rating in 50% of the subjects evaluated		80%	125%		5	5	5	5
		<b>PI 6:</b> Number of in-house seminars/trainings/workshops/reviews conducted/attended		9	344.44%		5	5	5	5
		<b>PI 7:</b> Number of faculty/staff awards/honors received related to operations support								
<b>MFO 4. Program and Institutional Accreditation Services</b>										
		<b>PI 1:</b> Number of degree programs which passed accreditation/evaluation at least Level 1								
		<b>PI 2:</b> QMS on faculty recruitment, development & performance evaluation aligned with ISO standards								
		<b>PI 3:</b> Degree program compliant with CHED								




		<b>PI 4:</b> Number of activities organized/attended/assisted/participated/facilitated								
		<b>Additional Outputs:</b>								
		<b>PI 5:</b>								
<b>UFMO 6: General Administration and Support Services</b>										
		<b>PI 1:</b> Zero percent complaint from clients served		Zero percent	Zero percent		5	5	5	5
		<b>Additional Outputs</b>								
		<b>PI 2:</b>								
<b>Total Over-all Rating</b>										
<b>Average Rating</b>						<b>Comments and Recommendations for Development purposes:</b>				
<b>Approved Additional Points (w/copy of Approval)</b>										
<b>FINAL RATING</b>					4.95					
<b>ADJECTIVAL RATING</b>					Outstanding					

Received by:

  
**TONI MARC L. DARGANTES**  
 Planning Office


Date: DEC 27 2022

Calibrated by:

  
**DANIEL LESLIE S. TAN**  
 Chairman, PMT

Date: JAN 06 2023

Approved by:

  
**EDGARDO E. TULIN**  
 President

Date: 1/6/2023

1 – Quality/effectiveness    2 – Efficiency    3 – Timeliness    4 – Average