



Office of the Vice President for Planning, Resource Generation, & External Affairs


DILBERTO O. FERRAREN
Head of Unit


EDGARDO E. TULIN
President

Rating Equivalents:

- 5 - Outstanding
- 4 - Very Satisfactory
- 3 - Satisfactory
- 2 - Fair

[illegible]

| | | | | | | | | | |
|--|---|--|------|------|---|---|------|------|--|
| PRGEA MFO 2. Planning, Management, and Monitoring Services | PI 1. Proactive submission of university reports/ plans and documents as prescribed by DBM, CHED-HEMIS CHECKS, PIPOL-NEDA & VSU Annual Report | | | | | | | | |
| | * DBM Quarterly Report of Operation (BAR) and Physical Plan 2019 (BED) | BP Bibera | 2 | 3 | 5 | 5 | 5 | 5.00 | |
| | * CHED-HEMIS CHECKS data update | DF Andres | 5 | 18 | 5 | 5 | 5 | 5.00 | |
| | * PIPOL-NEDA | J. Villas/AM Dargantes | 3 | 10 | 5 | 5 | 5 | 5.00 | |
| | * VSU Annual Report | VP, PRGEA Staff | 1 | 1 | 5 | 4 | 5 | 4.67 | |
| | | | | | | | | | |
| | PI 2. Efficient Planning and Monitoring Services | | | | | | | | |
| | * Strategic Planning (Review & Monitoring) | VPs, PRGEA staff, Dean, Heads, stakeholders, ODAHRD & OP | 1 | 2 | 5 | 5 | 4 | 4.67 | |
| | * Work and Financial Planning | | 1 | 1 | 5 | 5 | 4 | 4.67 | |
| | * Organizational Structure Planning | | 1 | 2 | 5 | 5 | 4 | 4.67 | |
| | | | | | | | | | |
| | PI 3. Performance Management Team (PMT) Secretariat Services | | | | | | | | |
| | * OPCR Evaluation and Monitoring | PRGEA Staff | 20 | 188 | 4 | 5 | 5 | 4.67 | |
| | * No. of OPCR's facilitated | PRGEA Staff | 20 | 188 | 5 | 4 | 5 | 4.67 | |
| | * Efficient dissemination of OPCR Rating Results | VP, PRGEA Staff | 1 | 1 | 5 | 4 | 4 | 4.33 | |
| | PI 4. Collaborative and regular monitoring of the transparency seal | BP Bibera | 100% | 100% | 5 | 4 | 5 | 4.67 | |
| | P1.5. Promptly provide data needed for vsu budget proposal | VP, PRGEA Staff, Budget | 100% | 100% | 5 | 4 | 4 | 4.33 | |
| P1.6. Percentage of unit planning of PAPs based on Work & Financial Plan | Dept. Heads/Units/Deans/Centers | 100% | 100% | 5 | 5 | 5 | 5.00 | | |
| | Average Rating | | | | | | | 4.72 | |


| | | | | | | | | | |
|--|---|---|-----|-------|---|---|---|------|--|
| PRGEA MFO 3. Resource Generation Management Services | PI 1. IGP and STF Services | | | | | | | | |
| | * Monthly reports from IGP Office | VP, IGP Director & PRGEA Staff | 75 | 205 | 5 | 5 | 5 | 5.00 | |
| | * Annual Review of STF and RF projects | VP, BOM, IGP & PRGEA staff | 1 | 1 | 5 | 5 | 5 | 5.00 | |
| | * Regular Physical evaluation and monitoring of IGP Projects | VP, IGP Director | 3 | 6 | 5 | 4 | 5 | 4.67 | |
| | P2. Review and updating of IGP and Housing guidelines and policies | VP, BOM Housing Commission, IGP Director, BOM | 2 | 3 | 4 | 4 | 4 | 4.00 | |
| | PI.3. Institutionalized data management and analysis of IGP Projects | VP, IGP Director/PRGEA Staff | 1 | 1 | 5 | 5 | 4 | 4.67 | |
| | P1.4. Percentage of RF/STF managers and concessionaires complying with requirements and policies set by the Board of Management | VP, IGP Director/PRGEA Staff | 60% | 75% | 5 | 5 | 4 | 4.67 | |
| | P1.5 Income generated from STF projects in support to instruction, research, and extension | VP, PRGEA staff, IGP Director, Budget Office | 3M | 7.01M | 5 | 5 | 5 | 5.00 | |
| | P1.6. Income generated from RF projects in support to univeristy projects | VP, IGP Director/PRGEA Staff | 3M | 6.49M | 5 | 5 | 5 | 5.00 | |
| | Average Rating | | | | | | | 4.75 | |

| | | | | | | | | | |
|--|--|---|---|---|---|---|---|-------------|--------------------|
| PRGEA MFO 4. Innovations & Best Practices Management Services | | | | | | | | | |
| | P1. 1. Update of IGP Manual | VP, IGP Director, PRGEA staff | 1 | 1 | 4 | 4 | 4 | 4.00 | |
| | P1.2. No. of proposals for IGP, housing and related activities improvement | VP/IGP Director/PRGEA staff | 2 | 2 | 4 | 4 | 4 | 4.00 | |
| | P1.3 Operation manual for strat planning, work and financial planning | VPs, PRGEA staff, Dean, Heads, stakeholders, ODAHRD & OP | 1 | 1 | 4 | 4 | 4 | 4.00 | |
| | PI 3. Systematized management of VSU's food and lodging services | VP, IGP Director, PRGEA staff | 1 | 1 | 4 | 4 | 4 | 4.00 | |
| | <i>Average Rating</i> | | | | | | | 4.00 | |
| <i>Total Over-all Rating</i> | | | | | | | | | 18.42 |
| <i>Average Rating</i> | | | | | | | | | 4.60 |
| <i>Adjectival Rating</i> | | | | | | | | | Outstanding |

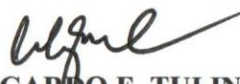
Received by:

Planning Office

Calibrated by:


REMBERTO A. PATINDOL
 Chairman, PMT

Approved by:


EDGARDO E. TULIN
 President