



ICT Building, Visayas State University  
Visca, Baybay City, Leyte, PHILIPPINES  
Telefax: 053 563 7068 local 1022  
Email: [winston.tabada@vsu.edu.ph](mailto:winston.tabada@vsu.edu.ph)  
Website: [www.vsu.edu.ph](http://www.vsu.edu.ph)



I, WINSTON M. TABADA, Head of the Department of Computer Science and Technology, commits to deliver and agree to be rated on the attainment of the following targets in accordance with the indicated measures for the period January - December 2020.

Date: 04 January 2021

College Dean

Date: 26 January 2021

Personnel	No	(1) Min.	FTE (2)	Research	Publication	Extension
Department Head	1	4.00	4.0	0.0	0	1
Faculty w/ Univ. Designated Position	-	0.00	0.0	0.0	0	0
Regular Faculty (VSL)^	1	12.00	12.0	2.0	1	1
Regular Faculty (ILS)^	8	18.00	144.0	0.0	0	0
Part time Faculty	2	0.00	0.0	0.0	0	0
Admin Staff Members	5	0.00				
<b>O</b>	<b>11</b>		<b>160</b>	<b>2.0</b>	<b>1</b>	<b>2</b>

**Rating Equivalents:**  
5 - Outstanding  
4 - Very Satisfactory  
3 - Satisfactory  
2 - Fair  
1 - Poor

\*\*\* Professors and Associate Professors are required to commit RDE outputs (Please Performance Indicators under Research (**UMFO 3** ) and extend:

MFO No.	Success/Performance Indicator (PI)		Units/Pers ons Responsib le	Departm ent Target	Actual		Rating				Remark (Details of the targetted output indicators with **)	% weight
					% Accomplishme nt	Details of Accomplishmen ts	Quality	Efficiency	Timeliness	Average		
MFO 1	ADVANCED EDUCATION SERVICES (20%)											

[illegible]



MFO No.	Success/Performance Indicator (PI)		Units/Pers ons Responsib le	Departm ent Target	Actual		Rating				Remark (Details of the targetted output indicators with **)	% weight
					% Accomplishment	Details of Accomplishments	Quality	Efficiency	Timeliness	Average		
	<b>PI 7:</b> Number of graduate students awarded with honors/distinction *		Dept. Head & Faculty									2%
	<b>PI 8:</b> Number of graduate students advised *		Dept. Head & Faculty									2%
	<b>PI 9:</b> Number of instructional materials developed *		Dept. Head & Faculty									
	On-line ready courseware											
	Flexible instructional materials											
	Assessment tools											
	<b>PI 10:</b> Number of virtual classrooms created and operationalized											
<b>MFO 2</b>	<b>HIGHER EDUCATION SERVICES (50%)</b>											
	<b>PI 1.</b> Percentage of first time licensure exam takers that pass the licensure exams *		Dept. Head & Faculty									8%
	<b>PI 2.</b> Percentage of graduates (2 years prior) that are employed *		Dept. Head & Faculty	80%	95%		5	5	4	5		3%
	<b>PI 3.</b> Percentage of undergraduate student population enrolled in CHED-identified and RDC-identified priority programs *		Dept. Head & Faculty	100%								3%
	<b>PI 4.</b> Percentage of undergraduate programs with accreditations *		Dept. Head & Faculty	100%	100%		5	5	5	5	Granted COPC by CHED and AACUP Level 3 Phase 2 accredited	3%
	<b>PI 5:</b> Total FTE, coordinated, implemented and monitored *		Dept. Head & Faculty	160	205%	328.20	5	5	5	5	This is for 2nd Sem. School Year: 2020-2021	20%

MFO No.	Success/Performance Indicator (PI)		Units/Pers ons Responsib le	Departm ent Target	Actual		Rating				Remark (Details of the targetted output indicators with **)	% weight
					% Accomplishment	Details of Accomplishments	Quality	Efficiency	Timeliness	Average		
	<b>PI 8:</b> Number of students advised: *		Dept. Head & Faculty									
	<i>On thesis/ field practice/special problem</i>			20	125%	25	4	5	5	4.7		1%
	<i>No. of approved manuscript submitted within prescribed period</i>			10	230%	23	4	5	5	4.7		1%
	<i>On consultation</i>			10	250%	25	5	5	5	5		1%
	<b>PI 9:</b> Number of student organizations advised/ assisted *		Dept. Head & Faculty									
	<i>Student organizations advised</i>			1	100%	1	5	5	5	5.0		
	<i>Student organizations assisted on student related activities</i>			1								
	<b>PI 10:</b> Number of instructional materials developed *		Dept. Head & Faculty									10%
	<i>On-line ready courseware</i>		Dept. Head & Faculty	24	104%	25	5	5	5	5		



MFO No.	Success/Performance Indicator (PI)		Units/Persons Responsible	Department Target	Actual		Rating				Remark (Details of the targetted output indicators with **)	% weight
					% Accomplishment	Details of Accomplishments	Quality	Efficiency	Timeliness	Average		
	Flexible instructional materials		Dept. Head & Faculty	24	104%	25	5	5	5	5	EVCM-CSci 15n, MJABR-CSci 13, MCU, JVO & EVCM- CSci 11, WMT & JVO- CSci 150, MJABR-CS 123, WMT- CSci 17, MVL- CSci 22, JJB- CSci 103, JJB- CSci 21, WMT-CSci 135, MCU & EMS-CSci 153, JVO- CSci 107, JVO- CSci 14, JBR- CSci 152, WMT- CSci 12, JBR-CS 198, MCU- CS 143, EVCM- CS 145, MVL- CSci 21, EMS- ESci 126, EMS-CS 134n, MJABR- CS 134, JE, EVCM, JBRJBR, MP & JPV- ITEC 11, JE,MP & JPV- Empowerment Technologies (for HS)	

MFO No.	Success/Performance Indicator (PI)		Units/Persons Responsible	Department Target	Actual		Rating				Remark (Details of the targetted output indicators with **)	% weight
					% Accomplishment	Details of Accomplishments	Quality	Efficiency	Timeliness	Average		
	Assessment tools		Dept. Head & Faculty	24	104%	25	5	5	5	5	EVCM-CSci 15n, MJABR-CSci 13, MCU, JVO & EVCM- CSci 11, WMT & JVO- CSci 150, MJABR-CS 123, WMT- CSci 17, MVL- CSci 22, JJB- CSci 103, JJB- CSci 21, WMT-CSci 135, MCU & EMS-CSci 153, JVO- CSci 107, JVO- CSci 14, JBR- CSci 152, WMT- CSci 12, JBR-CS 198, MCU- CS 143, EVCM- CS 145, MVL- CSci 21, EMS- ESci 126, EMS-CS 134n, MJABR- CS 134, JE, EVCM, JBRJBR, MP & JPV- ITEC 11, JE,MP & JPV- Empowerment Technologies	
	PI 10: Number of virtual classrooms created and operationalized		Dept. Head & Faculty	24	104%	25	5	5	5	5		
	PI 11: Additional Outputs		Dept. Head & Faculty									
	Number of MOODLE courses created and number of students manually registered (bulk enrolled)		WCMTaba da & MCUnajan			550 /10000	5	5	5	5	Include external campuses and integrated high school	

[illegible]



MFO No.	Success/Performance Indicator (PI)		Units/Persons Responsible	Department Target	Actual		Rating				Remark (Details of the targetted output indicators with **)	% weight
					% Accomplishment	Details of Accomplishments	Quality	Efficiency	Timeliness	Average		
	<u>PI 5.</u> Percent of research proposals approved *		Dept. Head & Faculty	2	150%	3	4	5	5	4.7	WMT - Development and Evaluation of a Web-based RDE Information Management System" (VSU funded) JAB - Automated Abaca Fiber Grade Classification Using Convolution Neural Network (CNN) JBR, MCU, JVO, JAB, EMS & MVL - Mobile Based Cacao P. palmivora Disease Recognizer	1%
	<u>PI 6.</u> Additional outputs*		Dept. Head & Faculty									
	<u>A 34.</u> Number of UM's submitted to ITSO, VSU		WMT, MAJBR	1	200%	2	5	5	5	5.0	WMT - Patent Application: Automated Detection and Counting of Clamshell	2%
<b>MFO 4</b>	<b>EXTENSION SERVICES (10%)</b>											
	<u>PI 1.</u> Number of active partnerships with LGUs, industries, NGOs, NGAs, SMEs, and other stakeholders as a result of extension		Dept. Head & Faculty	1	100%	1	4	5	5	4.7	Drafting of the Operation Procedure for the Baybay City Online Trading	2%



[illegible]

[illegible]






MFO No.	Success/Performance Indicator (PI)		Units/Pers ons Responsib le	Departm ent Target	Actual		Rating				Remark (Details of the targetted output indicators with **)	% weight
					% Accom- plishme nt	Details of Accom- plishmen ts	Quality	Efficiency	Timeliness	Average		
	<b>PI 3:</b> Additional Outputs		Dept. Head & all faculty & staff									
	Number of Best practices/new initiatives in academic units' management replicated/benchmarked by other depts/agencies *											2%
Total Over-all Rating							142.00					
Average Rating					20.23%		4.897					
Adjectival Rating							Outstanding					


Received by:


Calibrated by:

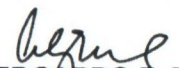
Recommending Approval:

Approved:

  
**DANIEL LESLIE S. TAN**  
 Director for Planning  
 Date: FEB 23 2021

  
**REMBERTO A. PATINDOL**  
 Chairman, PMT  
 Date: \_\_\_\_\_

  
**BEATRIZ S. BELONIAS**  
 Vice Pres. for Acad. Affairs  
 Date: 1/27/21

  
**EDGARDO E. TULIN**  
 President  
 Date: \_\_\_\_\_

\* To indicate in the remarks column the details of the targetted outputs for easy review and calibration.

\*\* No percentage weight for ranking purposes since these are activities only expected to be performed at the department level