

OFFICE PERFORMANCE COMMITMENT & REVIEW (OPCR)

I, **MARISEL A. LEORNA**, OIC-Director of the _NATIONAL COCONUT RESEARCH CENTER-Visayas_ commit to deliver and agree to be rated on the attainment of the following targets in accordance with the indicated measures for the period JANUARY TO JUNE 2021

MARISEL A. LEORNA
Center Director
Date:

ROSA OPHELIA D. VELARDE
Director for Research
Date:

Date:

"Exhibit B"



MFO No.	Description of MFO's/PAPs	Success/ Performance Indicators (PI)	Units / Persons Responsible	Center Target	% of Accomplishment	Details of Accomplishment	Rating				REMARKS (Indicators in percentage should be supported with numerical values in numerators and denominators)
							Quality	Efficiency	Timeliness	Average	
OVPI MFO 2. Graduate Student Management Services											
	PI 8: Number of graduate students advised *	A2. Number of students advised	Acts as academic adviser to graduate students		100.00%	1	5	5	4	4.67	
OVPI UMFO 3. Higher Education Management Services											
	PI 5: Total FTE, coordinated, implemented and monitored *	A9. Actual Faculty's FTE	NCRC Core Staff	9	227.78%	20.5	5	5	5	5.00	
		A10. Number of grade sheets submitted within prescribed period	NCRC Core Staff	3	133.33%	4	5	5	5	5.00	
		A 11. Number of INC forms with grade submitted within prescribed period	NCRC Core Staff		100.00%	8	5	5	4	4.67	

		A12 Number of trainings attended related to instruction	NCRC Core Staff		600.00%	6	5	5	5	5.00	
		A13 Number of long examinations administered and checked	NCRC Core Staff	1	100.00%	1	5	5	4	4.67	
		A14 Number of quizzes (assessment / learning tasks administered and checked	NCRC Core Staff	5	100.00%	5	4	5	5	4.67	
	PI 8: Number of students advised: *	A16 Number of students advised:	NCRC Core Staff		200.00%	2	5	5	5	5.00	
		AA17 Number of students advised on thesis/ field practice/special As SRC Member	NCRC Core Staff		100.00%	1	5	5	5	5.00	
		A18 Number of students entertained for consultation purposes	NCRC Core Staff	20	580.00%	116	5	5	5	5.00	
	PI 10: Number of instructional materials developed *	A 21 : Number of on-line course ware developed and submitted :	NCRC Core Staff		200.00%	2	5	5	5	5.00	
		On-line ready courseware	NCRC Core Staff	1	100.00%	1	5	5	4	4.67	
		Supplemental learning resources	NCRC Core Staff	1	100.00%	1	5	5	4	4.67	
		Assessment tools	NCRC Core Staff	1	100.00%	1	5	5	4	4.67	
		A 23 : Number of on-line course ware reviewed by TRP & edited by MMDC editor	NCRC Core Staff	1	100.00%	1	5	5	4	4.67	
		A 24 : Number of virtual classroom created and operational	NCRC Core Staff	1	200.00%	2	5	5	5	5.00	
		A 26. Other outputs implementing the new normal due to covid 19	NCRC Core Staff		100.00%	1	5	5	4	4.67	
UMFO 3 . RESEARCH SERVICES											
	PI 1. Number of research outputs in the last three (3) years utilized by the industry or by other beneficiaries *	A27. Number of research outputs in the last three (3) years utilized by the industry or by other beneficiaries *	NCRC Core Staff / Researchers	1	200.00%	2	5	5	5	5.00	

	PI 2. Number of research outputs completed within the year *	A 28. Number of research outputs completed within the year *	NCRC Core Staff / Researchers	2	200.00%	4	5	5	5	5.00	
	PI 4. Number of research outputs presented in regional/national/ int'l fora/conferences	A 30. Number of research outputs presented in regional/national/ int'l fora/conferences *									
		<i>In institutional fora/conferences</i>	NCRC Core Staff / Researchers	3	166.67%	5	5	5	5	5.00	
	PI 5. Percent of research proposals approved *	A 31. Percentage of of research proposals prepared, submitted and approved		50.00%	500.00%	250%	5	5	5	5.00	
	PI 6. Additional outputs*	A 32. No. of research-related awards (research conducted by faculty or student w/ faculty)		1	100.00%	1	5	5	4	4.67	
		A 34. Number of UMs submitted to ITSO, VSU		1	100.00%	1	5	5	4	4.67	
		A 35. Other outputs implementing the new normal due to covid 19		1	100.00%	1	5	5	4	4.67	
		Number of technologies generated and utilized by industries and farmers or other clients		3	233.33%	7	5	5	5	5.00	
UMFO 4. EXTENSION SERVICES											
	PI 1. Number of active partnerships with LGUs, industries, NGOs, NGAs, SMEs, and other stakeholders as a result of extension activities	A 36. Number of active partnerships with LGUs, industries, NGOs, NGAs, SMEs, and other stakeholders facilitated and maintained	NCRC Core Staff / Researchers	1	200.00%	2	5	5	5	5.00	
	PI 2. Number of trainees weighted by the length of training	A 37. Number of trainees weighted by the length of training	NCRC Core Staff / Researchers	8	212.50%	17	5	5	5	5.00	

	PI 3. Number of extension programs organized and supported consistent with the SUC's mandated and priority programs	A 38. Number of extension programs/projects implemented	NCRC Core Staff / Researchers	3	233.33%	7	5	5	5	5.00	
	PI 4. Percentage of beneficiaries who rated the training course/s and advisory services as satisfactory or higher in terms of quality and relevance	A 39. Percentage of beneficiaries who rated the training course/s and advisory services as satisfactory or higher in terms of quality and relevance	NCRC Core Staff / Researchers	75%	133.33%	100%	5	5	4	4.67	
	PI 5. Number of technical/expert services	A 40. Number of technical/expert services as/in:	NCRC Core Staff / Researchers								
	Research Mentoring	Research Mentor		5	120.00%	6	5	5	4	4.67	
	Resource Persons	Resource Persons	NCRC Core Staff / Researchers	3	233.33%	7	5	5	5	5.00	
	Consultancy	Consultant	NCRC Core Staff / Researchers	1	100.00%	1	5	5	4	4.67	
	PI 8. Percent of extension proposals approved *	A 41. Percent of extension proposals approved *	NCRC Core Staff / Researchers								
	PI 11. Additional outputs *	A 42. No. of extension-related awards (extrn. conducted by faculty or student & faculty) *									
		A 43. Other outputs implementing the new normal due to covid 19	NCRC Core Staff / Researchers	1	200.00%	2	5	4	5	4.67	
		Number of beneficiaries served with technical assistance	NCRC Core Staff / Researchers								
		Groups	NCRC Core Staff / Researchers	2	150.00%	3	5	4	5	4.67	
		Individuals	NCRC Core Staff / Researchers	70	222.86%	156	5	5	5	5.00	

		Number of IEC materials/technologies developed / used	NCRC Core Staff / Researchers	3	200.00%	6	5	5	5	5.00	
		No. of copies of IEC materials distributed	NCRC Core Staff / Researchers	140	174.29%	244	5	5	5	5.00	
UMFO 5. SUPPORT TO OPERATIONS											
OVPI MFO 1. Faculty Development Services											
		Number of faculty pursuing advanced research degree programs facilitated, monitored and assisted	NCRC Core Staff	1	100.00%	1	5	5	4	4.67	
		Number of In-house seminars/training/workshops/reviews conducted/attended	NCRC Core Staff	1	200.00%	2	4	5	5	4.67	
Incomce Generating and Production Services											
	Sustainable Income generation activities to suport University activities	Number of STF/IGP's monitored, supervised and managed	Manages and monitors STF and Income Generating Projects of the Center	3	166.67%	5	5	4	5	4.67	
		Number of technologies commercialized / used by the industry		2	300.00%	6	5	5	5	5.00	
UMFO 6. General Admin. & Support Services											
	PI 2. Zero percent complaint from clients served	A 46. Customer friendly frontline services	NCRC Core Staff, SRA/Aide, Admin Auides, Laborers	Zero complaint	100.00%	Zero complaint	5	5	5	5.00	
	Efficient office management and maintenance	Number of NCRC-V personnel supervised and monitored	Department head	12	333.33%	40	5	5	5	5.00	
		Submission of Center's PPMP for the following year within deadline as prescribed by BAC	Department head / Admin Aides	2	150.00%	3	5	5	5	5.00	
		Number of NCRC-V meetings conducted/ attended	NCRC Core Staff, SRA/Aide, Admin Aides	12	183.33%	22	5	5	5	5.00	

		Number of documents reviewed/evaluated, signed and approved	NCRC Core Staff, SRA/Aide, Admin Aides	75	266.67%	200	5	5	5	5.00	
		Number of University committees/council meetings attended	NCRC Core Staff, SRA/Aide, Admin Aides	5	300.00%	15	5	5	5	5.00	
		Number of reports prepared/reviewed/submitted, data and other information requested by other offices	NCRC Core Staff, SRA/Aide, Admin Aides	5	100.00%	5	5	5	5	5.00	
		Number of visitors/clients/investor briefed and entertained	NCRC Core Staff, SRA/Aide, Admin Aides	15	166.67%	25	5	5	5	5.00	
		Number of documents photocopied/scanned	NCRC Core Staff, SRA/Aide, Admin Aides	115	139.13%	160	5	5	5	5.00	
		Number of office email sent, attachment downloaded/printed	NCRC Core Staff, SRA/Aide, Admin Aides	50	420.00%	210	5	5	5	5.00	
		Number of documents sorted	NCRC Core Staff, SRA/Aide, Admin Aides	100	133.00%	133	5	5	5	5.00	
		Percentage of trips completed for in campus & outcampus trips to conduct/fetch NCRC Personnel to their destinations	NCRC Core Staff, SRA/Aide, Admin Aides	100%	100.00%	100%	5	5	5	5.00	
		Number of documents prepared/processed (i.e. travel, payrolls, appointments, replenishments, PRs, RIS, fuel vouchers, trip tickets, PPMP, etc).	NCRC Core Staff, SRA/Aide, Admin Aides	50	420.00%	210	5	5	5	5.00	
		Number of research / extension reports and budget prepared / encoded and printed	NCRC Core Staff, SRA/Aide, Admin Aides	6	166.67%	10	5	5	5	5.00	
		Number of research proposals encoded & printed	NCRC Core Staff, SRA/Aide, Admin Aides	2	150.00%	3	5	5	5	5.00	
		Number of power point presentation, layout backdrops and welcome tarp prepared	NCRC Core Staff, SRA/Aide, Admin Aides	3	100.00%	3	5	5	4	4.67	
		Number of OPCRC/IPCR helped prepared/encoded	NCRC Core Staff, SRA/Aide, Admin Aides	10	100.00%	10	5	5	4	4.67	

		Number of workloads and class schedules prepared	NCRC Core Staff, SRA/Aide, Admin Aides	2	100.00%	2	4	5	4	4.33
		Number of communication and notice of meetings prepared	NCRC Core Staff, SRA/Aide, Admin Aides	10	150.00%	15	5	5	5	5.00
		Number of project/study leaders appointment prepared	NCRC Core Staff, SRA/Aide, Admin Aides	8	187.50%	15	5	5	5	5.00
		Maintains/check the NCRC Vehicle to ensure its availability, cleanliness and in good running condition	NCRC Core Staff, SRA/Aide, Admin Aides	1x a week maintained /checked	400.00%	4x a week	5	5	5	5.00
		Number of documents sorted / consolidated for filing	NCRC Core Staff, SRA/Aide, Admin Aides	150	210.00%	315	5	5	5	5.00
Total Over-all Rating										302.33
Average Rating				4.88	Comments and Recommendations for Development Purposes:					
Approved Additional Points (w/ copy of A[proval])										
FINAL RATING				4.88						
ADJECTIVAL RATING				OUTSTANDING						

Received by:

Calibrated by:


Evaluated & Rated by:

Recommending Approval:


Approved by:



DANIEL LESLIE S. TAN


Planning Office
Date: OCT 14 2021


REMBERTO A. PATINDOL
PMT

Date:


ROSA OPHELIA D. VELARDE
Director for Research
Date:


MARIA JULIET C. CENIZA
Vce President, OVPREI


EDGARDO E. TULIN
President
Date:

		Number of workloads and class schedules prepared	NCRC Core Staff, SRA/Aide, Admin Aides	2	100.00%	2	4	5	4	4.33	
		Number of communication and notice of meetings prepared	NCRC Core Staff, SRA/Aide, Admin Aides	10	150.00%	15	5	5	5	5.00	
		Number of project/study leaders appointment prepared	NCRC Core Staff, SRA/Aide, Admin Aides	8	187.50%	15	5	5	5	5.00	
		Maintains/check the NCRC Vehicle to ensure its availability, cleanliness and in good running condition	NCRC Core Staff, SRA/Aide, Admin Aides	1x a week maintained /checked	400.00%	4x a week	5	5	5	5.00	
		Number of documents sorted / consolidated for filing	NCRC Core Staff, SRA/Aide, Admin Aides	150	210.00%	315	5	5	5	5.00	
Total Over-all Rating										302.33	
Average Rating				4.88	Comments and Recommendations for Development Purposes:						
Approved Additional Points (w/ copy of A[proval)											
FINAL RATING				4.88							
ADJECTIVAL RATING			OUTSTANDING								

Received by:

Calibrated by:

Evaluated & Rated by:

Recommending Approval:

Approved by:

DANIEL LESLIE S. TAN

Planning Office

Date:

REMBERTO A. PATINDOL

PMT

Date:

ROSA OPHELIA D. VELARDE

Director for Research\

Date:

MARIA JULIET C. CENIZA

Vce President, OVPREI

EDGARDO E. TULIN

President

Date: