



# OFFICE PERFORMANCE COMMITMENT & REVIEW FORM (OPCR)

I, **Dr. Ulderico B. Alviola**, of the **Department of Development Communication** commits to deliver and agreed to be rated on the attainment of the following accomplishments in accordance with the indicated measures for the period January to June 2024.

  
**ULDERICO B. ALVIOLA**  
 Head  
 7/8/24

Approved:

  
**SUZETTE B. LINA**  
 Supervisor  
 July 10, 2024

  
 15 JUL 2024  
 MICHAEL B. JAVOC

Rating Equivalents:  
 5 - Outstanding  
 4 - Very Satisfactory  
 3 - Satisfactory  
 2 - Fair  
 1 - Poor

Appointment/Status	Position Title	Number
Permanent	Professor VI	1
Permanent	Professor V	1
Permanent	Associate Professor III	1
Permanent	Assistant Professor IV	1
Permanent	Instructor II	1
Temporary-Regular	Instructor I	2
Casual	Administrative Aide III	1
Job Order	Utility/Messenger	1
	<b>TOTAL</b>	<b>9</b>

MFOs/PAPs	Success Indicators	Persons Responsible	Target	Actual Accomplishments	Rating				Remarks
					Q <sup>1</sup>	E <sup>2</sup>	T <sup>3</sup>	A <sup>4</sup>	
MFO 1. ADVANCED EDUCATION SERVICES 20%									
	PI 1. Percentage of graduate school faculty engaged in research work applied in any of the following:								
	1.1 pursuing advanced research degree program (Ph.D) *	DDC Head & Graduate Faculty	1	1	5	5	5	5.00	JADCortes
	1.2 actively pursuing in the last three (3) years (investigative research, basic and applied scientific research, policy research social science research)	DDC Head & Graduate Faculty	1	3	5	5	5	5.00	All graduate faculty of DDC are involved in research both as leaders of funded projects, professors & adviser/GAC members
	1.3 producing technologies for commercialization or livelihood improvement	DDC Head & Graduate Faculty	NONE						
	1.4 whose research resulted in an extension program	DDC Head & Graduate Faculty	1	1	5	5	5	5.00	Strengthening RDE Capability

MFOs/PAPs	Success Indicators	Persons Responsible	Target	Actual Accomplishments	Rating				Remarks
					Q <sup>1</sup>	E <sup>2</sup>	T <sup>3</sup>	A <sup>4</sup>	
	<b>PI 2:</b> Percentage of graduate students enrolled in research degree programs *	DDC Head & Graduate Faculty	25%	50%	5	5	5	5.00	All grad students (MSDC and MAgDev-Devcom are research programs
	<b>PI 3:</b> Percentage of accredited graduate programs *	DDC Head & Graduate Faculty	25%	50%	5	5	5	5.00	MSDC, MagDev major in DevCom are research
	<b>PI 4:</b> Number of graduate degree specializations offered and monitored *	DDC Head & Graduate Faculty	1	2	5	5	5	5.00	MSDC, MagDev major in Devcom
	<b>PI 5:</b> Total FTE coordinated, implemented & monitored*	DDC Head & Graduate Faculty	5	11.44	5	5	5	5.00	All grad subjects
	<b>PI 6:</b> Percentage increase in number of graduate students enrolled *	Head/Faculty/ Students	2%	2%	5	5	5	5.00	
	<b>PI 7:</b> Percentage increase in number of students who graduated within prescribed period *	DDC Head & Faculty	NONE						
	<b>PI 8:</b> Number of graduate students awarded with honors/distinction *	DDC Head & Faculty	NONE						
	<b>PI 9:</b> Number of graduate students advised *	DDC Head & Faculty	1	4	5	5	5	5.00	As adviser and members of GAC
	<b>PI 10:</b> Number of instructional materials developed *								
	10.1 On-line ready courseware	DDC Head & Faculty	1	3	5	5	5	5.00	2nd Semester AY 2023-2024
	10.2 Flexible instructional materials	DDC Head & Faculty	1	3	5	5	5	5.00	2nd Semester AY 2023-2024
	10.3 Assessment tools	DDC Head & Faculty	1	3	5	5	5	5.00	2nd Semester AY 2023-2024
<b>MFO 2. HIGHER EDUCATION SERVICES (50%)</b>									
	<b>PI 11:</b> Percentage of first time licensure exam takers that pass the licensure exams *	N/A	N/A						
	<b>PI 12:</b> Percentage of graduates (2 years prior) that are employed *	DDC Head & Faculty	25%	90%	5	5	5	5.00	



MFOs/PAPs	Success Indicators	Persons Responsible	Target	Actual Accomplishments	Rating				Remarks
					Q <sup>1</sup>	E <sup>2</sup>	T <sup>3</sup>	A <sup>4</sup>	
	<b>PI 13:</b> Percentage of undergraduate student population enrolled in CHED-identified and RDC-identified priority programs *	DDC Head & Faculty	25%	100%	5	5	5	5.00	<i>all DevCom Students</i>
	<b>PI 14:</b> Percentage of undergraduate programs with accreditations *	DDC Head & Faculty	25%	100%	5	5	5	5.00	<i>BSDC Program; now with Level 4 re-accredited status</i>
	<b>PI 15:</b> Total FTE, coordinated, implemented and monitored *	DDC Head & Faculty	45	60.8	5	5	5	5.00	<i>all undergrad subjects</i>
	<b>PI 16:</b> Number of students advised: *	DDC Head & Faculty			5	5	5	5.00	
	<i>16.1. On thesis/ field practice/special problem</i>	DDC Head & Faculty	2	39	5	5	5	5.00	<i>39 students are able to defend their thesis manuscripts</i>
	<i>16.2. No. of approved manuscript submitted within prescribed period</i>	DDC Head & Faculty	5	39	5	5	5	5.00	<i>39 students have already successfully defended their</i>
	<i>16.3 On consultation</i>	DDC Head & Faculty	10	50	5	5	5	5.00	<i>through email and messenger;</i>
	<b>PI 17:</b> Number of student organizations advised/ assisted *								
	<i>17.1 Student organizations advised</i>	DDC Head & Faculty	1	3.00	5	5	5	5.00	<i>Decso, Amaranth, Banayag</i>
	<i>17.2 Student organizations assisted on student related activities</i>	DDC Head & Faculty	1	3.00	5	5	5	5.00	<i>Decso, Amaranth, Banayag</i>
	<b>PI 18:</b> Number of instructional materials developed *								
	<i>18.1 On-line ready courseware</i>	DDC Head & Faculty	3	5	5	5	5	5.00	<i>2nd Semester AY 2023-2024</i>
	<i>18.2 Flexible instructional materials</i>	DDC Head & Faculty	3	5	5	5	5	5.00	<i>2nd Semester AY 2023-2024</i>
	<i>18.3 Assessment tools</i>	DDC Head & Faculty	3	5	5	5	5	5.00	<i>2nd Semester AY 2023-2024</i>
<b>MFO 3. RESEARCH SERVICES (10%)</b>									
	<b>PI 19:</b> Number of research outputs in the last three (3) years utilized by the industry or by other beneficiaries *	DDC Head & Faculty	1	3	5	5	5	5.00	
	<b>PI 20:</b> Number of research outputs completed within the year *	DDC Head & Faculty	1	1	5	5	5	5.00	

MFOs/PAPs	Success Indicators	Persons Responsible	Target	Actual Accomplishments	Rating				Remarks
					Q <sup>1</sup>	E <sup>2</sup>	T <sup>3</sup>	A <sup>4</sup>	
	<b>PI 21.</b> Percentage of research outputs published in internationally-referred or CHED recognized journal within the year (2%) *								
	21.1 In refereed int'l journals	DDC Head & Faculty	5%	10%	5	5	5	5.00	
	21.2 In refereed nat'l/regional journals	DDC Head & Faculty	5%	10%	5	5	5	5.00	
	<b>PI 22.</b> Number of research outputs presented in regional/national/ int'l fora/conferences *								
	22.1 In int'l fora/conferences	DDC Head & Faculty	NONE						
	22.2 In nat'l/regional fora/conferences	DDC Head & Faculty	1	2	5	5	5	5.00	ADCEP, PACE
	<b>PI 23.</b> Number of research proposals approved *	DDC Head & Faculty	1	1	5	5	5	5.00	RTSPC
<b>MFO 4. EXTENSION SERVICES (10%)</b>									
	<b>PI 24.</b> Number of active partnerships with LGUs, industries, NGOs, NGAs, SMEs, and other stakeholders as a result of extension activities *	DDC Head & Faculty	1	8	5	5	5	5.00	5 International, 1 National, 2 Regional
	<b>PI 25.</b> Number of trainees weighted by the length of training *	DDC Head & Faculty	15	200	5	5	5	5.00	
	<b>PI 26.</b> Number of extension programs organized and supported consistent with the SUC's mandated and priority programs *	DDC Head & Faculty	NONE						
	<b>PI 27.</b> Percentage of beneficiaries who rated the training course/s and advisory services as satisfactory or higher in terms of quality and relevance*	DDC Head & Faculty	25%	100%	5	5	5	5.00	Radio training for affiliates
	<b>PI 28.</b> Number of technical/expert services *								
	28.1 Mentoring	DDC Senior Faculty	2	3	5	5	5	5.00	DDC & DYDC
	28.2 Peer reviewers/Panelists	DDC Senior Faculty	1	3	5	5	5	5.00	selected faculty
	28.3 Resource Persons	DDC Head & Faculty	2	4	5	5	5	5.00	



MFOs/PAPs	Success Indicators	Persons Responsible	Target	Actual Accomplishments	Rating				Remarks
					Q <sup>1</sup>	E <sup>2</sup>	T <sup>3</sup>	A <sup>4</sup>	
	28.4 Convenor/Organizer	DDC Head & Faculty	1	2	5	5	5	5.00	
	28.5 Consultancy for free or pro bono	DDC Head & Faculty	1	4	5	5	5	5.00	with DepEd
	28.6 Evaluator	DDC Head & Faculty	1	5	5	5	5	5.00	in-house reviews
	PI 29. Number of extension proposals approved *	DDC Head	NONE						
<b>MFO 5. SUPPORT TO OPERATIONS (5%)</b>									
	PI 30: Faculty Development Services								
	a. Number of faculty pursuing advanced research degree programs (PhD) facilitated, monitored and assisted *	DDC Faculty & affiliates	1	2	5	5	5	5.00	JADC, MUDP
	PI 31: Faculty Recruitment/Hiring Services								
	31.1 Number of faculty recruited / hired based on needed competencies and aligned with ISO standards *	DDC Head & Faculty	NONE						
	PI 32: Faculty Evaluation Services								
	32.1 Number of seminars/trainings/conventions/workshops coordinated for entire university *	DDC Head & Faculty	1	1	5	5	5	5.00	RTSPC
	32.2 Number of seminars/trainings/conventions/workshops coordinated outside of the university *	DDC Head & Faculty	1	10	5	5	5	5.00	as requested
	c. 32.3 with at least very satisfactory rating in 50% of the subjects evaluated *	DDC Head & Faculty	5%	5%	5	5	5	5.00	
	32.4 Number of in-house seminars/trainings/ workshops/reviews conducted *	DDC Head & Faculty	1	4	5	5	5	5.00	
<b>MFO 6. GENERAL ADMINISTRATION AND SUPPORT SERVICES (5%)</b>									
	PI 33. Percentage of NCs received and acted	DDC Head & Faculty, dDRC	zero %	zero %	5	5	5	5.00	
	PI 34. Percentage to CARs received and acted	DDC Head & Faculty, dDRC	zero %	zero %	5	5	5	5.00	


MFOs/PAPs	Success Indicators	Persons Responsible	Target	Actual Accomplishments	Rating				Remarks
					Q <sup>1</sup>	E <sup>2</sup>	T <sup>3</sup>	A <sup>4</sup>	
	<b>PI 35.</b> Submission of College/Department PPMP for the following year within deadline as prescribed by BAC*	DDC Head & Faculty	1	5	5	5	5	5.00	
	<b>PI 36.</b> Zero percent complaint from clients served	DDC Head, Faculty and Staff	zero %	100% no complaints	5	5	5	5.00	
	<b>PI 37.</b> Number of coaching sessions among faculty & staff**	DDC Head & Faculty	1	3	5	5	5	5.00	
	<b>PI 38.</b> Number of planning sessions, tracking and monitoring of targets, etc. conducted to ensure attainment of department targets**	DDC Head & Faculty	1	2	5	5	5	5.00	
	<b>PI 39.</b> Number of monthly/special faculty & staff meetings conducted**	DDC Head & Faculty	3	6	5	5	5	5.00	
		Total Over-all Rating							260.00
		Average Rating							5.00
		Adjectival Rating							OUTSTANDING

Received by:

  
**TONI MARC L. DARGANTES**  
 Planning Office

Date: JUL 15 2024

Calibrated by:

  
**ELWIN JAY V. YU**  
 Chairman, PMT

Date: 7-15-24

Approved by:

  
**PROSE IVY G. YEPES**  
 University President

Date: 9/6/24

- 1- Quality
- 2- Efficiency
- 3- Timeliness
- 4- Average