


INSTRUCTION: To facilitate formula-assisted consolidation, don't delete nor add rows & columns. Dean's Office will hide blank rows after consolidation. Don't delete cell formulas. Use provided blank rows for additional Performance Indicators. Leave target blank if PI is not applicable. Cells in yellow color (if present) need to be filled-up or checked for data accuracy.

Visayas State University
College of Arts and Sciences
DEPARTMENT OF PURE AND APPLIED CHEMISTRY
Visca, Baybay City, Leyte
OFFICE PERFORMANCE COMMITMENT & REVIEW (OPCR)

I, JACOB GLENN F. JANSALIN, Head of the Department of Pure and Applied Chemistry, commits to deliver and agree to be rated on the attainment of the following accomplishments in accordance with the indicated measures for the period January 1-June 30, 2018


JACOB GLENN F. JANSALIN
Head, DOPAC


CANDELARIO L. CALIBO
Dean, CAS


BEATRIZ S. BELONIAS
VP INSTRUCTION
Date: December 28, 2018

INFORMATION ON PERSONNEL FULL-TIME TEACHING EQUIVALENT (FTE):

Personnel

Department Head
Regular Faculty (Vac. & Sick Leaves)
Regular Faculty (Teacher's Leave)
Part time Faculty Members
Admin Staff Members

	FTE/Summer	FTE Total
Department Head	0.0	8.00
Regular Faculty (Vac. & Sick Leaves)	0.0	10.00
Regular Faculty (Teacher's Leave)	0.0	48.00
Part time Faculty Members	Actual	Actual

Rating Equivalents:
5 - Outstanding
4 - Very Satisfactory
3 - Satisfactory
2 - Fair
1 - Poor

MFO No.	MFO Description	Success/Performance Indicator (PI)	Target	Actual Accomplishment		Rating				Remark
				% Accomplishment	Details of Accomplishment	Quality	Efficiency	Timeliness	Average	
UMFO 1	Advanced Education Services									
	OVPI MFO1	Graduate Degree Program Management Services								
		PI 1 Graduate degree program monitored	2	100%		5	5	5	5	1 as minor field in MS-FT
		PI 2*Total Graduate FTE monitored	2	(55/2) 275%	Chem 232 MTPL Chem 206 CLC	5	5	5	5	Chem 232 MTPL Chem 206 CLC
		PI 3 Percentage increase in number of graduate students who graduated within prescribed period								no graduating students
		PI 4 Percentage increase in number of graduate students enrolled								
	OVPI MFO2	Graduate Student Management Services								
		PI 1 Number of graduate students awarded with scholarships/assistantships								

		PI 2 Percentage of graduate students awarded with scholarship/assistantship who graduated within the prescribed period								
		PI 3 Number of graduate students awarded with honor/distinction upon graduation								
		PI 4 Number of graduate students advised								
	OVPI MF03	PI 1 Proposed MSChem	1	1		5	5	5	5	to be implemented
UMFO2	Higher Education Services									
	OVPI MFO1	Curriculum Program Management Services								
		PI 1* Total Undergraduate FTE monitored								
		VL	48		89.175	5	5	5	5	
		TL	80		120.55	5	5	5	5	
		PT	20		23.4	5	5	5	5	
		PI 2 Number of undergraduated curricular programs compliant to CMO approved and offered	1	1		5	5	5	5	
		PI 3 Average passing percentage in licensure examination in mandated	50%	NA		5	5	5	5	
		PI 4 Number of undergraduate graduates in mandated programs graduated within the prescribed period	15	18		5	5	5	5	
		BSAC		1		5	5	5	5	
		PI 5 Percentage increase in the number undergrad students who graduated within the prescribed period								
		PI 6 Percentage increase in the number undergrad students enrolled								
		PI 7 Number of academic/industry linkage established	2	5		5	5	5	5	
		PI 8 Number of students advised	100%	100%		5	5	5	5	
		PI 9 Number of student organization advised/assisted	1	1		5	5	5	5	
UMFO 3	Research Services									
		PI 1* Number of published/submitted papers in internationally indexed journals								
		refereed intl journals	1	0		5	5	5	4	
		refereed ntl journals								
		Institutional journals								

		PI 2* Number of research outputs presented in regional/national/international fora/conferences								
		<i>International fora/conferences</i>	2	2		5	5	5	5	FMS, MALV
		<i>national fora/conferences</i>	1	2		5	5	5	5	RAPV, MALV
		<i>Institutional fora/conferences</i>		1		5	5	5	5	
		PI 3 Number of research projects conducted and/or completed on schedule	5	5		5	5	4	4	
		PI 4 Number of research proposals submitted	6	6		5	5	5	5	
		PI 5 Number of research proposals approved	1	1		5	5	5	5	FMS/JGFJ
		PI 6 Amount of research money generated from external funding	1M			5	5	5	5	FMS, CAS
		PI 7 Amount of research money generated from institutional funding	500K	300k		5	5	5	5	
		PI 8 Additional outputs								
		<i>Number of research-related awards (faculty & student/faculty) won but oral paper URS 2018 4 student presenters & URS 2018 Phi Delta undergrad</i>								
UMFO 4	Extension Services									
		PI 1 Number of person-days trained weighted by length of training	250	200		5	5	5	5	FMS, CAS, JGFJ
		PI 2 Number of training conducted	3	3		5	5	5	5	
		PI 3 Number of IEC materials/technoguides developed/used								
		PI 4 Number of beneficiaries served								
		<i>Groups</i>	4	5		5	5	5	5	
		<i>Individuals</i>	200	200		5	5	5	5	
		PI 5 Number of technical/expert services								
		<i>Research Mentoring</i>	25	25		5	5	5	5	HS, SHS for other school
		<i>Peer reviewers/Panelist</i>	1	1		5	5	5	5	
		<i>Resource Persons</i>	20	6		5	5	5	5	FMS
		<i>Convenor/Organizer</i>	2	2		5	5	5	5	
		<i>Consultancy</i>	2	0		5	5	5	5	
		<i>Evaluator</i>	1	1		5	5	5	5	
		PI 6 Number of extension projects conducted	1	1		5	5	5	5	

		PI 7 Number of extension proposals submitted	3	0		5	5	5	5	
		PI 8 Percent of extension proposals approved	66%	0		4	4	4	4	
		PI 9 Amount of extension money generated from external funding	1.2M	0		4	4	4	4	
		PI 10 Amount of extension money generated from institutional funding	100K	0		4	4	4	4	
		PI 11 Additional outputs								
		<i>Number of extension-related awards (extension conducted by faculty & student)</i>	1	0		5	5	5	5	
UMFO 5	Support to Operations (Supporting to Organizations)									
	OVPI MFO 1	Faculty Development Services								
		PI 1 Number of faculty pursuing advance research degree programs (PhD) facilitated, monitored & assisted	3 (MS) 2 (PhD)	3 2		5	5	5	5	
	OVPI MFO 2	Faculty Recruiting/Hiring Services								
		PI 1 Number of faculty recruited/hired aligned with ISO standard	1	1		5	5	5	5	Rosie G. Tejones
	OVPI MFO 3	Faculty Evaluations Services								
		PI 1 Number of seminars/training/conventions/workshops coordinated for entire university								
		PI 2 Number of seminars/training/conventions/workshops coordinated outside of the university								
		PI 3 Percentage of faculty rated by students with atleast very satisfactory rating in 50% of the subjects evaluated	100%	100%		5	5	5	5	
		PI 4 Number of in-house seminars/training/workshops/reviews conducted attended	1	3		5	5	5	5	OBE, Competency
		PI Additional outputs								
		<i>Number of faculty/staff awards/honors received related to operations support</i>								
	OVPI MFO 4	Program and institutional Accreditation Services								
		PI 1 Number of degree programs which passed accreditation/evaluation at least Level 1	1	1		5	5	5	5	
		PI 2 QMS on faculty recruitment, development								

		PI 3 Percentage of degree program compliant with CHED	100	100		5	5	5	5	
		PI 4 Additional Outputs								
		<i>Number of activities organized/assisted/participated/facilitated</i>	1	1		5	5	5	5	
UMFO 6	General Administration & Support Services									
		PI 1 Zero complaints from clients	0	100%		5	5	5	5	
		PI 2 Additional Outputs/Best Practices	2	3		5	5	5	5	
Total Over-all Rating									230.000	
Average Rating									4.894	
Adjectival Rating									0	


Received by:

DILBERTO O. FERRAREN
Planning Officer
Date: _____


Calibrated by:


REMBERTO A. PATINDOL, Ph.D
Chairman, PMT
Date: _____

Recommending Approval:


BEATRIZ S. BELONIAS
VP for Instruction
Date: _____

Approved:


EDGARDO E. TULIN, Ph.D.
President
Date: _____