


Visayas State University
INSTRUCTION
Visca, Baybay City, Leyte

OFFICE PERFORMANCE COMMITMENT & REVIEW (OPCR)



I, **BEATRIZ S. BELONIAS**, Vice President for Instruction, commits to deliver and agree to be rated on the attainment of the following targets in accordance with the indicated measures for the period January to June 2020.

BEATRIZ S. BELONIAS
VP for Instruction

EDGARDO E. TULIN
President
Date: _____

MFO No.	MFO Description	Success/Performance Indicator (PI)	Units/Persons Responsible	Target	Actual Accomplishment	Rating				Remark
						Quality	Efficiency	Timeliness	Average	
UMFO 1: Advanced Education Services										
OVPI MFO 1. Graduate Degree Program Management Services										
	PI 1: Number of graduate degree specializations offered and monitored	OVPI, OGS, College, Department	32	32	4	5	5	4.67		
	PI 2: Total FTE monitored	OVPI, OGS, College, Department	220	425.15	5	5	5	5.00		
	PI 3: Percentage increase in number of graduate students enrolled	OVPI, OGS, Department, Registrar	5%	8.00%	5	5	5	5.00		
	PI 5: Percentage increase on the number of international graduate students including exchange students	OVPI, OGS, Department	5%					0.00	No enrollees due to pandemic	
OVPI MFO 2. Graduate Student Management Services										
	PI 1: Number of graduate students awarded with scholarship/assistantship	OVPI, OGS, OPO, Department	30	63	5	5	5	5.00		
	PI 2: Percentage of graduate students awarded with scholarship/ assistantship who graduated within prescribed period	OVPI, OGS, OPO, Department, Registrar	40%	45%	5	5	5	5.00		
	PI 3: Number of graduate students awarded with honors/distinction	OVPI, OGS, OPO, Department, Registrar	13	20	5	5	5	5.00		
UMFO 2. Higher Education Services										
OVPI MFO 1. Curriculum Program Management Services										
	PI 1: Total FTE monitored	OVPI, Department	120	10281.22	5	5	5	5.00		
	PI 2: Number of undergraduate curricular proposals approved and offered	OVPI, Department, Univ. Curriculum Committee	1	3	5	5	5	5.00	BS Math, BSAP, AB Philosophy	
	Number of proposals endorsed for UAC's action	OVPI, Department, OP, OUS	1	3	5	5	5	5.00		

PI 3: Number of existing curricula subjected to RQAT evaluation/CHED assessment and monitoring and issued COPC	OVPI, Department, University Curriculum Committee	2	5	5	5	5	5.00	
PI 4: Percentage increase in number of undergraduate students enrolled	OVPI, Registrar, College, Department	8%	12.16%	5	5	5	5.00	
PI 5: Percentage increase in the number of undergraduate students who graduated within prescribed period	OVPI, Registrar, College, Department	6%	75%	5	5	5	5.00	
PI 6: Percentage passing of students in licensure board examinations	OVPI, Department, Registrar, URC	30%	46%	5	5	5	5.00	Mechanical Eng'rs
PI 7: Percentage passing of first time takers in licensure exams	OVPI, Department, Registrar, URC	31%	48.15%	5	5	5	5.00	13/27
PI 8: Percentage of graduates (2 years prior) who graduated within the prescribed period	OVPI, Department	82%	84%	5	5	5	5.00	
OVPI MFO 2. Student Management Services								
PI 1: Number of students awarded with scholarship/fellowship/grants/assistantships	OVPI, Department, Registrar, USSO, Units	120	945	5	5	5	5.00	
PI 2: Number of students availing of dormitory facilities	OVPI, USSO	100					0.00	No occupant due to pandemic
PI 3: Number of undergraduate students awarded with honors/distinction	OVPI, Registrar, USSO	20	22 latin honors	5	5	5	5.00	
UMFO 5. Support to Operations (STO)								
OVPI MFO 1. Faculty Development Services								
PI 1: Number of faculty pursuing advanced research degree programs (PhD) facilitated, monitored and assisted	OVPI, ODAHRD, SFAC, Department	5	15	5	5	5	5.00	
PI 1.1: Number of faculty pursuing advanced research degree programs (MS) facilitated, monitored and assisted	OVPI, ODAHRD, SFAC, Department	10	48	5	5	5	5.00	
MS			12					
PhD			36					
PI 1.2 Number of faculty who finished advanced degree programs on time	OVPI, ODAHRD, SFAC, Department	8	14	5	5	5	5.00	
MS			6					
PhD			8					
PI 2: Number of faculty granted with external scholarships	OVPI, ODAHRD, SFAC, Department	30	32	5	5	5	5.00	
PI 3 Number of faculty granted with internal fellowship grants	OVPI, ODAHRD, SFAC, Department	10	19	5	5	5	5.00	
PI 4. Number of faculty granted with sabbatical leave	OVPI, ODAHRD, SFAC, Department	3	13	5	5	5	5.00	

PI 5: Number of faculty sent for trainings, seminars, conferences	OVPI, ODAHRD, SFAC, Department	40	73	5	5	5	5.00	
OVPI MFO 2. Faculty Recruitment/Hiring Services								
PI 1: Number of faculty recruited/hired with at least master's degree	OVPI, ODAHRD, APB, Department	10	283	5	5	5	5.00	
Regular Instructors			117					
Part-time Instructors			166					
PI 2: Number of departments conducted teaching demo	OVPI, Department	10	16	5	5	5	5.00	
OVPI MFO 3. Faculty Evaluation Services								
PI 1: Percentage of faculty rated by students with at least very satisfactory rating in 50% of the subjects evaluated	OVPI, Department, admin staff	75%					0.00	No evaluation was done due to COVID 19
PI 2: Number of faculty granted meritorious step increment	OVPI, PMT	15%					0.00	
OVPI MFO 4. Admission & Registration Services								
PI 1: Percentage of graduating junior high school (K10) students promoted to SHS	OVPI, USSO, Registrar's Office, SHS	90%	100%	5	5	5	5.00	
PI 2: Percentage of students enrolled and validated within scheduled regular registration period	OVPI, USSO, Registrar's Office	70%	100%	5	5	5	5.00	
PI 3: Number of freshmen students admitted	OVPI, USSO, Admission's Office	2500	2346	4	5	5	4.67	
OVPI MFO 5. Guidance and Counselling & Support to Students Services								
PI 1: Number of guidance activities conducted	OVPI, USSO	2	3	5	5	5	5.00	
PI 2: Percentage of students who have availed of guidance and counseling services	OVPI, USSO	75%	100%	5	5	5	5.00	
PI 3: Number of students awarded scholarship and grants	OVPI, USSO	300	945	5	5	5	5.00	
OVPI MFO 6. Library Services								
PI 1: Percentage increase in the number of resources acquired and made available to students, faculty, staff and researchers	OVPI, Univ Lib	95%	99%	5	5	5	5.00	
PI 2: Number of students, faculty, staff and researchers availing the Library resources, services and facilities	OVPI, Univ Lib	190	629	5	5	5	5.00	
OVPI MFO 7. Distance Education Services								
PI 1: Number of degree program specializations which passed AACUP accreditation/evaluation of at least Level 1	OVPI, OGS, OPO, Registrar, Department	5	8	5	5	5	5.00	
PI 2: Percentage increase in the number of extramural students enrolled	OVPI, OGS, OPO, Registrar, Department	1%	2.17%	5	5	5	5.00	
PI 3: Number of extramural students graduated within the prescribed period	OVPI, OGS, OPO, Registrar, Department	1	1	3	5	5	4.33	
OVPI MFO 9. Development Broadcasting & Communication Services								
PI 1: Number of technical services rendered	OVPI, DYDC	50	57	5	5	5	5.00	
PI 2: Number of radio programs developed, aired and live on FB	OVPI, DYDC	75	185	5	5	5	5.00	

PI 3: Number of guests invited and interviewed on air	OVPI, DYDC	18	127	5	5	5	5.00	
PI 4: Number of beneficiaries/clientele served	OVPI, DYDC	45	100,086	5	5	5	5.00	
PI 5: Number of queries served on time	OVPI, DYDC	75	1,892	5	5	5	5.00	
PI 6: Number of student interns supervised	OVPI, DYDC	1	NA				0.00	No student intern due to pandemic
OVPI MFO 1. Administrative and Facilitative Services								
PI 1: Number of colleges, departments & support units supervised, monitored &	OVPI, College, Department	30	50	5	5	5	5.00	
PI 2: Number of management meetings conducted	OVPI, College, Department	30	64	5	5	5	5.00	
PI 3: Number of documents acted	OVPI, College, Department	700	4300	5	5	5	5.00	
PI 4: Number of university committees/ boards/council chaired & coordinated	OVPI, College, Department	6	7	5	5	5	5.00	
PI 5: Number of personnel policies reviewed and endorsed to UADCO & approved by BOR	OVPI, ODAHRD, PRPEO, College, Department	2	3	4	5	5	4.67	
PI 6: Number of academic related policies reviewed and endorsed to UADCO & approved by BOR	OVPI, College, Department	2	5	5	5	5	5.00	
PI 7: Number of frontline academic services monitored and ensured to be customer friendly & efficient and citizens charter posted conspicuously	OVPI, College, Department, Units	10	14	5	5	5	5.00	
OVPI MFO 2. Frontline Services								
PI 1. Efficient and customer-friendly frontline service	Zero percent of complaints not acted	0	0	4	5	5	4.67	
Best practices/new initiatives		All offices under OVPI						
1. Propose to implement fines for late grade submission electronically thru HRMIS				5	5	5	5.00	
2. Propose to provide one-time one-way international fare to faculty scholars where international scholarship does not cover travel cost				5	5	5	5.00	
3. Propose additional guidelines in the grant of overload pay for teaching				5	5	5	5.00	
4. Propose additional guidelines on giving higher positions to newly-hired faculty and returning scholars				5	5	5	5.00	
5. Propose to impose strict implementation of policy on collection of contractual obligations of faculty scholars				5	5	5	5.00	
6. Propose to not allow grade completion and shifting of degree programs during the enrollment period				5	5	5	5.00	
7. Propose to institutionalize thesis proposal and thesis manuscript defense				5	5	5	5.00	

	8. Preparation of online-ready instructional materials (390) and virtual classrooms (373) for faculty members including those on sabbatical leave, in the event that residential or on-campus face-to-face instruction will not be possible in the 1st semester 2020-2021 due to the COVID 19 pandemic			5	5	5	5.00	
	9. Hiring and screening of applicants (interview & teaching demonstration) through online via Zoom, Google Hangout, Skype or other available			5	5	5	5.00	
Total Over-all Rating				289.00	295.00	295.00	293.00	
Average Rating				4.90	5.00	5.00	4.97	
Adjectival Rating				Outstanding				

Received by:

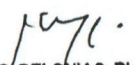
Calibrated by:


Recommending Approval:

Approved:


DILBERTO O. FERRAREN
VP-Planning


REMBERTO A. PATINDOL
Chairman, PMT


BEATRIZ S. BELONIAS, Ph.D.
Vice Pres. for Instruction
Date: _____


EDGARDO E. TULIN, Ph.D.
President
Date: _____