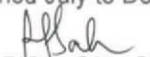




1515  
JAN 29 2019 OP# 794  
1/22

Visayas State University  
**INSTRUCTION**  
Visca, Baybay City, Leyte  
**OFFICE PERFORMANCE COMMITMENT & REVIEW (OPCR)**

I, ROSARIO A. SALAS, Head Department of Horticulture, commits to deliver and agree to be rated on the attainment of the following accomplishment in accordance with the indicated measures for the period July to December 2018.

  
**ROSARIO A. SALAS**  
Head, Department of Horticulture  
Date: \_\_\_\_\_

  
**VICTOR B. ASIO**  
Dean College of Agriculture and Food Science  
Date: \_\_\_\_\_

**NOTED:**  
  
**BEATRIZ S. BELONIAS, PhD**  
PRESIDENT FOR INSTRUCTION

MFO Description	Success/Performance Indicator (PI)	Units/Persons Responsible	Target	Actual Accomplishment	Rating				Remark
					Quality	Efficiency	Timeliness	Average	
UMFO 1. ADVENCED EDUCATION SERVICES									
OVPI MFO 1. Graduate Degree Program Management Services									
PI 1: Graduate degree program monitored			2	2	✓	✓	✓	✓	MS & PhD
PI 2: Total Graduate FTE monitored			15.67	26.5	✓	✓	✓	✓	
PI 3: Percentage increase in number of graduate students enrolled			5%	47%	✓	✓	✓	✓	
PI 4: Percentage increase in number of graduate students who graduated within prescribed period.									
OVPI MFO 2. Graduate Student Management Services									
PI 1: Number of graduate students awarded with scholarship/ assistantship			17	32	✓	✓	✓	✓	
PI 2: Percentage of graduate students awarded with scholarship/ assistantship			50%	72%	✓	✓	✓	✓	
PI 3: Number of graduate students awarded with honors/distinction									
PI 4: Number of graduate student advised			17	46	✓	✓	✓	✓	
UMFO 2. HIGHER EDUCATION SERVICES									
OVPI MFO 1. Curriculum Program Management Services									
PI 1: Total undergraduate FTE monitored			180	358.8	✓	✓	✓	✓	

PI 2: Number of undergraduate curricular program compliant to CMO, approved and offered		1	1	✓	✓	✓	✓	
PI 3: Average passing percentage in licensure examinations in mandated		50%	60%	✓	✓	✓	✓	
PI 4: Number of undergraduate graduates in mandated programs graduated within the prescribed period								
PI 5: Percentage increase in the number of undergraduate students who graduated within prescribed period								
PI 6: Percentage increase in the number of undergraduate students enrolled		5%	5%	✓	✓	✓	✓	
PI 7: Number of academe/industry linkage established		5	11	✓	✓	✓	✓	ACIAR, DA-BAR, PCAARRD, DA-RFO 8, DOST, ATI R08, PCA, LGU-Baybay, LGU Omoc, LGU Julita, LGU Dulao, I
PI 8: Number of students advised		104	151	✓	✓	✓	✓	
PI 9: Number of student organization advised		1	1	✓	✓	✓	✓	ViHOS
PI 10: Number of instructional materials developed		1	1	✓	✓	✓	✓	Hort 22

### UMFO 3. RESEARCH SERVICES

PI 1. Number of published papers in internationally indexed journals								
<i>refereed int'l journals</i>		1	14	✓	✓	✓	✓	Benitez (6) Gonzaga (8)
<i>refereed nat'l journals</i>								
<i>institutional journals</i>								
PI 2. Number of research outputs presentation in regional/national/int'l								
<i>int'l fora/conferences</i>		1	8	✓	✓	✓	✓	R.Salas (6) Arradaza (2)
<i>nat'l fora/conferences</i>								
<i>reg'l fora/conferences</i>								
<i>institutional fora/conferences</i>		1	1	✓	✓	✓	✓	Arradaza (1)
PI 3. Number of research projects conducted and/or completed on schedule	Conducted research on Horticultural crops	10	16	✓	✓	✓	✓	Gonzaga (3), Salas (7), Lina (1), Benitez (1), Bancale (1), Arradaza (1), Villocino (1) and Ramos (1)

PI 4. Number of research proposals submitted		2	8	5	5	5	5	Gonazaga(3), villocino (1) and Salas (4)
PI 5. Percent of research proposals approved		50%	100%	5	5	5	5	
PI 6. Amount of research money generated from external funding	Generated funds for the	5M	9M	5	5	5	5	ACIAR, DA-BAR, DA RF0 8, PCAARRD
PI 7. Amount of research money generated from institutional funding		0.5M	.5M	5	5	5	5	VSU
PI 8. Additional outputs	UTILITY MODEL PATENT	1	8	5	5	5	5	R.Salas (8)
No. of research-related awards (research conducted by faculty or student w/ faculty)		2	6	5	5	5	5	<b>Regional HAP Awardee, VEGMOVERS, PAGASA Award, Group Category(Salas, Benitez&amp;Gonzaga)</b>
								<b>Research adviser, Regional - 2, Gonzaga J.A., Gonzaga, Z.J., and Soria S. 3rd Place Best Paper &amp; 1st Place Best Poster-Life Science Category during the 2018 Visca Foundation Elementary School (VFES) Math and Science Fair-Local Level Competition. September 21-23, 2018. RELC-NEAP VIII, DepED Regional Office VIII, Government Center, Candahug, Palo, Leyte, Philippines. Division - 2 Gonzaga J.A., Gonzaga, Z.J., and</b>

PI 1. Number of person-days trained weighted by length of training	Participants of hydroponics and etc	400	1294	5	5	5	5	
PI 2. Number of trainings conducted		5	15	5	5	5	5	Salas(6), Ramos(3), Lina (2), Benitez (2) and Gonzaga (2)
PI 3. Number of IEC materials/technoguides developed/used		10	14	5	5	5	5	Vegatable and Plantation crop production
PI 4. Number of beneficiaries served								
<i>Groups</i>		15	18	5	5	5	5	
<i>Individuals</i>		500	700	5	5	5	5	
PI 5. Number of technical / expert services								
<i>Research mentoring</i>		15	140	5	5	5	5	
<i>Peer reviewers/ Panelist</i>		2	2	5	5	5	5	Ramos
<i>Resource Person</i>		5	13	5	5	5	5	Salas (6), Gonzaga(2) Benitez (1), Lina (2) Ramos (3)
<i>Convemor/ Organizer</i>	National Vegetable Congress							
<i>Consultancy</i>	Food for the Hungry	2	3	5	5	5	5	Salas and Ramos
<i>Evaluator</i>								
PI 6. Number of extension project conducted		3	13	5	5	5	5	Salas (6), Gonzaga (3), Villocino(1) and Ramos (3)
PI 7. Number of extension proposal submitted		5	8	5	5	5	5	
PI 8. Percent of extension proposal approved		50%	100%	5	5	5	5	
PI 9. Amount of extension money generated from external funding	DENR & PRC	5M	8.5M	5	5	5	5	
PI 10. Amount of extension money generated from institutional funding	HELP &	0.075M	.125M	5	5	5	5	
PI 11. Additional outputs	Accreditation of DOH nursery							
<i>Number of extension-related awards (extension conducted by faculty and student</i>								




PI 1: Number of faculty pursuing advanced research degree programs (PhD) facilitated, monitored and assisted		2	2	✓	✓	✓	✓	Mr. Valida & Mr. Troyo
PI 1: Number of faculty recruited/hired aligned with ISO standards								
PI 1: Number of seminars/ training/ conventions/ workshops coordinated for								
PI 2: Number of seminars/ training/ conventions/ workshops coordinated outside the university								
PI 3: Percentage of faculty rated by students with at least very satisfactory rating in 50% of the subjects evaluated		100%	100%	✓	✓	✓	✓	
PI 4: Number of in-house/ seminars/training/ workshops/ reviews conducted/attended	GAP & ISO	2	2	✓	✓	✓	✓	
PI 5: Additional outputs								
Income Generating Projects (IGP) handled	Nursery, seed production, and ornamental	3	3	✓	✓	✓	✓	
Number of faculty/staffs awards/honors received realated to operations support								
PI 1: Number of degree programs which passed accreditation/evaluation at								
PI 2: QMS on faculty recruitment, development & performance evaluation aligned with ISO standards								
PI 3: Percentage of degree program complaint with CHED		1	1	✓	✓	✓	✓	
PI 4: Additional outputs								
Number of activities organized/ attended/ assisted/ participated/ facilitated	AACUP Chairman/ Member	1	1	✓	✓	✓	✓	

PI 1: Zero complaints from clients		0	0	
PI 2: Additional outputs/ Best practices	Edible	1	1	Baybay Agro fare
	Landscaping			
TOTAL OVERALL RATING :				
AVERAGE RATING :				
ADJECTIVAL RATING :				

TERESITA L. QUINANOLA

Planning Officer

Date: \_\_\_\_\_

Calibrated by:  
  
**REMBERTO A. PATINDOL**

Chairman, PMT

Date: \_\_\_\_\_

Recommending Approval:

  
**BEATRIZ S. BELONIAS**

Vice Pres. for Instruction

Date: \_\_\_\_\_

Approved:

  
**EDGARDO E. TULIN**

President

Date: \_\_\_\_\_