

OFFICE PERFORMANCE COMMITMENT & REVIEW (OPCR)

I, JOEL Q. MABALHIN, Head of the Department of Teacher Education, commits to deliver and agree to be rated on the attainment of the following accomplishments in accordance with the indicated measures for the period January- June, 2021.

JOEL Q. MABALHIN
Department Head

Date: 07-14-2021

BAYRON S. BARREDO

College Dean
Date: 7-15-21



Personnel	Total FTE (1x2)		RDE Commitments***		
	Number (1)	Min. FTE (2)	Research	Publication	Extension
Department Head	1	4	12.0	0.0	0
Faculty w/ Univ. Designated Position	4	2.5	24.0	1.0	0
Regular Faculty (VSL)	3	12	120.0	1.0	1
Regular Faculty (ILS)	10	18	234.0	2.0	0
Part time Faculty	10	Actual	0.0	0.0	0
Admin Staff members	1	0	0.0		
TOTAL				3	1

Rating Equivalents:
5 - Outstanding
4 - Very Satisfactory
3 - Satisfactory
2 - Fair
1 - Poor

Note: * On vacation-sick-leave status. Ratio of Instruction and RDE commitments should determined based on FTE of 18 units

** On Teacher's Leave status. Minimum FTE required is 18 units

*** Professors and Associate Professors are required to commit RDE outputs (Please Performance Indicators under Research (UMFO 3) and extension (UMFO 4))

MFO No.		Success/Performance Indicator (PI)	Units/Persons Responsible	Department Target	Actual		Rating				Remark (Details of the targetted output indicators with **)	% weight
					% Accomplishment	Details of Accomplishments	Quality	Efficiency	Timeliness	Average		
MFO 1		ADVANCED EDUCATION SERVICES (20%)										
		OVPI MFO 1. Graduate Degree Program Management Services										
	1	PI 1. Percentage of graduate school faculty engaged in research work applied in any of the following:	Dept. Head & Faculty									4%
	a.	pursuing advanced research degree program (Ph.D) *		3								
	b.	actively pursuing in the last three (3) years (investigative research, basic and applied scientific research, policy research social science research)		2	5.00		5	5	3	4.3	Abela, Andrade, Aure, Bellen, Manaig	

	c.	producing technologies for commercialization or livelihood improvement											
	d.	whose research resulted in an extension program											
	OVPI MFO 2. Graduate Student Management Services												
	PI 1: Percentage of graduate students enrolled in research degree programs *		Dept. Head & Faculty										0%
	PI 2: Percentage of accredited graduate programs *		Dept. Head & Faculty										0%
	PI 3: Number of graduate degree specializations offered and monitored *		Dept. Head & Faculty	4	4.00		5	5	5	5	M. Ed. (Biology, Chemistry, English & P. E.)		2%
	PI 4: Total FTE coordinated, implemented & monitored*		Dept. Head & Faculty	18.0	21.25		5	5	5	5			2%
	PI 5: Percentage increase in number of graduate students enrolled *		Dept. Head & Faculty	2%									2%
	PI 6: Percentage increase in number of students who graduated within prescribed period *		Dept. Head & Faculty	2%	79.00		5	4	4	4.33			2%
	PI 7: Number of graduate students awarded with honors/distinction *		Dept. Head & Faculty	0									2%
	PI 8: Number of graduate students advised *		Dept. Head & Faculty	2	43.00		5	5	5	5.00			2%
	PI 9: Number of instructional materials developed *		Dept. Head & Faculty										
	On-line ready courseware			3	2.00		5	4	4	4.33			
	Flexible instructional materials			1	1.00		5	5	5	5.00			
	Assessment tools			11	4.00		5	4	5	4.67			
	PI 10: Number of virtual classrooms created and operationalized			3	2.00		5	5	5	5.00			
MFO 2	HIGHER EDUCATION SERVICES (50%)												
	PI 1. Percentage of first time licensure exam takers that pass the licensure exams *		Dept. Head & Faculty	60%									7.5%
	PI 2. Percentage of graduates (2 years prior) that are employed *		Dept. Head & Faculty	50%	65.89%		5	5	5	5.00			2.5%
	PI 3. Percentage of undergraduate student population enrolled in CHED-identified and RDC-identified priority programs *		Dept. Head & Faculty	70%	100.00		5	5	5	5.00			2.5%
	PI 4. Percentage of undergraduate programs with accreditations *		Dept. Head & Faculty	80%									2.5%

	PI 5: Total FTE, coordinated, implemented and monitored *	Dept. Head & Faculty	352	277.45		5	5	5	5.00		20%
	PI 8: Number of students advised: *	Dept. Head & Faculty									
	On thesis/ field practice/special problem		15								1%
	No. of approved manuscript submitted within prescribed period										1%
	On consultation			1182		5	5	5	5.00		0.5%
	PI 9: Number of student organizations advised/ assisted *	Dept. Head & Faculty									
	Student organizations advised		5	13		5	5	5	5.00		1.25%
	Student organizations assisted on student related activities			9		5	5	5	5.00		1.25%
	PI 10: Number of instructional materials developed *	Dept. Head & Faculty									10%
	On-line ready courseware	Dept. Head & Faculty	15	36		5	4	5	4.67		
	Flexible instructional materials	Dept. Head & Faculty	10								
	Assessment tools	Dept. Head & Faculty	10	243		5	5	5	5.00		
	PI 10: Number of virtual classrooms created and operationalized	Dept. Head & Faculty	10	47.00		5	5	5	5.00		
	PI 11: Additional Outputs	Dept. Head & Faculty	2	8.00		5	5	5	5.0	Barredo, Aure	
MFO 3	RESEARCH SERVICES (10%)										
	PI 1. Number of research outputs in the last three (3) years utilized by the industry or by other beneficiaries *	Dept. Head & Faculty									2%
	PI 2. Number of research outputs completed within the year *	Dept. Head & Faculty	1								2%
	PI 3. Percentage of research outputs published in internationally-referred or CHED recognized journal within the year (2%) *	Dept. Head & Faculty	1								
	In refereed int'l journals			3		5	5	5	5.0	Mabalhin (IJRSE), Oclinaría (IJRSE & SSE)	1.50%
	In refereed nat'l/regional journals										0.50%
	PI 4. Number of research outputs presented in regional/national/ int'l fora/conferences *	Dept. Head & Faculty	2								

	In int'l fora/conferences											1.50%
	In nat'l/regional fora/conferences											0.50%
	PI 5. Percent of research proposals approved *	Dept. Head & Faculty	2									0.5%
	PI 6. Additional outputs*	Dept. Head & Faculty										
	No. of research-related awards (research conducted by faculty or student w/ faculty)											1.50%
MFO 4	EXTENSION SERVICES (10%)											
	PI 1. Number of active partnerships with LGUs, industries, NGOs, NGAs, SMEs, and other stakeholders as a result of extension activities *	Dept. Head & Faculty	1	2		5	5	5	5.0	DepEd Baybay & DepEd Ormoc		2.0%
	PI 2. Number of trainees weighted by the length of training *	Dept. Head & Faculty	100									2%
	PI 3. Number of extension programs organized and supported consistent with the SUC's mandated and priority programs *	Dept. Head & Faculty	1									2%
	PI 4. Percentage of beneficiaries who rated the training course/s and advisory services as satisfactory or higher in terms of quality and relevance*	Dept. Head & Faculty	70%									1%
	PI 5. Number of technical/expert services *	Dept. Head & Faculty										1%
	Research Mentoring											
	Peer reviewers/Panelists			1		5	4	5	4.7	Bellen		
	Resource Persons		2.00	2		5	5	5	5.0	Aure, Barredo		
	Convenor/Organizer											
	Consultancy			3		4	4	4	4.0	Abela, Aure, Mabalhin		
	Evaluator											
	PI 8. Percent of extension proposals approved *	Dept. Head & Faculty		2		5	5	5	5.0			0.5%
	PI 11. Additional outputs *	Dept. Head & Faculty										
	No. of extension-related awards (extrn. conducted by faculty or student & faculty) *											1.5%
MFO 5	Support to Operations											
	OVPI MFO 1. Faculty Development Services											
	PI 1: Number of faculty pursuing advanced research degree programs (PhD) facilitated, monitored and assisted *	Dept. Head & Faculty	2	3.00		5	5	4	4.7	Prof. Bellen, Mr. Vega & Mr Ycong		0.625%

[illegible]


Total Over-all Rating						139.00	134.00	134.00	135.63		
Average Rating					75.16%	4.96	4.79	4.79	4.84		
Adjectival Rating						Outstanding					


Received by:


Calibrated by:


Recommending Approval:

Approved:


DANIEL LESLIE S. TAN
 Director for Planning and Infrastructure
 Project Development and Monitoring
 JUL 23 2021


REMBERTO A. PATINDOL
 Chairman, PMT
 Date: 7/20/21


BEATRIZ S. BELONIAS
 Vice Pres. for Academic Affairs
 Date: 7/19/21


EDGARDO E. TULIN
 President
 Date: _____

* To indicate in the remarks column the details of the targetted outputs for easy review and calibration.

** No percentage weight for ranking purposes since these are activities only expected to be performed at the department level