



Visayas State University
Department of Teacher Education
COLLEGE OF EDUCATION
Visca, Baybay City, 6521-A, Leyte, Philippines

OFFICE PERFORMANCE COMMITMENT & REVIEW (OPCR)

I, **BAYRON S. BAREDO**, Head of the Department of Teacher Education, College of Education, commits to deliver and agree to be rated on the attainment of the following targets and accomplishments in accordance with the indicated measures for the period July to December 2019.

BAYRON S. BAREDO
Head, DTE
Date: _____

ALELIA VILLOCINO
Dean, CoEd
Date: _____

INFORMATION ON PERSONNEL FULL-TIME TEACHING EQUIVALENT (FTE): INFORMATION ON PERSONNEL FULL-TIME TEACHING EQUIVALENT (FTE):

Personnel	Number (1)	Min. FTE (2)	Total FTE (1x2)	Research	Publication	Extension
Department Head	1	4	4.0	0	0	0
Faculty w/ Univ. Designated Position	3	2.5	7.5	0	0	0
Regular Faculty (VSL)*	3	12	36.0	1	0	1
Regular Faculty (TLS)*	8	18	144.0	0	0	0
Part time Faculty	6	Actual	0.0	0	0	0
Admin Staff Members	3	0	0.0	0	0	0
TOTAL:			191.5	1	0	1

Rating
Equivalents:
5 - Outstanding
4 - Very Satisfactory
3 - Satisfactory
2 - Fair
1 - Poor

Note: * On vacation-sick-leave status. Ratio of Instruction and RDE commitments should determined based on FTE of 18 units
** On Teacher's Leave status. Minimum FTE required is 18 units
*** Professors and Associate Professors are required to commit RDE outputs (Please Performance Indicators under Research (UMFO 3) and extension (UMFO 4))

MFO No.	MFO Description	Success/Performance Indicator (PI)	Units/Persons Responsible	Target	Actual Accomplishments	Rating				Remark
						Quality	Efficiency	Timeliness	Average	
UMFO 1. ADVANCED EDUCATION SERVICES										
	OVPI MFO 1. Graduate Degree Program Management Services									
	PI 1: Number of graduate degree specializations offered and monitored				3	4	5	5	5	5.00
	PI 2: Total FTE monitored				3	4%	5	5	4	
BCED, BEED, BSed (with majors in English, Filipino, Math, Science, & Social Studies)										

BCED, BEED, BSSED (with majors in English, Filipino, Math, Science, & Social Studies)




	PI 3: Percentage of students who graduated within the prescribed period	5	6	4	5	5	5	5.00	
	OVPI MFO 2. Graduate Student Management Services								
	PI 1: Percentage of graduate students awarded with honors/distinction	5	6	4	4	4	4	4.00	
	PI 2: Percentage of graduate students advised who rated the adviser/GAC member at least very satisfactory	50	100	5	5	5	5	5.00	Villocino, Aure, Cuadra, Manabg, Abela, Barredo.
	PI 3: Percentage of graduate school faculty engaged in research work applied in any of the following:								
	a. Pursuing advanced research degree program	0							
	b. Actively pursuing in the last three years (Investigative research, basic and applied scientific research, policy research, social science research)	3	7	4	4	4	4	4.00	Aure, Ballen, Ycong, Cuadra, Abela, Truya, & Andrade
	c. Producing technologies for commercialization or livelihood improvement	0							
	d. Whose research work resulted in an extension program	0							
	Total Points:		Total n					4.00	
	UMFO 2. HIGHER EDUCATION SERVICES								
	OVPI MFO 1. Curriculum Program Management Services								
	PI 1: Total FTE Monitored	18.00	144.0	5	5	5	5	5.00	
	PI 2: Percentage of undergraduate curricular program compliant to CMO approved and offered	100%	100	5	5	5	5	5.00	M.Ed majors in English, Chemistry, Biology & PE
	PI 3: Average percentage passing in licensure exam								
	PI 4: Percentage of first time licensure exam takers who passed the licensure exam	61%	82	5	5	5	5	5.00	146 out of 178 first takers
	PI 5: Number of students who graduated within the prescribed period	60%	90%	5	5	5	5	5.00	
	PI 6: Percentage increase in the number of undergraduate students who graduated within prescribed period	8%	10%	4	4	4	4	4.00	
	PI 7: Percentage of graduates (two years prior) who are employed and/or pursuing graduate studies	1	2	4	4	4	4	4.00	
	PI 8: Number of academe/industry linkages established	1	1	4	4	4	4	4.00	DepEd Baybay City Division
	PI 9: Number of thesis/special problems of students:	N/A	N/A						
	a. Thesis outline/manuscript/ Case studies/ Special Problems/ OJT Narrative reports/ Engineering Projects/ Portfolios approved	95%	100%	5	5	5	5	5.00	Student Teaching Portfolio

	PI 6. Number of paper submitted for publication in internationally indexed journals		0%	0%	3	3	3	3	3.00	
	PI 7. Number of published papers in peer-reviewed journals	0	1.00	4	4	4	4	4.00		
	<i>In refereed int'l journals</i>									
	<i>In refereed nat'l journals</i>									
	<i>In institutional journals</i>	1	1.00	4	4	4	4	4.00		
	PI 8. Number of patents/Utility Models/copyrights filed and registered									
	PI 9. Amount of research money generated from external funding (Thousand PHP)	0								
	PI 10. Amount of research money generated from institutional funding (Thousand PHP)	50,000	50,000	4	4	4	4	4.00		
	PI 11. Number of research outputs in the last three years utilized by the industry or other beneficiaries	0								
	PI 12. Number of research-related awards (research conducted by faculty or students with faculty)	0								
	Total Points		Total n:	4.2	4.2	4.2	4.2	4.22		
UMFO 4. EXTENSION SERVICES										
	PI 1: Number of trainees weighted by the length of training	30	35	5	5	5	5	5.00		
	PI 2: Number of trainings conducted	1	1	4	4	4	4	4.00		"I CAN DO IT" Master Teachers' Capability Building on Research on Research Skills"
	PI 3: Number of IEC materials/techno-guides developed/used	0								
	PI 4: Number of beneficiaries served	1	1	4	4	4	4	4.00		35 Master teachers of DepEd Baybay City Division
	<i>Groups</i>									
	<i>Individuals</i>									
	PI 5: Number of technical/expert services provided/rendered	5	6.00	5.0	5.0	5.0	5.0	5.00		
	Research Mentoring									
	Peer reviewers/Panelists									
	Resource Person									
	Convenor/Organizer									
	Consultancy									
	Evaluator									
	PI 6: Number of extension projects conducted	1	1	4	4	4	4	4.00		

	PI 7: Number of extension proposals submitted	1	1	4	4	4	4	4.00	
	PI 8: Number of extension proposal approved	1	1	4	4	4	4	4.00	
	PI 9: Amount of extension money generated from external funding (Thousand Php)	30,000	0	3	3	3	3	3.00	
	PI 10: Amount of extension money generated from institutional funding (Thousand Php)	50,000	80,000	5	5	5	5	5.00	
	PI 11: Percentage of beneficiaries who rated the training course and advisory services as satisfactory or higher in terms of quality and relevance	90%	100%	5	5	5	5	5.00	
	PI 12: Number of extension-related awards (extension conducted by faculty or student and faculty)	0							
	Total Points		Total n:	4.8	4.8	4.8	4.8	4.78	
UMFO 5: SUPPORT TO OPERATIONS (STO)									
OVPI MFO 1. Faculty Development Services									
	PI 1: Number of faculty pursuing advanced degree programs	2	2	5	5	5	5	5.00	Ycong & Vega
OVPI MFO 2. Faculty Recruiting/Hiring Services									
	PI 2: Number of faculty recruited/aligned with university RSP policy and competency-based HRM	5	5	5	5	5	5	5.00	Bansale, Morante, Avellana, Borreo, & Salazar
OVPI MFO 3. Faculty Evaluation Services									
	PI 3: Number of seminars/trainings/conventions/workshops organized/ coordinated for the entire university	1	1	4	4	4	4	4.00	
	PI 4: Number of seminars/trainings/conventions/workshops outside the university	1	5	5	5	5	5	5.00	
	PI 5: Percentage of faculty rated by students with at least very satisfactory rating of the subjects evaluated	90%	90%	4	4	4	4	4.00	
	PI 6: Number of college/department - level seminars/trainings/workshops/reviews conducted/attended/facilitated	1	1	4	4	4	4	4.00	
OVPI MFO 4. Program and Institutional Accreditation Services									
	PI 1: Number of degree programs which passed accreditation/evaluation at least level 1	2	2	4	4	4	4	4.00	
	PI 2: Degree program compliant with CHED requirements	3%	4%	4	4	4	4	4.00	
UMFO 6: GENERAL ADMINISTRATION & SUPPORT SERVICES									
	PI 1: Number of Risk Assessment/Review conducted	1	1	4	4	4	4	4.00	

P1 2. Number of risks identified		1	1	4	4	4	4	4.00	
P1 3. Number of risks addressed/minimized		1	1	4	4	4	4	4.00	
P1 4. Number of legitimate complaints received		0%							
P1 5. Percentage of complaints indicated in P1 4, if any, addressed within the prescribed period									
P1 6. ADDITIONAL OUTPUTS* (In instruction, research, extension, production, and/or administration not found in the original commitment)									
* The Additional Outputs is considered as one (1) P1 only under UMPO 6. Entry (ies) may just be enumerated accordingly.									
Total Points				Total n:				9.27	
Total No. of Entries:									
Total Over-all Rating				22.18					
Average Rating				4.47					
Adjectival Rating				VS					


Received by:


 Planning Officer
 Date: _____


Calibrated by:


 REMBERTO A. PATINDOL, Ph.D.
 Chairman, PMT
 Date: 1.14.2020

Recommending Approval:


 BEATRIZ S. BELONIAS, Ph.D.
 Vice Pres. for Instruction
 Date: _____

Approved:


 EDGARDO E. TULIN, Ph.D.
 University President
 Date: _____