

# OFFICE PERFORMANCE COMMITMENT AND REVIEW (OPCR) - Accomplishment

I, **MARISELA A. LEORNA**, Director of the NATIONAL COCONUT RESEARCH CENTER-Visayas commit to deliver and agree to be rated on the attainment of the following targets in accordance with indicated measures for the period January 1 to June 30, 2022.

**MARISELA A. LEORNA**  
Center Director  
Date: 7-14-22

**MARIA JULIET C. CENIZA**  
Vice President, OVPREI  
Date: \_\_\_\_\_



Date: 1/2/2023

MFO No.	Description of MFO's/PAPs	Success/ Performance Indicators (PI)	Units / Persons Responsible	Center Target	% of Accomplishment	Details of Accomplishment	Rating				REMARKS (Indicators in percentage should be supported with numerical values in numerators and denominators)
							Quality	Efficiency	Timeliness	Average	
<b>UMFO 1: Advanced Education Services</b>											
<b>UFMO 2: Higher Education Services</b>											
<b>MFO 1. Curriculum Program Management System</b>											
		<b>PI 1:</b> Total FTE monitored	NCRC Core Staff	6	479.17%	28.75	5	5	5	5	
		<b>PI 8:</b> Number of students advised	NCRC Core Staff	1	200.00%	2	5	5	5	5	
		<b>PI 10:</b> Number of instructional materials developed	NCRC Core Staff	2	200.00%	4	5	5	5	5	
<b>UFMO 3: Research Innovation Services</b>											
		<b>PI 2:</b> Number of research outputs presented in regional/national/ int'l fora/conferences	NCRC Core Staff / Researchers								
		<i>In nat'l fora/conferences</i>	NCRC Core Staff / Researchers	1	100.00%	1	4	5	5	4.67	
		<b>PI 3:</b> Number of research projects conducted and/or completed on schedule	NCRC Core Staff / Researchers	8	100.00%	8	5	5	4	4.67	
		<b>PI 4:</b> Number of research proposals submitted/endorsed for external funding	NCRC Core Staff / Researchers	2	200.00%	4	5	5	5	5	
		<b>PI 5:</b> Percent of research proposals approved	NCRC Core Staff / Researchers	50%	150.00%	75%	5	5	5	5	



		<b>PI 7:</b> Amount of research money generated from institutional funding (Thousand PHP)	NCRC Core Staff / Researchers	1.8M	100.00%	1.8M	5	5	4	4.67	
		<b>Additional Outputs:</b>									
		<b>PI 12:</b> Number of research collaboration/ partnership with LGUs	NCRC Core Staff / Researchers	2	100.00%	2	5	5	4	4.67	
		<b>PI 13:</b> Number of work and financial plan (WFP) submitted and approved	NCRC Core Staff / Researchers	1	100.00%	1	4	5	5	4.67	
		<b>PI 14:</b> Number of research output publication produced/ related technical publication/ Manual produced and distributed	NCRC Core Staff / Researchers	5	120.00%	6	4	5	5	4.67	
		<b>PI 15:</b> Number of website updated and maintained	NCRC Core Staff / Researchers	1	100.00%	1	4	5	5	4.67	
		<b>PI 16:</b> Number of research proposals reviewed for internal funding	NCRC Core Staff / Researchers	2	400.00%	8	5	5	5	5	
		<b>PI 17:</b> Number of research proposals approved for internal funding	NCRC Core Staff / Researchers	1	800.00%	8	5	5	5	5	
<b>UFMO 4: Extension Services</b>											
		<b>PI 1:</b> Number of person-days trained weighted by length of training	NCRC Core Staff / Researchers	20	240.00%	48	5	5	5	5	
		<b>PI 2:</b> Number of trainings conducted	NCRC Core Staff / Researchers	1	200.00%	2	5	5	5	5	
		<b>PI 3:</b> Number of IEC materials/technoguides developed/used	NCRC Core Staff / Researchers	10	200.00%	20	5	5	5	5	
		<b>PI 4:</b> Number of beneficiaries served	NCRC Core Staff / Researchers								
		Groups	/ Researchers	2	100.00%	2	5	4	5	4.67	
		Individuals	/ Researchers	100	150.00%	150	5	5	5	5	
		<b>PI 5:</b> Number of technical/expert services	NCRC Core Staff / Researchers								
		Research Mentoring	NCRC Core Staff / Researchers	3	133.33%	4	4	5	5	4.67	
		Resource Persons	/ Researchers	1	300.00%	3	5	5	5	5	
		<b>PI 6:</b> Number of extension projects conducted and/or completed on schedule	NCRC Core Staff / Researchers	3	100.00%	3	4	5	5	4.67	
		<b>PI 10:</b> Amount of extension money generated from institutional funding (Thousand PHP)	NCRC Core Staff / Researchers	500K	79.00%	395K	4	4	4	4	



		<b>Outcome Indicator</b>									
		<b>PI 12:</b> Number of active partnerships with LGUs, industries, NGOs, NGAs, SMEs, and other stakeholders as a result of extension activities	NCRC Core Staff / Researchers	5	160.00%	8	5	5	5	5	
		<b>Output Indicators</b>									
		<b>PI 13:</b> Number of trainees weighted by the length of training	NCRC Core Staff / Researchers	20	240.00%	48	5	5	5	5	
		<b>PI 14:</b> Number of extension programs organized and supported consistent with the SUC's mandated and priority programs	NCRC Core Staff / Researchers	3	100.00%	3	4	5	5	4.67	
		<b>PI 15:</b> Percentage of beneficiaries who rate the training course/s as satisfactory or higher in terms of quality and relevance	NCRC Core Staff / Researchers	75%	106.67%	80%	4	5	5	4.67	
		<b>Additional Outputs:</b>	/ Researchers								
		<b>PI 17:</b> Number of extension delivery services conducted/ coordinated/ participated: field demo, agri/ <u>Techno fair</u> , field days, agri- <u>exhibit</u> , Techno-forum, Techno-festival	NCRC Core Staff / Researchers	1	100.00%	1	4	5	5	4.67	
		<b>PI 18:</b> Number of clients assisted in agri-fair, walk in clients, training requests, in-house reviews, trainings and related activities	NCRC Core Staff / Researchers	50	300.00%	150	5	5	5	5	
<b>UFMO 5: Support to Operations(STO)</b>											
<b>MFO 3. Faculty Evaluation Services</b>											
		<b>PI 5:</b> Percentage of faculty rated by students with at least very satisfactory rating in 50% of the subjects evaluated	NCRC Core Staff	75%	120.00%	90%	5	4	5	4.67	
		<b>PI 6:</b> Number of in-house seminars/trainings/ workshops/reviews conducted/attended	NCRC Core Staff	2	100.00%	2	4	5	5	4.67	
<b>UFMO 6: General Administration and Support Services</b>											
		<b>PI 1:</b> Zero percent complaint from clients served	Zero compla		100.00%	Zero	5	5	5	5	
		Percentage of NCs received and acted	Department head	Zero	100.00%	Zero	5	5	5	5	
		Percentage of CARs received and acted	Department head	Zero		1	4	4	4	4	
		<b>Additional Outputs</b>									
		Submission of Center's PPMP for the following year within deadline as prescribed by BAC	Department head / Admin Aides	5	180.00%	9	5	5	5	5	

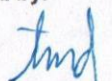


		Number of NCRC-V meetings conducted/ attended	NCRC Core Staff, SRA/Aide, Admin Aides	6	116.67%	7	5	5	5	5	
		Number of documents reviewed/evaluated, signed and approved	NCRC Core Staff, SRA/Aide, Admin Aides	100	160.00%	160	5	5	5	5	
		Number of University committees/council meetings attended	NCRC Core Staff, SRA/Aide, Admin Aides	3	166.67%	5	5	5	5	5	
		Number of reports prepared/reviewed/submitted, data and other information requested by other offices	NCRC Core Staff, SRA/Aide, Admin Aides	8	125.00%	10	5	5	5	5	
		Number of visitors/clients/investor briefed and entertained	NCRC Core Staff, SRA/Aide, Admin Aides	15	233.33%	35	5	5	5	5	
		Number of documents photocopied/scanned	NCRC Core Staff, SRA/Aide, Admin Aides	50	160.00%	80	5	5	5	5	
		Number of office email sent, attachment downloaded/printed	NCRC Core Staff, SRA/Aide, Admin Aides	50	140.00%	70	5	5	5	5	
		Number of documents sorted	NCRC Core Staff, SRA/Aide, Admin Aides	100	140.00%	140	5	5	5	5	
		Percentage of trips completed for in campus & outcampus trips to conduct/fetch NCRC Personnel to their destinations	NCRC Core Staff, SRA/Aide, Admin Aides	100%	100.00%	100%	4	5	5	4.67	
		Number of documents prepared/processed (i.e. travel, payrolls, appointments, replenishments, PRs, RIS, fuel vouchers, trip tickets, PPMP, etc).	NCRC Core Staff, SRA/Aide, Admin Aides	100	160.00%	160	5	5	5	5	
		Number of research / extension reports and budget prepared / encoded and printed	NCRC Core Staff, SRA/Aide, Admin Aides	9	100.00%	9	5	4	5	4.67	
		Number of research proposals encoded & printed	NCRC Core Staff, SRA/Aide, Admin Aides	2	150.00%	3	5	5	5	5	
		Number of power point presentation, layout backdrops and welcome tarp prepared	NCRC Core Staff, SRA/Aide, Admin Aides	3	133.33%	4	5	5	5	5	
		Number of OPCRC/IPCR helped prepared/encoded	NCRC Core Staff, SRA/Aide, Admin Aides	10	100.00%	10	4	5	5	4.67	
		Number of workloads and class schedules prepared	NCRC Core Staff, SRA/Aide, Admin Aides	3	100.00%	3	4	5	5	4.67	



		Number of communication and notice of meetings prepared	NCRC Core Staff, SRA/Aide, Admin Aides	6	116.67%	7	5	4	5	4.67	
		Number of project/study leaders appointment prepared	NCRC Core Staff, SRA/Aide, Admin Aides	9	166.67%	15	5	5	5	5	
		Maintains/check the NCRC Vehicle to ensure its availability, cleanliness and in good running condition	NCRC Core Staff, SRA/Aide, Admin Aides	1x a week maintained /checked	200.00%	2x a week maintained /checked	5	5	5	5	
		Number of documents sorted / consolidated for filing	NCRC Core Staff, SRA/Aide, Admin Aides	100	150.00%	150	5	5	5	5	
	Total Over-all Rating									4.84	
	Average Rating				Comments and Recommendations for Development Purposes:						
	Approved Additional Points (w/ copy of A[proval])										
	FINAL RATING										
	ADJECTIVAL RATING										


Received by:

  
**TONI MARC I. DARGANTES**

Planning Office

Date: 7/15/2022


Calibrated by:

  
**DANIEL LESLIE S. TAN**

Chairman, PMT

Date: JUL 22 2022

Approved by:

  
**EDGARDO E. TULIN**  
 President  
 Date: 7/15/2022






**OFFICE PERFORMANCE COMMITMENT AND REVIEW FORM  
(OPCR)**

January to June 2022

**Detailed description of NCRC-V best practices/innovations**

1. Integrating the displaced group such as the Person with Disability (PWD) & Indigenous People (IP) in its target of extension beneficiaries
2. Packaged of coconut technologies from varietal improvement to processing and product promotion
3. Continuous development of new and improved coconut hybrids
4. Continuous product development of coconut based food products
5. Promote zero-waste processing and utilization of coconut

Submitted by:

  
**MARISEL A. LEORNA**  
Director, NCRC-V