




Visayas State University
COLLEGE OF FORESTRY AND ENVIRONMENTAL SCIENCE
Visca, Baybay City, Leyte
DEPARTMENT OF FOREST SCIENCE

OFFICE PERFORMANCE COMMITMENT & REVIEW (OPCR)

I, **DENNIS P. PEQUE**, Head of the **Department of Forest Science**, commits to deliver and agree to be rated on the attainment of the following accomplishments in accordance with the indicated measures for the period ~~JULY~~ to December 2017.


DENNIS P. PEQUE
Dean, CFES


BEATRIZ S. BELONIAS
Vice President for Instruction


EDGARDO E. TULIN
President

MFO No.	MFO Description	Success/Performance Indicator (PI)	Units/Persons Responsible	Target	Actual Accomplishments		Rating				Remarks
					% Accom-plishments	Details of Accomplishments	Quality	Efficiency	Timeliness	Average	
DFS MFO 1 Advanced and Higher Education Services											
	PI 1: Number of graduate degree specializations offered and monitored	DFS Head	1	1/1 (100%)	MSF	4.0	4.0	4.0	4.0		
	PI 2. Total FTE monitored	DFS Head	5	8.53/5 (170.6%)		5.0	5.0	5.0	5.0		
	PI 3: Percentage increase in number of graduate students enrolled	DFS Head	10	75%		5.0	5.0	5.0	5.0		
	PI 4: Additonal Output										
DFS MFO 2 Higher Education Services											
	PI 1. Number of FTE coordinated and implemented	DFS Head	5	8.53/5 (170.6%)		5.0	5.0	5.0	5.0		
	PI 2. Average percentage passing in licensure exams in mandated programs	DFS Head		52%		4.0	4.0	4.0	4.0		
	PI 3. Number of graduates in mandated programs graduated within prescribed period	DFS Head	10							Most applicable during second Semester	

MFO No.	MFO Description	Success/Performance Indicator (PI)	Units/Persons Responsible	Target	Actual Accomplishments		Rating				Remarks
					% Accom-plishments	Details of Accomplishments	Quality	Efficiency	Timeliness	Average	
	PI 4. Number of undergraduate curricular program compliant to CMO, approved and offered		DFS Head	1	1/1 (100%)	CMO 44 PSG Forestry	4.0	4.0	4.0	4.0	BSF
	PI 5. Percentage increase in BSF students enrolled		DFS Head	5%	10%		4.0	4.0	4.0	4.0	
	PI 6. Number of academe/industry linkage established		DFS Head	1	3/1 (300%)	LaForet Germany, PMPI, DENR	5.0	5.0	5.0	5.0	
	PI 7a. Number of students advised		All Faculty members	100	98/95 (103.17%)	Total no. of students enrolled 1st sem SY 17-18	5.0	5.0	5.0	5.0	
		No. of consultation hours	DPPeque and Faculty members	50 hours/week	36/50 (126%)	each faculty rendering 1.5 hrs./day	5.0	5.0	5.0	5.0	
		On thesis/field practice/special problem	DFS Faculty members	10	30/10 (300%)	30 BSF students	5.0	5.0	5.0	5.0	
	PI 7b. Number of student organizations advised/Assisted		RSC, JMQ, ANP, APB	3	4/3 (133%)	FSS, CFES-SSC, ZBR-MHS	5.0	5.0	5.0	5.0	
	PI 8. Number of Instructional Materials checked and approved										
		New syllabi	DFS Faculty	1	1/1 (100%)	Most Faculty	4.0	4.0	4.0	4.0	work in progress
		Revised syllabi	DFS Faculty	2	2/1 (200%)	Most Faculty	4.0	4.0	4.0	4.0	work in progress
		New lecture manual	DFS Faculty	1	1/1 (100%)	Most Faculty	4.0	4.0	4.0	4.0	work in progress
		Revised lecture manual	DFS Faculty	1	1/1 (100%)	Most Faculty	4.0	4.0	4.0	4.0	work in progress
		New powerpoint lecture presentation (per course)	DFS Faculty	5	9/5 (180%)	Most Faculty	5.0	5.0	5.0	5.0	work in progress
		Revised powerpoint lecture presentation (per course)	DFS Faculty	3	9/3 (300%)	Most Faculty	5.0	5.0	5.0	5.0	work in progress
	PI 9. Additional outputs										
DFS MFO 3 Research Services											
	PI 1. Number of published papers in internationally indexed journals										
		In refereed international journals	DFS Faculty	1	3/1 (300%)	AEP, JQM, TAP	5.0	5.0	5.0	5.0	

MFO No.	MFO Description	Success/Performance Indicator (PI)	Units/Persons Responsible	Target	Actual Accomplishments		Rating				Remarks
					% Accom-plishments	Details of Accomplishments	Quality	Efficiency	Timeliness	Average	
	PI 2. Number of research outputs presented in regional/national/international for a/conferences (As paper and/or poster presenter)										
		In Institutional for a/conferences	DFS Faculty Members	5	9/5 (180%)		5.0	5.0	5.0	5.0	
	PI3. Number of research projects conducted and/or completed on schedule		Faculty member with appointments from OVPRE	1	3/1 (300%)	AEPasa, EOMangaoang, TAPatindol, ANPolinar, RSCome	5.0	5.0	5.0	5.0	ACIAR Project, VSU Project, Laforet Project
	PI 4. Number of research proposals submitted		Faculty members	1	5/1 (500%)	EOMangaoang, DPPeque, TAPatindol, APBaldos	5.0	5.0	5.0	5.0	VSU Project, Coffee Table Book Project, Foreshore Project, Laforet Project, PCCAARD
	PI 5. Number of research proposals approved		Faculty members	1	5/1 (500%)	EOMangaoang, DPPeque, TAPatindol, APBaldos	5.0	5.0	5.0	5.0	
	PI 6. Amount of research money generated from external funding (Thousand PHP)		Faculty members	P5M	P30M	FORESHORE, PCCAARD, LAFORET, VSU, DENR, COFFEETABLEBOOK	5.0	5.0	5.0	5.0	on going research activities
	PI 8. Technical Expert Services rendered										
		As Resource Speaker	Faculty members	2	7/2 (350%)	AEPasa, EOMangaoang, ANPolinar, TAPatindol, DPPeque, APBaldos, SOBernaldez	5.0	5.0	5.0	5.0	Climate Center, PCCAARD, DENR
		As Coordinator/Lecturer during Board Exam Review	Faculty members	3	6/3 (200%)	AEPasa, EOMangaoang, ANPolinar, TAPatindol, DPPeque, APBaldos	5.0	5.0	5.0	5.0	
	PI 9. Additional outputs										
		Number of MOAs prepared and signed as witness	DPPeque Head & Dean, AEP for ACIAR Project	1	5/1 (500%)	VSU Project, Coffee Table Book Project, Foreshore Project, Laforet Project, PCCAARD	5.0	5.0	5.0	5.0	research and extension collaboration

MFO No.	MFO Description	Success/Performance Indicator (PI)	Units/Persons Responsible	Target	Actual Accomplishments		Rating				Remarks
					% Accom-plishments	Details of Accomplishments	Quality	Efficiency	Timeliness	Average	
DFS MFO 4 Extension Services											
	PI 1. Number of trainings conducted/facilitated	DFS Faculty	1	3/1 (300%)	DENR, Climate Change	5.0	5.0	5.0	5.0		
	PI 2. Number of person-days trained weighted by length of training	DFS Faculty	50	250/50 (500%)	DENR project	5.0	5.0	5.0	5.0		
	PI 3. Number of IEC materials/technoguides developed/used in the training	DFS Faculty	1	3/1 (300%)	Quality Seedling, Agro-forestry training and Regional Con. On Climate Change	5.0	5.0	5.0	5.0		
	PI 4. Number of extension projects conducted and/or completed on schedule	DFS Faculty	1	7/1 (700%)	VSU Project, Coffee Table Book Project, Foreshore Project, Laforet Project, PCCAARD, DENR, ACIAR	5.0	5.0	5.0	5.0		
	PI 6. Number of extension proposals approved	DFS Faculty	1	3/1(300%)	Coffee Table Book Project, Foreshore Project, Laforet Project	5.0	5.0	5.0	5.0		
	PI 7. Amount of extension money generated from external funding (Thousand PHP)	DFS Faculty	0.1M	0.5M	funding for the trainings conducted	5.0	5.0	5.0	5.0		
	PI 9. Additional outputs										
	Area of plantations, tree farms & demo farms established and monitored	DFS Faculty	1 ha	20/1 (2000%)	ACIAR Project, PCCAARD EOM, RNG, JBB, Forest Guards and LAFORET	5.0	5.0	5.0	5.0		
	Number of seedlings of tree species & non-timber products raised in the nursery	DFS Nursery In-charge (EOM + RNG)	3,000	10,000/3,000 (333%)	EOM, RNG, JBB, Forest Guards	5.0	5.0	5.0	5.0		
	Number of seedlings of tree species & non-timber products disposed for tree planting activities	DFS Nursery In-charge (EOM + RNG)	500	3000/500 (600%)	EOM, RNG, JBB, Forest Guards	5.0	5.0	5.0	5.0		
	Area of Protected Forest Areas monitored	DFS Head and Forest Protection Office	50ha	300/50 (600%)	EOM, RNG, JBB, Forest Guards	5.0	5.0	5.0	5.0		

MFO No.	MFO Description	Success/Performance Indicator (PI)	Units/Persons Responsible	Target	Actual Accomplishments		Rating				Remarks
					% Accom-plishments	Details of Accomplishments	Quality	Efficiency	Timeliness	Average	
DFS MFO 5 Support to Operations											
	PI 1. Number of seminars/ trainings/conferences/ workshops coordinated/facilitated for entire university	DFS Head and Faculty members	1	3/1 (300%)			4.0	4.0	4.0	4.0	
	PI 2. Number of in-house seminars/trainings/ workshops/reviews conducted	DFS Head and Faculty members	1	6/1 (600%)	Quality Seedling, Agro-forestry training and Regional Con. On Climate Change, RDE Review, Strat Plan, Lisencure Exam Review	4.0	4.0	4.0	4.0		
	PI 3. Number of Persons trained by place of origin	DFS Faculty members	50	300/50 (600%)		5.0	5.0	5.0	5.0		
DFS MFO 6 General Admin and Support Services (GASS)											
	PI 1. Number of departments and/or service units supervised and monitored	DFS Head	1	3/1 (300%)	Forest Conservation Office/Bldg. Maintenance	4.0	4.0	4.0	4.0		
	PI 2. Number of management meetings conducted	DFS Head	4	8/4 (200%)	DFS/CFES Meeting/Emergency Meeting	5.0	5.0	5.0	5.0		
	PI 3. Number of documents evaluated and approved	DFS Head	250	350/250 (140%)	COR, Tree Planting certificates, University Communications	5.0	5.0	5.0	5.0		
	PI 4. Number of academic lecture/laboratory rooms maintained	DFS Head, PBB and JOs	5	10/5 (200%)	B11, B12, ACIAR Lab., A2, A5, AACCUP room, Library, etc.	5.0	5.0	5.0	5.0		
	PI 5. Number of laboratory equipment maintained	DFS Head, DPP and JOs	5	20/5 (400%)	DFS and ACIAR Lab. Equipments	5.0	5.0	5.0	5.0		
	PI 6. Area of lawn maintained (sq.m, approx.)	DFS Head, DPPand JOs	700 sq.m	1,000/700 (142.85%)	Including Nursery area	4.0	4.0	4.0	4.0		
	PI 7. Number of office and laboratory equipment purchased	DFS Head	2	3/2 (150)%	laboratory equipments and Office supplies	5.0	5.0	5.0	5.0		
	PI 8. Zero percent complaint from clients served				No valid Complaint					0 complaint	
	PI 9. Additional Outputs										
	Number of requests for tree cutting/pruning facilitated/acted	DFS Head, Forest Conservation Office	1	3/1 (300%)		5.0	5.0	5.0	5.0		

MFO No.	MFO Description	Success/Performance Indicator (PI)	Units/Persons Responsible	Target	Actual Accomplishments		Rating				Remarks
					% Accom-plishments	Details of Accomplishments	Quality	Efficiency	Timeliness	Average	
		STF monthly report	TAPatindol	5	5/5 (100%)	July-December Reports	4.0	4.0	4.0	4.0	
		No. of forest violators apprehended/dealt with	Forest Conservation Office	5	10/5 (200%)	Firewood gatherers/Bamboo collectors with no permit	5.0	5.0	5.0	5.0	
		No. of bamboo/ firewood collection permits issued	Forest Conservation Office, DPP& DFS Head	5	20/5 (400%)	Residents from Guadalupe, Patag & Brgy. Pangasugan	5.0	5.0	5.0	5.0	
		Annual reports	DFS Head	1	3/1 (100%)	DFS Annual Report, PCCAARD, ACIAR	5.0	5.0	5.0	5.0	
Total Over-all Rating										247	
Average Rating										4.75	
Adjectival Rating						outstanding					

Received by:

Calibrated by:

Recommending Approval:

Approved:

Planning Officer

Date: _____

REMBERTO A. PATINDOL

Chairman, PMT

Date: _____

BEATRIZ S. BELONIAS

Vice President for Instruction

Date: _____

EDGARDO E. TULIN

President

Date: _____