

SUMMARY OF INDIVIDUAL RATINGS OF FACULTY MEMBERS WITH MULTIPLE FUNCTIONS

Rating Period: July-December, 2015

Name of Faculty Member: DINAH M. ESPINA

Program Involvement (1)	Percentage Weight of Involvement (2)	Numerical Rating (Rating x %) (3)	Equivalent Numerical Rating (2x3)
1. Instruction			
a. Head (50%) from IPCR	50.00	4.99	2.50
b. Student (50%) from Teaching Performance Eval'n. By-Students	50.00	5.00	2.50
Total for Instruction	70%	5.00	3.50
2. Research	5%	5.00	0.25
3. Extension	5%	5.00	0.25
4. Administration	20%	5.00	1.00
TOTAL	100%	TOTAL EQUIVALENT NUMERICAL RATING	5.00

EQUIVALENT NUMERICAL RATING:

5.00

Add: Additional Points, if any:

TOTAL NUMERICAL RATING:

5.00

ADJECTIVAL RATING:

OUTSTANDING

Prepared by:

DINAH M. ESPINA

Assoc. Prof. I and Head, DAS-CAFS

Reviewed by:

VICTOR B. ASIO

Dean, CAFS

Approved:

EDGARDO E. TULIN

President

RATING SCALE: 4.6-5.0 Outstanding
3.8-4.5 Very Satisfactory
3.0-3.7 Satisfactory
2.2-2.9 Unsatisfactory
2.1- & below Poor

INDIVIDUAL PERFORMANCE COMMITMENT AND REVIEW (IPCR)

I, **DINAH M. ESPINA**, of the **Department of Animal Science**, commits to deliver and agree to be rated on the attainment of the following targets in accordance with the indicated measures for the period **July, 2016 to December, 2016**.

DINAH M. ESPINA
Ratee

VICTOR B. ASIO
Dean, CAFS


MFO & PAPS	Success Indicators	Task Assigned	Targets	Actual Accomplishment	Rating				Remark(s)
					Q ¹	E ²	T ³	A ⁴	
Advanced Education Services	Full Time Equivalent (FTE)	Instruction (Sick-Vacation Status)	10	16.48	5	5	5	5.00	
	Student Research Advising, Grad Outlines/Manuscripts								
	Graduate outlines approved/submitted	Chairman	2	2	5	5	4	4.67	
	Graduate manuscripts approved	Chairman	0	1	5	5	5	5.00	
	Graduate Advisory Committee								
	Number of graduate advisees graduated within prescribe period	Chairman	0	1	5	5	5	5.00	
	IM's Developed/Revised for Graduate Program								
Higher Education Services	New	Graduate faculty	1	4	5	5	5	5.00	
	Number of Instructional Materials Developed/ Revised and Utilized:								
	New IM's	Developed New IM	0	1	5	5	5	5.00	
	Revised IM's within the last 3 years	Revised IMs/Course Outlines	0	1	5	5	5	5.00	
	Number of degree programs compliant to CMO supervised and implemented	Department Head	1	1	5	5	5	5.00	
	Number of Students advised on consultation and thesis or field practice	Department Head and Adviser	10	135	5	5	5	5.00	
	Number of student organization assisted	Department Head	2	2	5	5	5	5.00	
	Number of Field Practice Reports Checked/Approved	Department Head	10	15	5	5	5	5.00	
	Student Advising and Consultation Services:								
	Number of hours spent on student consultation/field practice reports/advising	Attended to student consultation during consultation schedules	150	359	5	5	5	5.00	

Research Services	Number of R&D Projects/Studies Conducted/ Completed:								
	Job Placement of Graduates of BSA, BSFT, BSDC, and BAS of CAFS VSU Main Campus, Visca, Baybay City Leyte.	Study Leader	1	1	5	5	5	5.00	
	Number of Linkages: Regional	Member	1	1	5	5	5	5.00	
Extension Services	Number of person-days trained	Served as Poultry Production specialist for Farmer Leaders, Ag'l Extension Agents, Social Workers, Disabled People at ATI, VSU	10	30	5	5	5	5.00	
	Number of trainings conducted	Animal Production Specialist for Outstanding of School Youth and AEWs in coordination with ATI for NC II Certification	0	2	5	5	5	5.00	
	Number of beneficiaries served:								
	Private individuals/groups	Served as Animal Science Specialist/consultant to walk-in individuals/beneficiaries	10	50	5	5	5	5.00	
	Commodity teams	Member of RRDCT-Livestock	1	1	5	5	5	5.00	
	Resource person	Served as Resource Person in Organic Poultry Production to Farmer Leaders, Ag'l Extension Agents, Social Workers, Disabled People at ATI, VSU and Agriculturist Board Reviewer	0	2	5	5	5	5.00	
	Number of extension project	Enhancing Agricultural Productivity in the City of Baybay Using the BIDANI Strategy	1	2	5	5	5	5.00	
General Administration and Support Services	Number of faculty/staff/Animal caretakers/GTA managed	Department Head	22	24	5	5	5	5.00	
	Number of academic lec/lab rooms/facilities maintained	Department Head/Lab. In-charge	7	15	5	5	5	5.00	
	Number of animal projects monitored and assisted	Department Head	3	4	5	5	5	5.00	

Number of university meetings (execom and university committees)	Department Head	6	5	5	5	5	5.00	
Percent time for AACUP Accreditation Level IV Preparation	Department Head, Over-all Chairman	10%	15%	5	5	5	5.00	
Areas in DAS AACUP Level IV, Phase II Area IV	Chairman	1	1	5	5	5	5.00	
AACUP areas in MS & MAgDev AACUP	Member	0	1	5	5	5	5.00	
AACUP Areas (1-10) in PhD Ansci PSV	Over-all Chairman	1	1	5	5	5	5.00	
AACUP Areas (3) in PhD Ansci PSV	Chairman	1	1	5	5	5	5.00	
Number of University/college committees	Member	3	4	5	5	5	5.00	
Number of DAS Committees	Member	2	3	5	5	5	5.00	
Number of DAS Committees	Chairman	5	5	5	5	5	5.00	
Percentage attendance to dept meetings	Department Head	100%	100%	5	5	5	5.00	
Number of other DAS rooms monitored (DAS Library, Conference room, Store rooms, SASS Office, Admin. Office, Faculty rooms, toilets, sala, head office)	Department Head	8	15	5	5	5	5.00	
Number of hours spent on monitoring	Department Head	80	154	5	5	5	5.00	
Number of hours on coaching	Department Head	65	122	5	5	5	5.00	
Number of hours spent on performance	Department Head	75	110	5	5	5	5.00	
Number of meeting prepared/minutes corrected	Department Head	6	6	5	5	5	5.00	
Number of documents signed	Department Head	150	452	5	5	5	5.00	
Total Over-all Rating							194.67	

Average Rating (Total Over-all Rating/No. of A ⁴ Entries)		4.99
Additional Points:		
Punctuality	0	
Approved Additional points (with copy of approval)	0	
FINAL RATING		4.99
ADJECTIVAL RATING		OUTSTANDING

Comments & Recommendation for Development Purpose:
--



PRPEO Office

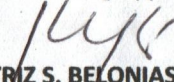
Date: _____

Calibrated by:

REMBERTO A. PATINDOL
Chairman, PMT

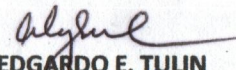

Date: _____

Recommending Approval:


BEATRIZ S. BELONIAS
Vice-President for Instruction

Date: _____

Approved by:


EDGARDO E. TULIN
President 

Date: _____

Legend:

Q¹ - Quality
E² - Efficiency
T² - Timeliness
A⁴ - Average

Rating Scale:

4.6 - 5.0 Outstanding
3.8 - 4.5 Very Satisfactory
3.0 - 3.7 Satisfactory
2.2 - 2.9 Unsatisfactory
2.1 - & below Poor