

SUMMARY OF INDIVIDUAL RATINGS OF FACULTY MEMBERS WITH MULTIPLE FUNCTIONS

Name of Faculty Member: SHEERWINA MAE G. BALOTITE

Program Involvement (1)		Percentage Weight of Involvement (2)	Numerical Rating (Rating x %) (3)	Equivalent Numerical Rating (2x3)
1.	Instruction			
	a. Head (50%) from IPCR	0.50	3.15	1.58
	b. Student (50%) from Teaching Performance Eval'n. By-Students	0.50	5.00	2.50
Total for Instruction		100%	4.08	4.08
2.	Administration and Support Services	0%	0.00	0.00
TOTAL		100%	TOTAL EQUIVALENT NUMERICAL RATING	4.08

EQUIVALENT NUMERICAL RATING:

4.08

Add: Additional Points, if any:

-

TOTAL NUMERICAL RATING:

4.08

ADJECTIVAL RATING:

Very Satisfactory

Prepared by:

Reviewed by:



SHEERWINA MAE G. BALOTITE

Name of Faculty


ROSARIO P. ABELA


Department Head

Recommending Approval:


ALELI A. VILLOCINO

Dean/Director

Approved:

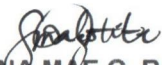

BEATRIZ S. BELONIAS

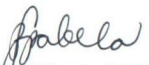
Vice President

Visayas State University
College of Education
VISAYAS STATE UNIVERSITY INTEGRATED HIGH SCHOOL

INDIVIDUAL PERFORMANCE COMMITMENT & REVIEW FORM (IPCR)

I, **SHEERWINA MAE G. BALOTITE**, **Instructor of VSUIHS**, commits to deliver and agree to be rated on the attainment of the following ^{accomplishments} in accordance with the indicated measures for the period January, 2019 to June, 2019.


SHEERWINA MAE G. BALOTITE
Instructor


ROSARIO P. ABELA
Principal, VSUIHS

MFO No.	MFO Description	Success/Performance Indicator (PI)	Units/Persons Responsible	Target	Actual Accomplishment	Rating				Remark
						Quality	Efficiency	Timeliness	Average	
MFO 1	Advanced Education Services 20%									
	1. Graduate Degree Program Management Services									
	0 = 3 1 = 4.8 ≥2 = 5.0	PI 1: Number of graduate degree specializations offered and monitored		NA						
	1.5 - 2.0 = 4.8 > 2 = 5.0	PI 2: Total FTE monitored		NA						
	0-25% = 3.0 26 - 90% = 4.5 >90% = 5.0	PI 3: Percentage of students who graduated within the prescribed period		NA						
	2. Graduate Student Management Services									
	0-25%= 3.0 26-50% = 4.5 >50% = 5.0	PI 1: Percentage of graduate students awarded with honors/distinction		NA						
	0-25%= 3.0 26-50% = 4.5 >50% = 5.0	PI 2: Percentage of graduate students advised who rated the adviser/GAC member at least very satisfactory		NA						

MFO 3 Research Services										
	0 output = 3.0 1 - 2 output = 4.0 3 - 5 output = 4.5 > 5 output = 5.0	PI 1. Number of published papers in peer-reviewed journals <i>In refereed int'l journals</i> <i>In refereed nat'l journals</i> <i>In institutional journals</i>	VSUIHS Faculty		0	3	3	3	3	
		PI 2. Number of patents/Utility Models/copyrights filed and registered	VSUIHS Faculty		0	3	3	3	3.00	
		PI 3. Number of research papers (oral presentation, posters, keynote speaker, plenary speaker) presented in regional/national/ int'l scientific/professional fora and conferences <i>In int'l fora/conferences</i> <i>In nat'l fora/conferences</i> <i>In reg'l fora/conferences</i> <i>In institutional fora/conferences</i>	VSUIHS Faculty		0	3	3	3	3.00	
	0 prop/proj = 3.0 1 - 2 prop/proj = 4.5 3 or more prop/proj = 5.0	PI 4. Number of research studies conducted	VSUIHS Faculty		0	3	3	3	3.0	
		PI 5. Number of research proposals submitted	VSUIHS Faculty		0	3	3	3	3.00	
		PI 6. Number of research proposals approved	Research Committee		0	3	3	3	3.00	
	None = 3.0 100K - 1M = 4.0 1.1M - 5M = 4.5 >5M = 5.0	PI 7. Amount of research money generated from external funding (Thousand PHP)	VSUIHS Faculty		None					

	0-25% = 3.0 50% = 4.5 26-50% = 5.0	PI 3: Percentage of graduate school faculty engaged in research work applied in any of the ff:	VSUIHS Faculty		0	3	3	3	3.00	
		a. Pursuing advanced research degree program	VSUIHS Faculty		0	3	3	3	3.00	
		b. Actively pursuing in the last three years (investigative research, basic and applied scientific research, policy research, social science research)	VSUIHS Faculty		0	3	3	3	3.00	
		c. Producing technologies for commercialization or livelihood improvement	VSUIHS Faculty		0	3	3	3	3.00	
		d. Whose research work resulted in an extension program	VSUIHS Faculty		0.00	3	3	3	3	
MFO 2	Higher Education Services									
	1. Curriculum Program Management Services									
	<15 = 4.0 15 - 17.99 = 4.5 18 & above = 5.0	PI 1: Total FTE monitored (Higher Ed and Basic Ed)	VSUIHS Faculty		28.25	5	5	5	5.00	
	0= 3% 1-25%= 4 26-100% = 5.0	PI 2: Percentage of undergraduate curricular program compliant to CMO, approved and offered		NA						
	below nat'l = 4.0 above nat'l up to 75% = 4.5 76 - 100% = 5.0	PI 3: Average percentage passing in licensure exam		NA						
		PI 4: Percentage of first time licensure exam takers who passed the licensure exam		NA						
	0 graduate = 3.0 100% or more = 5.0	PI 5: Number of graduates who graduated within prescribed period		NA						

No increase = 4 1 - 10% = 4.5 > 10% = 5.0	PI 6: Percentage increase in the number of undergraduate students who graduated within prescribed period		NA					
	PI 7: Percentage of graduates (two years prior) who are employed and/or pursuing graduate studies		NA					
0 linkage = 3.0 1 - 2 linkage = 4.5 >2 = 5.0	PI 8. Number of academe/industry linkages established		NA					
100% = 5.0	PI 9: Number of thesis/special problem students:	VSUIHS Faculty		0	3	3	3	3.00
	a. Thesis outline/manuscript/Case Studies/Special Problems/OJT Narrative Reports/Engineering Projects/Portfolios <u>advised</u>	VSUIHS Faculty		0	3	3	3	3.00
	b. Thesis outline/manuscript/Case Studies/Special Problems/OJT Narrative Reports/Engineering Projects/Portfolios <u>approved</u>	VSUIHS Faculty		0	3	3	3	3.00
0 organization = 3.0 1 organization = 4.0 2 or more = 5.0	PI 10: Number of student organizations advised/ assisted	VSUIHS Faculty		1	4	4	4	4.00
0 IEC = 3.0 1 IEC = 4.0 2 or more = 5.0	PI 11: Number of instructional materials developed/revised	VSUIHS Faculty		3	5	5	5	5.00
	a. OBE-compliant syllabi	VSUIHS Faculty						
	b. Teaching guides/Student guides/ Laboratory Manuals	VSUIHS Faculty						
	c. Complete sets of teacher-developed audio visual materials (powerpoints, videos, computer games, etc)	VSUIHS Faculty						
	d. On-line interactive learning resources per subject	VSUIHS Faculty		0	3	3	3	3.00
	PI 12. Number of instruction-related awards	VSUIHS Faculty		0	3	3	3	3.00


	None = 3.0 50K = 4.5 >50K = 5.0	PI 8. Amount of research money generated from institutional funding (Thousand PHP)	VSUIHS Faculty		None					
	0 awards = 3.0 1 award =4.5 2 or more = 5.0	PI 9. Number of research outputs in the last three years utilized by the industry or other beneficiaries	VSUIHS Faculty		0	3	3	3	3.00	
		PI 10. Number of research projects/studies completed within the year	VSUIHS Faculty		0	3	3	3	3.00	
		PI 11. Number of research-related awards (research conducted by faculty or student w/ faculty)	VSUIHS Faculty		0	3	3	3	3.00	
MFO 4 Extension Services										
	0 pds = 3.0 100 - 500 pds = 4.5 >500 pds = 5.0	PI 1. Number of trainees weighted by the length of training	VSUIHS Faculty		0	3	3	3	3.00	
	0 training = 3.0 1 training = 4.0 2 or more = 5.0	PI 2: Number of trainings conducted	VSUIHS Faculty		0	3	3	3	3.00	
	0 IEC = 3.0 1 IEC = 4.0 2 or more = 5.0	PI 3. Number of IEC materials/techno-guides developed/used	VSUIHS Faculty		0	3	3	3	3.00	
	0 group/ind = 3.0 1 grp/ind = 4.0 > 2 or more = 5.0	PI 4. Number of beneficiaries served	VSUIHS Faculty		0	3	3	3	3.00	
		<i>Groups</i>								
		<i>Individuals</i>								
	0 services = 3.0 1 - 10 services = 4.0 10 - 20 services = 4.5 >20 services = 5.0	PI 5. Number of technical/expert services provided/rendered	VSUIHS Faculty		0	3	3	3	3.00	
		<i>Research Mentoring</i>			0					
		<i>Peer reviewers/Panelists</i>			0					
		<i>Resource Persons</i>			0					
		<i>Convenor/Organizer</i>			0					
		<i>Consultancy</i>			0					
		<i>Evaluator</i>			0					

	0 proposal = 3.0 1 - 2 proposals = 4.5 3 or more prop = 5.0	PI 6. Number of extension projects conducted	VSUIHS Faculty		0	3	3	3	3.00	
		PI 7. Number of extension proposals submitted	VSUIHS Faculty		0	3	3	3	3.00	
		PI 8. Number of extension proposals approved	VSUIHS Faculty		0	3	3	3	3.00	
	None = 3.0 100K - 1M = 4.0 1.1M - 5M = 4.5 >5M = 5.0	PI 9. Amount of extension money generated from external funding (Thousand PHP)	VSUIHS Faculty		0	3	3	3	3.00	
	None = 3.0 50K = 4.5 >50K = 5.0	PI 10. Amount of extension money generated from institutional funding (Thousand PHP)	VSUIHS Faculty		0	3	3	3	3.00	
	0 awards = 3.0 1 award = 4.5 2 or more = 5.0	PI 11. Percentage of beneficiaries who rated the training course and advisory services as satisfactory or higher in terms of quality and relevance	VSUIHS Faculty		0	3	3	3	3.00	
		PI 12. No. of extension-related awards (extrn. conducted by faculty or student & faculty)	VSUIHS Faculty		0	3	3	3	3.00	
MFO 5	Support to Operations (STO)									
	1. Faculty Development Services									
	0 faculty = 4 1 - 2 faculty = 4.5 >3 faculty = 5.0	PI 1: Number of faculty pursuing advanced degree programs	OVPI, ODAHRD, SFAC, Department		0					
	2. Faculty Recruitment/Hiring Services									
	0 faculty = 4 1 - 2 faculty = 4.5 >3 faculty = 5.0	PI 2: Number of faculty recruited/hired aligned with university RSP policy and competency-based HRM	VSULHS Personnel committee & APB		0					


3. Faculty Evaluation Services									
0 event = 3.0 1 - 2 events = 4.5 3 or more events = 5.0	PI 3: Number of seminars/trainings/ conventions/workshops organized/coordinated for the entire university	OVPRE		0					
0 event = 3.0 1 - 2 events = 4.5 3 or more events = 5.0	PI 4: Number of seminars/trainings/ conventions/workshops organized/coordinated outside the university	OVPRE		0					
90 - 100% = 5.0 60 - 89% = 4.5 <60% = 4.0	PI 5: Percentage of faculty rated by students with at least very satisfactory rating of the subjects evaluated	OVPI, Department, admin staff		80					
0 event = 3.0 1 - 2 events = 4.5 3 or more events = 5.0	PI 6: Number of college/department- level seminars/trainings/workshops/ reviews conducted/ attended/ facilitated	OVPRE		1					
4. Program and Institutional Accreditation Services									
100% programs = 5.0 <100% programs = 4.5	PI 1: Number of degree programs which passed accreditation/evaluation at least Level 1		NA						
100% compliant = 5.0 <100% compliant = 4.5	PI 2: Degree program compliant with CHED requirements		NA						

MFO 6 General Admin. & Support Services (GASS)									
0 complaint = 5.0 1 or more = 4.5	PI 1. Zero complaint from clients (complaints dropped in suggestion boxes, complaints on change of grades and other complaints)	OVPI, College, Department, Units		0					
	PI 2. Number of complaints addressed within the prescribed time	OVPI, College, Department, Units		0					
	PI 3: Additional Outputs								
No initiative = 3.0 1 initiative = 4.5 2 or more initiatives = 5.0	Best practices/new initiatives/innovations	OVPI, College, Department, Units		1					
	Values Restoration Program								
Total Over-all Rating		107.00							
Average Rating (Total Over-all rating)		3.15							
Additional Points:				Comments & Recommendations for Development Purpose: <i>She diligently accomplishes tasks assigned to her.</i>					
Punctuality									
Approved Additional points (with copy of approval)									
FINAL RATING									
ADJECTIVAL RATING		Satisfactory							

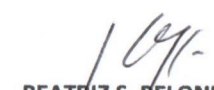
Evaluated & Received by:


SHALOM GRACE C. SUGANO
 Department Head
 Date:

Recommending Approval:


ALELI A. VILLOCINO
 Dean, College of Education
 Date:

Approved by:


BEATRIZ S. BELONIAS
 Vice Pres. for Instruction
 Date:

Legend:

Q¹ - Quality
 E² - Efficiency
 T² - Timeliness
 A⁴ - Average

Rating Scale:

4.6 - 5.0 Outstanding
 3.8 - 4.5 Very Satisfactory
 3.0 - 3.7 Satisfactory
 2.2 - 2.9 Unsatisfactory
 2.1 - & below Poor

PERFORMANCE MONITORING FORM


Name of Employee: SHEERWINA MAE G. BALOTITE

Task No.	Task Description	Expected Output	Date Assigned	Expected Date to Accomplish	Actual Date Accomplished	Quality of Output*	Over-all Assessment of Output**	Remarks / Recommendation
1	Teach English IV	Deliver quality learning to students in the junior high school	January 2019	June 2019	June 2019	Very impressive	Outstanding	
2	Revised syllabi in English IV within the school year	Revised syllabi that addresses the needs of learners	January 2019	June 2019	June 2019	Very impressive	Outstanding	
3	Develop teaching English IV	A more comprehensive ppt presentation	January 2019	June 2019	June 2019	Very Impressive	Outstanding	
4	Develop teaching guide/ handouts	Develop teaching guide and handouts suitable to junior high school students	January - June 2019			Very impressive	Outstanding	
5	Number of student-related activities assisted	Assisted eleven (11) student related activities	January - June 2019			Very Impressive	Outstanding	
6	Field study students assisted	Assisted three (3) field study students from the college of education	January - June 2019			Very Impressive	Outstanding	
7	Special assignments from the principal	Guidance Facilitator	January - June 2019			Very Impressive	Outstanding	

* Either very impressive, impressive, needs improvement, poor, very poor

** Outstanding, very satisfactory, satisfactory, unsatisfactory, poor

Prepared by:


SHARIE GRACE C. SUGANO
Unit Head

EMPLOYEE DEVELOPMENT PLAN

Name of Employee: Ms. Sheerwina Mae G. Balotite

Performance Rating: Very Satisfactory

Aim: To produce instructional materials on subjects handled.

Proposed Interventions to Improve Performance:

Date: January 2019

Target Date: March to June 2019

First Step:

To produce at least 1 IM/subject.

Result:

Carry out responsibilities as an instructor and use the IM's produced to facilitate
Students' learning.

Date: January 2019

Target Date: March 2019

Next Step:

Attend seminars related to the field of specialization.

Outcome: Achieved goals and objectives in instruction.

Final Step/Recommendation:

Carry out responsibilities as an instructor.

Prepared by:


SHALOM GRACE C. SUGANO, Ph.D.

Unit Head

Conforme:


SHEERWINA MAE A. GONZAGA, M.Ed.

Name of Ratee Faculty/Staff