

## Exhibit J

### SUMMARY OF INDIVIDUAL RATINGS OF FACULTY MEMBERS WITH MULTIPLE FUNCTIONS

Name of Faculty Member: BEATRIZ S. BELONIAS

Program Involvement (1)	Percentage Weight of Involvement (2)	Numerical Rating (Rating x%) (3)	Equivalent Numerical Rating (2x3)
1. Instruction		15	0.67
a. Head/Dean (50%)	4.97	50	2.49
b. Students (50%)	4.00	50	2.00
TOTAL for Instruction			4.96
2. Research	4.87	25	1.22
3. Extension	4.83	5	0.24
4. Administration	4.96	55	2.73
<b>TOTAL</b>			<b>4.86</b>

EQUIVALENT NUMERICAL RATING: 4.86

Add: Additional Points, if any:

TOTAL NUMERICAL RATING:

FINAL NUMERICAL RATING

ADJECTIVAL RATING:

OUTSTANDING

Prepared by:

BEATRIZ S. BELONIAS

Name of Faculty

Reviewed by:

ANALYN M. MAZO

Department Head

Approved:

EDGARDO E. TULIN  
President





No. of clients seeking expert services as subject matter specialist ( plant identification)	BSBelonias,	4	11	5	4.5	5	4.83	
No. of extension projects conducted	BSBelonias,	1	1.00%	5	5	5	4.83	

#### **OFFICE OF THE VICE PRESIDENT FOR INSTRUCTION**

##### **OVPI MFO 1. Higher Education Services**

PI 1: Total FTE monitored	OVPI, Department	20	27.28	5	5	5	5.00	
PI 2: Number of new undergraduate curricular program compliant to CMO, approved and offered	OVPI, Department, Univ. Curriculum Committee	NA	NA					
PI 3: Number of existing curriculum proposal subjected to evaluation and compliant to CMO	OVPI, Department, University Curriculum	0	27	5	5	5	5.00	
<i>Number of curriculum programs subjected to regional evaluation</i>	OVPI, Department, University Curriculum Committee		18	5	5	5	5.00	
<i>Number of curriculum programs applying for Certificate of Program Compliance (COPC)</i>	OVPI, Department, University Curriculum		3	5	5	5	5.00	
PI 4: Percentage increase in number of undergraduate students enrolled	OVPI, Registrar, College,	0%	0.00%	5	5	5	5.00	
PI 5: Percentage increase in the number of undergraduate students who graduated within prescribed period	OVPI, Registrar, College, Department	10%	33.00%	5	5	5	5.00	
PI 6: Percentage passing of students in licensure board examination over the national passing	OVPI, Department, Registrar, URC	141%	138%	4	5	5	4.67	

##### **OVPI MFO 2. Student Management Services**

PI 1: Percentage increase of students enrolled in different degree programs	OVPI, Department,	0%	0.00%	5	5	5	5.00	
PI 2: Number of students awarded with scholarship/fellowship/grants/assistantships	OVPI, Department, Registrar, USSO, Units	1100	1260	5	5	5	5.00	
PI 3: Number of graduates gainfully employed in jobs related to their undergraduate	OVPI, Department,	180	230	5	5	5	5.00	
PI 4: Number of students availing of dormitory facilities	OVPI, USSO	1800	1800	4	5	5	4.67	
PI 5: Number of undergraduate students awarded with honors/distinction	OVPI, Department,	250	703	5	5	5	5.00	

#### **UMFO 5. Support to Operations (STO)**

##### **OVPI MFO 1. Faculty Development Services**

PI 1: Number of faculty pursuing advanced research degree programs facilitated, monitored and assisted	OVPI, ODAHRD, SFAC, Department	20	86	5	5	5	5.00	
PI 2: Number of faculty availing of scholarships		20	50					
VSU Fellowship/Financial Assitantship			136					






	National			85					
	International			10					
	PI 3: Number of faculty sent for trainings, seminars, conferences		15	123	5	5	5	5.00	
	Local			1					
	Regional			26					
	National			46					
	International			50					
<b>OVPI MFO 2. Faculty Recruitment/Hiring Services</b>									
	PI 1: Number of faculty recruited/hired aligned with ISO standards	OVPI, ODAHRD, APB,	5	5	4	5	5	4.67	
<b>OVPI MFO 3. Faculty Evaluation Services</b>									
	PI 1: Percentage of faculty rated by students with at least very satisfactory rating in 50% of the subjects evaluated	OVPI, Department, admin staff	65%	95%	5	5	5	5.00	
<b>OVPI MFO 4. Admission &amp; Registration Services</b>									
	PI 1: Number of graduating junior high school (K10) students promoted to SHS	OVPI, USSO, Registrar's Off	200	251	5	5	5	5.00	
	PI 2: Number of students enrolled and validated within scheduled regular registration	OVPI, USSO, Registrar's Off	300 / 3000	373 / 6199	5	5	5	5.00	
<b>OVPI MFO 5. Guidance and Counseling &amp; Support to Students Services</b>									
	PI 1: Number of guidance activities conducted	OVPI, USSO	1	3	5	5	5	5.00	
	PI 2: Percentage of students who have availed of guidance and counseling services	OVPI, USSO	80%	100%	5	5	5	5.00	
	PI 3: Number of students awarded scholarship and grants	OVPI, USSO	1,000	2,570	5	5	5	5.00	
	PI 4: Number of best practices on students services implemented	OVPI, USSO							
<b>OVPI MFO 6. Library Services</b>									
	PI 1: Percentage increase in the number of students, faculty and staff availing the Library services	OVPI, Univ Lib	95%	99%	5	5	5	5.00	
	PI 2: Percentage increase in the number of students, faculty, researchers and staff availing the Library resources and facilities	OVPI, Univ Lib	95%	99%	5	5	5	5.00	
	PI 3: Number of best Library practices introduced which increase demand to avail of Library services	OVPI, Univ Lib	6	8	5	5	5	5.00	
<b>OVPI MFO 7. Distance Education Services</b>									
	PI 1: Number of distance education curricular programs implemented	OVPI, OGS, OPO,	4	5	5	5	5	5.00	
	PI 2: Percentage increase in the number of extramural students enrolled	OVPI, OGS, OPO,	1%	15.78%	5	5	5	5.00	
	PI 3: Number of extramural students graduated within the prescribed period	OVPI, OGS, OPO,	2	2	4	5	5	4.67	

<b>OVPI MFO 8. Program and Institutional Accreditation Services</b>									
PI 1: Number of graduate degree program specializations which passed accreditation/evaluation of at least Level 1	OVPI, QAC, OGS, Department	5	8	5	5	5	5.00		
PI 2: QMS on faculty recruitment, development & performance evaluation aligned with ISO standards	OVPI, QAC, ODAHRD	50%	65%	5	5	5	5.00		
PI 3: Number of degree programs compliant with CHED	OVPI, QAC, College, Department	13	17	5	5	5	5.00		
PI 4: Readiness to SUC levelling by CHED & DBM	OVPI, QAC, Department	40%	100%	5	5	5	5.00		
<b>OVPI MFO 9. Development Broadcasting &amp; Communication Services</b>									
PI 1: Number of technical services rendered	OVPI, DYDC	70	120	5	5	5	5.00		
PI 2: Number of radio programs developed and aired	OVPI, DYDC	120	157	5	5	5	5.00		
PI 3: Number of guests invited and interviewed on air	OVPI, DYDC	20	20	5	5	5	5.00		
PI 4: Number of beneficiaries/clientele served	OVPI, DYDC	100	130	5	5	5	5.00		
PI 5: Number of queries served on time	OVPI, DYDC	100	800	5	5	5	5.00		
PI 6: Number of student interns supervised	OVPI, DYDC	5	13	5	5	5	5.00		
<b>UMFO 6. General Administration and Support Services (GASS)</b>									
<b>OVPI MFO 1. Administrative and Facilitative Services</b>									
PI 1: Number of colleges, departments & support units supervised, monitored & coordinated	OVPI, College, Department	45	45	4	5	5	4.67		
PI 2: Number of management meetings conducted	OVPI, College, Department	40	55	5	5	5	5.00		
PI 3: Number of documents acted	OVPI, College, Department	850	3000	5	5	5	5.00		
PI 2: Number of university committees/ boards/council chaired & coordinated	OVPI, College, Department	6	7	5	5	5	5.00		
PI 3: Number of personnel policies reviewed and endorsed to UADCO & approved by BOR	OVPI, ODAHRD, PRPEO, College, Department	1	3	5	5	5	5.00		
PI 4: Number of academic related policies reviewed and endorsed to UADCO & approved by BOR	OVPI, College, Department	1	3	5	5	5	5.00		
PI 5: Number of frontline academic services monitored and ensured to be customer friendly & efficient and citizens charter posted conspicuously	OVPI, College, Department, Units	13	13	4	5	5	4.67		
PI 6: No. of new faculty recruited/hired using procedures aligned with ISO standards	OVPI, ODAHRD, PRPEO, APB, College, Department	100	146	5	5	5	5.00		
PI 7: No. of newly hired faculty oriented with university policies and procedures	OVPI, ODAHRD, PRPEO	20	45	5	5	5	5.00		
PI 8: Percentage of faculty evaluated by their students	OVPI, PRPEO, Department,	88%	100%	5	5	5	5.00		

	PI 9: Percentage implementation of SPMS & PBB	PMT	88%	100%	5	5	5	5.00	
<b>OVPI MFO 2. Frontline Services</b>									
	PI 1. Efficient and customer-friendly frontline service	Zero percent of complaints not acted	0	Minor complaints	5.0	5.0	5.0	5.00	
	<b>Best practices/new initiatives</b>	All offices under the							
	<i>Raise the honorarium of Department Heads to be at par with Institute Directors</i>				5	5	5	5.00	
	<i>Provide cash incentives to editor-in-chief, associate editors, reviewers and authors of Science and Humanities Journal of OGS</i>				5	5	5	5.00	
	<i>Conducted almost weekly meetings of the University curriculum Committee to deliberate on proposed revisions of undergraduate curricular in compliance to CMO</i>				5	5	5	5.00	
	<i>Proposal to enhance the entry level positions of newly hired faculty and returning scholars</i>				5	5	5	5.00	
	<i>Proposal to offer MS Forestry on weekends</i>				5	5	5	5.00	
	<i>Use of TPES Summary to support a faculty's QCE for the NBC 461</i>				5	5	5	5.00	
Total Over-all Rating					323.80	328.90	329.10	326.98	
Average Rating					4.69	4.77	4.77	4.74	
Adjectival Rating									

Average Rating (Total overall rating divided by 4)	
Additional Points: Punctuality	
Approved additional points (with copy of approval)	
FINAL RATING	4.97
ADJECTIVAL RATING	OUTSTANDING

Evaluated and Rated by:		APPROVED:	
 <b>ANNALYN M. MAZO</b> Department Head Date: _____		 <b>EDGARDO E. TULIN</b> President Date: _____	
 <b>EDGARDO E. TULIN</b> President Date: _____			