

**Exhibit K****SUMMARY OF INDIVIDUAL RATINGS OF FACULTY MEMBERS  
WITH MULTIPLE FUNCTIONS**Name of Faculty Member: **ULDERICO B. ALVIOLA**


Program Involvement (1)	Percentage Weight of Involvement (2)	Numerical Rating (Rating x%) (3)	Equivalent Numerical Rating (2x3)
1. Instruction			
a. Head/Dean (50%)		5.0x50%=2.50	
b. Students (50%)		3.00x50% = 1.50	
Total for Instruction	45%	4.00	1.80
2. Research			
a. Client/Dir. For Research (50%)		5.0x 50% = 2.50	
b. Dept. Head/Center Director (50%)		5.0x 50% = 2.50	
Total for Research	30%	5.00	1.5
3. Extension			
a. Client/Dir. For Extension (50%)		5.0 x 50%) = 2.50	
b. Dept Head/Center Director (50%)		5.0 x 50% = 2.50	
Total for Extension	15%	5.00	0.75
4. Administration	10%	5.00	0.50
<b>TOTAL</b>			<b>4.55</b>

EQUIVALENT NUMERICAL RATING: 4.55


Add: Additional Points, if any:

TOTAL NUMERICAL RATING: 4.55ADJECTIVAL RATING: **OUTSTANDING**

Prepared by:

  
**ULDERICO B. ALVIOLA**  
Name of Faculty


Reviewed by:

  
**CHRISTINA A. GABRILLO**  
Department Head

Recommending Approval:


  
**VICTOR B. ASIO**  
Dean/Director

Approved:

  
**BEATRIZ S. BELONIAS**  
VP for Academic Affairs

INDIVIDUAL PERFORMANCE COMMITMENT & REVIEW FORM (IPCR)

I, **ULDERICO B. ALVIOLA**, a faculty member of the **DEPARTMENT OF DEVELOPMENT COMMUNICATION** commit to the deliver and agreed to be rated on the attainment of the following accomplishments in accordance with the indicated measures for the period **JANUARY TO JUNE 2021**.



**ULDERICO B. ALVIOLA**

Affiliate Faculty

Date: \_\_\_\_\_

Approved:



**CHRISTINA A. GABRILLO**

Department Head

Date: \_\_\_\_\_

MFO No.	Description of MFO's/PAPs	Success/ Performance Indicators (PI)	Tasks Assigned	Target	Actual Accomplish-ment	Rating				REMARKS (Indicators in percentage should be supported with numerical values in numerators and denominators)
						Quality	Efficiency	Timeliness	Average	
MFO 1: Higher Education Services										
	Curricular Program Management Services	PI 1. Total Full-time Teaching Equivalent (FTE)	Handles subjects/courses assigned	6.36	7.95	5.0	5.0	5.0	5.0	
		PI 2. Number of students advised								
		On thesis/ field practice	As Adviser & SRC Member	5.00	12.00	5.0	5.0	5.0	5.0	
		Student organizations assisted on student related activities	DORM, UISB	1.00	2.00	5.0	5.0	5.0	5.0	
		Revised syllabi	Handles subjects/courses assigned	1.00	4.00	5.0	5.0	5.0	5.0	



		Revised Powerpoint lect. presentation (per course)	Handles subjects/courses assigned	1.00	2.00	5.0	5.0	5.0	5.0	
<b>Total Rating for Instruction</b>									<b>25.0</b>	
<b>Average Rating for Instruction</b>									<b>5.0</b>	
<b>MFO 2: Research Services</b>										
	Research Services	<b>PI 3.</b> Number of research outputs presented in regional/national/ int'l fora/conferences								
		In institutional fora/conferences	AMIC, PACE, ADCEP,	1.00	4.00	5.0	5.0	5.0	5.0	
<b>Total Rating for Research</b>									<b>5.0</b>	
<b>Average Rating for Research</b>									<b>5.0</b>	
<b>MFO 3: Extension Services</b>										
	<b>Extension Services</b>	<b>PI 4.</b> Number of person-days trained weighted by length of training	To serve as resource person/paper presenter in trainings/seminar-workshops	50.00	100.00	5.0	5.0	5.0	5.0	
		<b>PI 5.</b> Number of beneficiaries served								
		Groups	SUCs/Govt. Agencies	1.00	1.00	5.0	5.0	5.0	5.0	
		Individuals	Info officers/faculty	20.00	250.00	5.0	5.0	5.0	5.0	
		<b>PI 6.</b> Number of extension projects conducted and/or completed on schedule	To spearhead in the conduct of at least one extension activity/project	1.00	1.00	5.0	5.0	5.0	5.0	
		<b>PI 7.</b> Amount of extension money generated from external funding (Thousand PHP)	With CHED-COD		1,330,000.00	5.0	5.0	5.0	5.0	