

# SUMMARY OF INDIVIDUAL RATINGS OF FACULTY MEMBERS WITH MULTIPLE FUNCTIONS

Name of Faculty Member: **GLORIA E. BANCALE**

Program Involvement (1)	Percentage Weight of Involvement (2)	Numerical Rating (Rating x%) (3)	Equivalent Numerical Rating (2x3)
1. Instruction			
a. Head/Dean (50%)	4.6	$4.6 \times 50\% = 2.3$	
b. Students (50%)	5	$5 \times 50\% = 2.5$	
TOTAL for Instruction		$5 \times 70\%$	3.5
2. Research	5	15%	0.75
3. Extension	5	10%	0.50
4. Administration	5	5%	0.25
5. Production			
TOTAL			5


EQUIVALENT NUMERICAL RATING: 5

Add: Additional Points, if any:

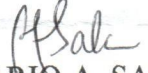
TOTAL NUMERICAL RATING: 5

ADJECTIVAL RATING: 0


Prepared by:

  
GLORIA E. BANCALE  
Name of Faculty

Reviewed by:

  
ROSARIO A. SALAS  
Head, DOH

Approved:


  
EDGARDO E. TULIN  
President




Visayas State University  
OFFICE OF THE VICE PRESIDENT FOR INSTRUCTION  
Visca, Baybay City, Leyte

INDIVIDUAL PERFORMANCE COMMITMENT & REVIEW (IPCR)

I, GLORIA E. BANCALE Assistant Professor, commits to deliver and agree to be rated on the attainment of the following targets in accordance with the indicated measures for the period July to December 2016.

  
GLORIA E. BANCALE, Ph.D  
Assistant Professor  
Date: \_\_\_\_\_

  
ROSARIO A. SALAS, Ph.D  
Head, DOH  
Date: \_\_\_\_\_

MFOs and Performance Indicators	Success Indicator (SI)		Task Assigned	Target	Actual Accomplishment	Quality	Efficiency	Timeliness	Average	Remark
MINIMUM PIS PER MFO FOR ACADEMIC DEPARTMENT'S OPCR										
UMFO 1	ADVANCED EDUCATION SERVICES									
	OVPI MFO 1	Graduate Degree Program Management Services	Advise grad. Students							
	PI 1	Graduate degree program monitored								
	PI 2*	Total Graduate FTE monitored		1	1	5	5	5	5	GAC member to 1 MS student
	PI 3.	Percentage Increase in number of graduate students enrolled								
	PI 4	Percentage Increase in number of graduate students who graduated within prescribed period								
	OVPI MFO 2	Graduate Student Management Services								
	PI 1	Number of graduate students awarded with scholarships/ assistantships								
	PI 2	Percentage of graduate students awarded with scholarship/ assistantship who graduated within the prescribed period								
	PI 3	Number of graduate students awarded with honor/distinction upon graduation								
	PI 4	Number of graduate students advised	Teach undergraduate courses and advise thesis							
UMFO 2	HIGHER EDUCATION SERVICES									
	OVPI MFO 1	Curriculum Program Management Services								
	PI 1*	Total Undergraduate FTE monitored		6	16.95	5	5	5	5	Pis refer to Table 1
	PI 2	Number of undergraduate curricular programs compliant to CMO approved and offered								
	PI 3	Averaged passing percentage in licensure examinations in mandated program								
	PI 4	Number of undergraduate graduates in mandated programs graduated within the prescribed period								
	PI 5	Percentage increase in the number undergrad students who graduated within the prescribed period								
	PI 6	Percentage increase in the number undergrad students enrolled								



	P1 7	Number of academe/industry linkage established							
	P1 8	Number of students advised		6					
	P1 9	Number of student organizations advised/assisted							
	P1 10	Number of instructional materials developed							
	P1 1*	Number of published papers in Internationally Indexed Journals							
		referenced int'l journals							
		referenced nat'l journals							
		Institutional Journals							
	P1 2*	Number of research outputs presented in regional/national/							
		International for a/conferences							
		national for a/conferences							
		institutional for a/conferences							
	P1 3	Number of research projects conducted and/or compiled on scheduled							
	P1 4	Number of research proposals submitted							
	P1 5	Percent of research proposals approved							
	P1 6	Amount of research money generated from external funding							
	P1 7	Amount of research money generated from institutional funding							
	P1 8	Additional outputs							
		Number of research-related awards (faculty & student/faculty)							
		Make extension proposals, implement extension project							
		Conduct trainings, make extension materials							
UMFO 4									
		EXTENSION SERVICES							
	P1 1	Number of person-days trained weighted by length of train		32					
	P1 2	Number of trainings conducted		1					
	P1 3	Number of IEC materials/technologies developed/used							
	P1 4	Number of beneficiaries served							
		Groups							
		Individuals							
	P1 5	Number of technical/expert services							
		Research Mentoring							
		Peer reviewers/Panelist							
		Resource Persons		1					
		Convener/Organizer							
		Consultancy		1					
		Evaluator							
	P1 6	Number of extension projects conducted							
	P1 7	Number of extension proposals submitted							
	P1 8	Percent of extension proposals approved							
	P1 9	Amount of extension money generated from external funding							
	P1 10	Amount of extension money generated from institutional funding							
	P1 11	Additional outputs							
		Number of extension-related awards (extension conducted by faculty and faculty & student)							
UMFO 5									
		SUPPORTING TO ORGANIZATIONS							
	OVPI MFO 1	Faculty Development Services							
	P1 1	Number of faculty pursuing advanced research degree programs (PhD) facilitated, monitored & assisted							



