

Exhibit K**SUMMARY OF INDIVIDUAL RATINGS OF FACULTY MEMBERS
WITH MULTIPLE FUNCTIONS**Name of Faculty Member: FELY C. FALCONE

Program Involvement (1)	Percentage Weight of Involvement (2)	Numerical Rating (Rating x%) (3)	Equivalent Numerical Rating (2x3)
1. Instruction			
a. Head/Dean (50%)		$5 \times 0.5 = 2.5$	
b. Students (50%)		$4 \times 0.5 = 2$	
Total for Instruction	60%	4.5	2.7
2. Research			
a. Client/Dir. for Research (50%)			
b. Dept. Head/Center Director (50%)			
Total for Research	15%	4.67	0.7
3. Extension			
a. Client/Dir. for Extension (50%)			
b. Dept Head/Center Director (50%)			
Total for Extension	20%	4.72	0.944
4. Administration			
5. Others	5%	4.85	0.243
TOTAL			4.587

EQUIVALENT NUMERICAL RATING: 4.59

Add: Additional Points, if any:

TOTAL NUMERICAL RATING: **4.59**ADJECTIVAL RATING: **OUTSTANDING**

Prepared by:

FELY C. FALCONE

Name of Faculty

Reviewed by:

ROBELYN T. PIAMONTE

Department Head

Recommending Approval:

SUZETTE B. LINA

Dean/Director

Approved:

ROTACIO S. GRAVOSO

Vice President for Academic Affairs

INDIVIDUAL PERFORMANCE COMMITMENT & REVIEW FORM (IPCR)

I, **FELY C. FALCONE**, faculty member of the **DEPARTMENT OF PEST MANAGEMENT** agree to deliver and to be rated on the attainment of the following accomplishments in accordance with the indicated measures for the period **JANUARY - JUNE 2024**.

Ratee:

FELY C. FALCONE

Instructor

Date: **JUL 19 2024**

Approved:

ROBELYN T. PIAMONTE

Head, DPM

Date: **JUL 23 2024**

SUZETTE B. LINA

Dean, CAFS

Date: **JUL 25 2024**

MFO No.	Description of MFO's/PAPs	Success/ Performance Indicators (PI)	Tasks Assigned	Target (Jan-June)	Actual Accomplishment	Rating				REMARKS (Indicators in percentage should be supported with numerical values in numerators and denominators)
						Quality	Efficiency	Timeliness	Average	
UMFO 1. ADVANCED EDUCATION SERVICES										
OVPI MFO 2. Graduate Student Management Services										
	PI : Total FTE monitored*	A1. Actual Faculty's FTE	Handles subjects/courses assigned							
	PI 10: Additional outputs	A2. Number of students advised	Acts as academic adviser to graduate students							
		A3 . Number of students entertained for consultation purposes	Entertains students seeking consultation with faculty							

		A4 . Number of Graduate reports checked	Checks reports required for graduate subject							
		A5 . Number of Graduate examinations conducted and checked	Conducts and checks examinations for graduate subject handled							
		A6 . Number of Graduate grade sheets submitted	Submits gradesheets for graduate subjects							
		A7 . Number of comprehensive examination conducted	Conducts comprehensive examination for graduate students							
		A8 . <i>Supplemental learning resources</i>	<i>Prepares Instructional learning resources for graduate subjects</i>							
UMFO 2. HIGHER EDUCATION SERVICES										
OVPI UMFO 3. Higher Education Management Services										
	PI 10: Total FTE, coordinated, implemented and monitored *	A1. Actual Faculty's FTE	<i>Handles and teaches courses assigned</i>	10	26.95	5	5	5	5-0	
	PI 15. Number of instructional materials/syllabi approved	A2. Number of instructional materials/syllabi approved	<i>Prepares instructional materials/syllabi for approval</i>							
	PI 16: Percentage of courses offered with final grades submitted within the allowable period	A 3. Percentage of courses offered with final grades submitted within the allowable period	Submits grade sheets within allowable period	100%	100%	5	5	5	5-0	

	PI 18: Percentage of courses rated at least VS in the Teaching Performance Evaluation by Students (TPES)	A 4. Percentage of courses rated at least VS in the Teaching Performance Evaluation by Students (TPES)	Receives at least a VS in the Teaching Performance by students (TPES)	50%	100%	5	5	5	5.0	
	PI 19: Additional Outputs	A 10. Number of long examinations administered and checked	Administers and checks long examination for subjects taught	5	8	5	5	5	5.0	
		A 11. Number of quizzes administered and checked	Prepares and checks quizzes for lec and lab	30	54	5	5	5	5.0	
		A 12. Number of lab reports and term papers checked and graded	Checks lab reports and term papers submitted as required	2	12	5	5	5	5.0	
		A 13. Number of grade sheets submitted within prescribed period	Prepares gradesheet and submits on or before deadline	3	8	5	5	5	5.0	
		A 14. Number of Student organizations assisted on student related activities	Assists student organizations in implementing student related activities							
		A.19. Awards received	Receives International/ National/Regional award							
UMFO 3 . RESEARCH SERVICES										
	PI 1. Number of research outputs in the last three (3) years utilized by the industry or by other beneficiaries *	A20. Number of research outputs in the last three (3) years utilized by the industry or by other beneficiaries *	Conducts research for possible utilization by industry or other beneficiaries							

			Developes and submits research paper for publication in referreed international/national indexed journal							
	PI 2. Number of research outputs completed within the year *	A 21. Number of research outputs completed within the year *	Conducts and completes research project within the year							
			Number of Projects/Studies Implemented	1	1	4	5	5	4.67	Study leader of research project VSU-IP-2022-2
	PI 3: Number of research outputs presented in regional/national/ int'l fora/conferences	A 22. Number of research outputs presented in regional/national/ int'l fora/conferences *	Prepares, submits and presents research paper in scienfic fora/conferences							
		<i>a. International</i>								
		<i>b. National</i>								
		<i>c. Regional or Institutional Conferences</i>	Prepares, submits and presents research paper in scienfic for a/conferences		1	4	5	5	4.67	VSU-IP-2022-2
	PI 7: Amount of research money obtained from external sources	A 23. Amount of research money obtained from external sources	Requests for research money from external sources							
			Number of Proposals Approved for Funding							
			Funds Generated							


		A.24. Number of Proposals developed and submitted	Developed and submit proposal							
UMFO 4. EXTENSION SERVICES										
	PI 1: Number of active partnerships with LGUs, industries, NGOs, NGAs, SMEs, and other stakeholders as a result of extension activities (MOUs/MOAs)	A 32. Number of active partnerships with LGUs, industries, NGOs, NGAs, SMEs, and other stakeholders facilitated and maintained	Identifies and links with probable partners for extension activities and maintains this active partnership							
	PI 2. Number of trainees weighted by the length of training	A 33. Number of trainees weighted by the length of training	Conducts trainings among beneficiaries of technologies for transfer	5	5	4	4	5	4.33	Webinar attendees of Pest Clinic activities
	PI 3: Number of extension programs and projects	A 34. Number of extension programs and projects	Implements extension programs and projects	1	2	5	5	5	5.0	Pest Clinic Project Leader and Component 2 Leader
	PI 4: Percentage of beneficiaries who rated the training course/s as satisfactory or higher in terms of quality and relevance	A 35. Percentage of beneficiaries who rated the training course/s as satisfactory or higher in terms of quality and relevance	Provides quality and relevant training courses	80%	100%	5	5	5	5.0	
	PI 5. Number of technical/expert services	A 36. Number of technical/expert services as/in:	Provides the technical and expert services requested by beneficiaries							
		a. Peer reviewer of journal/book		1	5	5	5	5	5.0	
		b. Review of research and extension proposal								


		c. Resource speaker/person (panelist, discussant, judge in academic and research competition,								
		d. accreditor								
		e. consultancy								
		f. Research Mentoring								
	PI 6: Number of extension proposals submitted	A 37. Number of extension proposals submitted	Prepares extension project proposals and submits for review							
	PI 7: Number of extension proposals approved	A 38. Number of extension proposals approved	Follow ups submitted and reviewed extension proposals							
	PI 8: Number of extension proposals implemented	A 39. Number of extension proposals implemented 1	Implements duly approved extension projects	Report of A.39						
	PI 9: Number of extension outputs presented in int'l, national, regional or institutional conferences	A 40. Number of extension outputs presented in:	Prepares, submits and presents extension paper in conferences							
		a. International								
		b. National								
		c. Regional or Institutional Conferences		1	1	4	5	5	4.67	
	PI 10: Number of extension activities conducted	A 41. Number of extension activities conducted	Conducts extension program activities	1	1	4	4	5	4.33	


	PI 11. Additional outputs *	A 42. No. of extension-related awards (extrn. conducted by faculty or student & faculty) *	Receives an award related to extension activities							
UMFO 5. SUPPORT TO OPERATIONS										
OVPI MFO 1. Faculty Development Services										
	PI 7: Number of trainings, seminars, and conferences attended	A 50. Number of training, seminars, and conferences attended (international, national, regional/institutional)	Attends training, seminars, and conferences attended (international, national, regional/institutional)							
		International								
		National								
		Regional/Institutional		1	3	4	5	5	4.67	
OVPI MFO 3. Registration Services										
	PI 9: Percentage of students enrolled and validated within the registration period	A 51. Percentage of students enrolled and validated within the registration period	Validates students within the registration period	50%	100%	5	5	5	5.0	
	PI 10. Number of students advised during the registration period	A 52. Number of students advised during the registration period	Acts as academic adviser	30	43	5	5	5	5.0	
OVPI MFO 4. Curricular Program Management Services										
	PI 12: Number of IMs reviewed by the DIMRC	A 53. Number of IMs reviewed by the DIMRC	Submits IMs for review							
	PI 13: Number of course syllabi and TOS reviewed and approved	A 54. Number of course syllabi and TOS reviewed and approved	Submits course syllabi and TOS for approval	2	4	5	4	4	4.33	


	PI 16: Number of student thesis advised:	A 57. Number of students advised on thesis/field practice/special problem:	Advises and corrects research outline and thesis/SP manuscript							
		<i>As SRC Chairman</i>		1	1	5	5	5	5.0	
		<i>As SRC Member</i>		3	6	5	5	5	5.0	
	PI 18: Number of students from other schools having summer program supervised	A 59. Number of students from other schools having summer program supervised	Acts coordinator/facilitator for students from other schools having summer program in VSU							
	PI 19: Number of external institutions/agencies conducting benchmarking activities served	A 60. Number of external institutions/agencies conducting benchmarking activities served	Facilitates in assisting of the external institutions/agencies conducting benchmarking activities		1	4	5	5	4.67	
	PI 20: Number of students from other academic departments conducting research activities served	A 61. Number of students from other academic depts conducting research activities served	Facilitates in assisting students from other academic depts conducting research activities							
	PI 21: Additional outputs	A 62. Number of students entertained for consultation purposes	Entertains students consulting on subject taught, thesis and grades	150	250	5	5	5	5.0	
UMFO 6. General Admin. & Support Services										
	PI 3: Number of committee meetings conducted	A 67. Number of committee meetings conducted	Acts as committee chairman							
	PI 4: Number of routinary documents acted	A 68. Number of routinary documents acted	Signs documents	5	10	5	5	5	5.0	

PI 5: Number of requests acted	A 69. Number of requests acted	Acted/Approved requests							
PI 6: Number of memoranda prepared	A 70. Number of memoranda prepared	Issues memoranda							
PI 9: Number of submitted DTR within 20 days after the last day of the month	A 73. Submits DTR within 20 days after the last day of the month	Submits DTR within 20 days after the last day of the month	3	6	5	5	4	4.67	
PI 10: Percentage of complaints, if any, addressed on time	A 74. Percentage of complaints, if any, addressed on time	Addresses complaints on time (if any)							
PI 17: Additional Outputs	A 80. Number of meetings attended	Attends meetings (departmental/institutional)	2	5	5	5	5	5.0	
	A 81. Number of /new initiatives introduced resulting to best practice replicated/benchmarked by other depts/agencies *	Initiates/introduces improvements in performing functions resulting to best practice							
Total Over-all Rating								125.33	
Average Rating								4.82	
Adjectival Rating								Outstanding	
Comments and Recommendation for Development Purposes: For PhD study either in plant Pathology or Weed Science.									

Evaluated & Rated by:

ROBELYN T. PIAMONTE
 Head, DPM
 Date: JUL 23 2024

Recommending Approval:

SUZETTE B. LINA
 Dean, CAES
 Date: JUL 25 2024

Approved by:

ROTACIO S. GRAVOSO
 Vice President for Academic Affairs
 Date: JUL 26 2024



TEACHING PERFORMANCE EVALUATION BY STUDENTS SUMMARY OF RATING

First Semester SY 2023-2024

Name of faculty: FALCONE, FELY C.
Department: Dept. of Pest Management
College: College of Agriculture & Food Sciences

Course No. & Descriptive Title		Lab/ Lec	RATING		% Evaluation Rating
			Num.	Adjec.	
PPat 113n	PLANT DISEASE DIAGNOSIS	LAB	4.00	Very Satisfactory	80.0%
CPrt 21	PRINCIPLES OF CROP PROTECTION	LEC	4.00	Very Satisfactory	80.0%
CPrt 21	PRINCIPLES OF CROP PROTECTION	LEC	4.00	Very Satisfactory	80.0%
CPrt 21	PRINCIPLES OF CROP PROTECTION	LEC	4.00	Very Satisfactory	80.0%
Average Rating			4.00	Very Satisfactory	80.00%

Source: Results of Teaching Performance Evaluation by Students filed at ODIE

Legend:

1.00 – 1.49 Poor (P)

1.50 – 2.49 Fair (F)

2.50 – 3.49 Satisfactory (S)

3.50 – 4.49 Very Satisfactory (VS)

4.50 – 5.00 Outstanding (O)

Prepared by:

VANESSA W. NAZAL

TPES in-Charge

Date: May 03, 2024

Attested by:

MA. RACHEL KIM L. AURE

Director, Instruction and Evaluation

Date: May 03, 2024

Received by:

FALCONE, FELY C.

Name and Signature of Faculty

Date: May 23, 2024

Distribution of copies: ODIE, College, Department, Faculty

PERFORMANCE MONITORING & COACHING JOURNAL

✓	1st	Q U A R T E R
✓	2 nd	
	3 rd	
	4th	

Name of Office: DEPARTMENT OF PEST MANAGEMENT

Head of Office: ROBELYN T. PIAMONTE

Number of Personnel: 10

Activity Monitoring	MECHANISM				Remarks
	Meeting		Memo	Others (Pls. specify)	
	One-on-One	Group			
Monitoring IPCR Targets for CY 2024 Assignment of Teaching Load TOS and Syllabus Preparation Preparation of documents for ISO Surveillance Audit, AACUP Accreditation, and for CHED COPC application		Meeting with DPM Faculty and Staff Meeting with concerned faculty and staff			Teaching load equally distributed Documents prepared for, AACCUP Accreditation and CHED COPC
Coaching What document to get and prepare for ISO surveillance audit, AACCUP Accreditation and CHED COPC application					Documents needed secured from concerned offices and staff

Note: Please indicate the date in the appropriate box when the monitoring was conducted.

Conducted by:

ROBELYN T. PIAMONTE
Immediate Supervisor

Verified by:

SUZETTE B. LINA
Next Higher Supervisor

EMPLOYEE DEVELOPMENT PLAN

Name of Employee: FELY C. FALCONE

Performance Rating: _____

Aim: PhD in Plant Pathology/Weed Science

Proposed Interventions to Improve Performance:

Date: _____ Target Date: 2025

First Step: Pursue advance studies (PhD)

Result: _____

Date: _____ Target Date: 2025

Next Step: _____

Outcome: _____

Final Step/Recommendation:

For PhD study either in Plant Pathology or Weed Science

Prepared by:

ROBELYN T. PIAMONTE
Unit Head

Conforme:

FELY C. FALCONE
Name of Ratee Faculty/Staff