

SUMMARY OF INDIVIDUAL RATINGS OF FACULTY MEMBERS WITH MULTIPLE FUNCTIONS

Name of Faculty Member: SENONA A. CESAR

| Program Involvement (1) | Percentage Weight of Involvement (2) | Numerical Rating (Rating x %) (3) | Equivalent Numerical Rating (2 x 3) |
|----------------------------|--|---|---|
| 1. Instruction | | | |
| a. Head (50%) | | $4.9 \times 0.5 = 2.45$ | 1.96 |
| b. Students (50%) | | $5 \times 0.5 = 2.5$ | 2 |
| TOTAL for Instruction | 80% | | |
| 2. Research | 15% | 4.83 | 0.7245 |
| 3. Extension | 5% | 5 | 0.25 |
| TOTAL RATING | | | 4.9345 |

EQUIVALENT NUMERICAL RATING:

4.934

Add: Additional Points, if any:

TOTAL NUMERICAL RATING

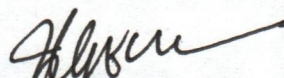
4.934


ADJECTIVAL RATING:

OUTSTANDING


Prepared by:

Reviewed by:


SENONA A. CESAR
Name of Faculty



ANALYN M. MAZO
Head

Approved:


EDGARDO E. TULIN
President

Visayas State University
DEPARTMENT OF BIOLOGICAL SCIENCES
 Visca, Baybay City, Leyte
INDIVIDUAL PERFORMANCE COMMITMENT & REVIEW (IPCR)

I, **SENONA A. CESAR**, Associate Professor , commits to deliver and agree to be rated on the attainment of the following targets in accordance with the indicated measures for the period January to June 2016.


SEMONA A. CESAR
Associate Professor

ANALYN M. MAZO
Head, DBS

Date:

Date: _____

[illegible]


| | | | | | | | | | |
|----------------------------|--|--|-------|-------|---|---|-----|------|--|
| | PI 1: Total FTE monitored | Ecol 21=7.2; Zool 21=6.3; Biol 198=5.1 | 18.60 | 18.60 | 5 | 5 | 5 | 5.00 | |
| | PI 2: Number of curricular program compliant to CMO, approved and offered | | | | | | | | |
| | PI 3: Average passing percentage in licensure examinations in mandated programs | | | | | | | | |
| | PI 4: Number of undergraduates in mandated programs who graduated within the prescribed period | | | | | | | | |
| | PI 5: Percentage increase in the number of undergraduate students who graduated within prescribed period | | | | | | | | |
| | PI 6: Percentage increase in number of undergraduate students enrolled | | | | | | | | |
| | PI 7: Number of academe/industry linkage established | | | | | | | | |
| | PI 8: Number of students advised for their academic and thesis concerns | served as academic adviser, thesis adviser, thesis chairman and SRC member for BS Biology students | 20 | 22 | 5 | 5 | 4.7 | 4.90 | |
| | PI 9: Number of student organizations advised | 1 ABIOS CIM | 1 | 1 | 5 | 5 | 4.5 | 4.83 | |
| | PI 10: Number of instructional materials developed/revised | 3 (Ecol 21 lab manual, Ecol 21 lec, Biol 198 lec) | 3 | 3 | 5 | 5 | 4.5 | 4.83 | |
| | PI 11: Number of OBE compliant syllabus prepared | 2 (Ecol 21 & Biol 198) | | 2 | 5 | 5 | 4.5 | 4.83 | |
| | PI 12: Additional outputs | | | | | | | | |
| | Number of awards/recognitions received by | | | | | | | | |
| DBS MFO 3. RESEARCH | | | | | | | | | |
| | PI 1: Number of published papers in internationally indexed journals | | | | | | | | |
| | PI 2: Number of research outputs presented in local/regional/national /international fora/conferences | | | | | | | | |
| | PI 3: Number of research project/study conducted and/or completed in schedule | 1 (CIPLS-PAME); study leader for the coral resources monitoring | 1 | 1 | 5 | 5 | 4.5 | 4.83 | |
| | PI 4: Number of research proposals submitted | | | | | | | | |
| | PI 5: Number of research proposals approved | | | | | | | | |
| | PI 7: Amount of money generated from external funding | | | | | | | | |
| | PI 8: Amount of money generated from institutional funding | | | | | | | | |

| | | | | | | | | | |
|--|---|-------------------|---|---|--|---|---|------|-------------------------------|
| | PI 9: Additional outputs | | | | | | | | |
| | Number of research related awards (research conducted by student or student with faculty) | | | | | | | | |
| | Number of exchange scholars/researchers/visiting professors assisted | | | | | | | | |
| | Number of research articles submitted for publications | | | | | | | | |
| | Number of terminal reports submitted | | | | | | | | |
| DBS MFO 4. Extension services | | | | | | | | | |
| | PI 1: Number of technical/expert services rendered | | | | | | | | |
| | PI 2: Number of extension projects/components conducted | 1 (AR monitoring) | 1 | 1 | | 5 | 5 | 5.00 | |
| | PI 4: Amount of money generated from external funding | | | | | | | | |
| | PI 5: Amount of money generated from institutional funding | | | | | | | | |
| | PI 6: Additional Outputs | | | | | | | | |
| | Number of clientele served for identification of specimens as expert in the field | | | | | | | | |
| | Number articles reviewed for peer-reviewed journals | | | | | | | | |
| | Number of scientific fora attended as speaker/resource person | | | | | | | | |
| DBS MFO 5. Support to operation | | | | | | | | | |
| OVPI MFO 1 Faculty Development Services | | | | | | | | | |
| | PI 1. Number of faculty pursuing advanced degree program | | | | | | | | |
| OVPI MFO 2 Faculty Recruiting/Hiring Services | | | | | | | | | |
| | PI 1: Number of new faculty recommended for hiring aligned with ISO standards | | | | | | | | |
| | PI 3: Degree program compliant to CHED | | | | | | | | |
| | PI 4: Degree program has passed evaluation with at least level 1 | | | | | | | | |
| OVPI MFO 3 Faculty Evaluation Services | | | | | | | | | |
| | PI 1: Number of seminars/ trainings/ conventions/ workshops coordinated for entire university | | | | | | | | Co-sponsored PSBMB with DoPAC |

| | | | | | | | | | |
|--|--|--|--|--|--|--|--|--|--|
| | PI 2: Percentage of Faculty rated by students with at least very satisfactory rating in 50% of the subjects evaluated | | | | | | | | |
| | PI 3: Number of in-house | | | | | | | | |
| | OVPI MFO 4 Program and institutional Accreditation Services | | | | | | | | |
| | PI 1: Number of degree programs which passed accreditation/evaluation at least Level 1 | | | | | | | | |
| | PI 2: Percentage of degree program compliant with CHED | | | | | | | | |
| DBS MFO 6: General Administration and Support | | | | | | | | | |
| | PI 1: Zero complaints from clients | | | | | | | | |
| | PI 2: Additional outputs | | | | | | | | |
| | Number of management meetings attended | | | | | | | | |
| | Number of management meetings conducted (DBS holds meeting once a month) | | | | | | | | |
| | Number of recommendations made for the approval of the administration to enhance the unit's capabilities and better improve its services | | | | | | | | |
| | Number of requests made for approval by the administration to address some academic/office concerns | | | | | | | | |
| | Number of Purchase requests made for materials/equipment needed for smooth laboratory and office operation | | | | | | | | |
| | Number of job/letter requests made for the lecture/laboratory rooms and office maintenance | | | | | | | | |
| | PI 7: Number of well maintained laboratory/lecture rooms | | | | | | | | |
| | Number of well maintained comfort rooms for comfortable use of students, faculty and staff | | | | | | | | |
| | Number of laboratory specimens properly collected for | | | | | | | | |
| | Number of exam papers properly mimeographed and | | | | | | | | |
| | Number of laboratory/lecture guides reproduced on | | | | | | | | |
| | Number of documents acted upon promptly | | | | | | | | |
| Laboratory Services | | | | | | | | | |
| | Number of laboratory equipment properly maintained | | | | | | | | |


| | | | | | | | | | |
|-----------------------|--|--|--|--|--|--|--|-------------|--|
| | No. of glasswares/equipment dispensed | | | | | | | | |
| | No. of glasswares/equipment inventoried/yr | | | | | | | | |
| | % of students & faculty served on time during the | | | | | | | | |
| | % of request for reagents prepared & issued during | | | | | | | | |
| | % specimens collected & prepared before scheduled | | | | | | | | |
| | % materials/equipment submitted to the property | | | | | | | | |
| | | | | | | | | | |
| | | | | | | | | | |
| Total Over-all Rating | | | | | | | | 29.38 | |
| Average Rating | | | | | | | | 4.90 | |
| Adjectival Rating | | | | | | | | Outstanding | |

Received by:


 Planning Officer


Date: _____

Calibrated by:


REMBERTO A. PATINDOL, PhD
 Chairman, PMT


Date: _____

Recommending Approval:


BEATRIZ S. BELONIAS, PhD
 Vice Pres. for Instruction

Date: _____

Approved:


EDGARDO E. TULIN, PhD
 President

Date: _____