

SUMMARY OF INDIVIDUAL RATINGS OF FACULTY MEMBERS  
WITH MULTIPLE FUNCTIONS

Name of Faculty Member: **LOREME S. CAGANDE (Substitute Instructor I)**


Program Involvement (1)	Percentage Weight of Involvement (2)	Numerical Rating (Rating x %) (3)	Equivalent Numerical Rating (2x3)
1. Instruction			
a. Head/Dean	50.00	4.90	2.45
b. Students	50.00	5.00	2.50
Total for Instruction	100	9.90	4.95
2. Research			
a. Client/Dir. for Research			
b. Dept. Head/Center Director			
Total for Research			
3. Extension			
a. Client/Dir. for Extension			
b. Dept. Head/Center Director			
Total for Extension			
4. Administration			
5. Production	-		
TOTAL	100	9.90	4.95


EQUIVALENT NUMERICAL RATING: **4.95**  
Add: Additional Points, if any:  
TOTAL NUMERICAL RATING: **4.95**

ADJECTIVAL RATING: **OUTSTANDING**

Prepared by:  
  
**LOREME S. CAGANDE**  
Name of Faculty

Reviewed by:  
  
**ULYSSES A. CAGASAN**  
Head, Department of Agronomy

Recommending Approval:  
  
**VICTOR B. ASIO**  
Dean, College of Agriculture and Food Science

Approved by:  
  
**BEATRIZ S. BELONIAS**  
Vice President, Instruction

Visayas State University  
College of Agriculture Food and Science  
**DEPARTMENT OF AGRONOMY**  
Visca, Baybay City, Leyte

**INDIVIDUAL PERFORMANCE COMMITMENT & REVIEW (IPCR)**

I, LOREME S. CAGANDE, Substitute Instructor I of the Department of Agronomy, commits to deliver and agree to be rated on the attainment of the following targets in accordance with the indicated measures for the period January to June 2019.

*L. S. Cagande*  
**LOREME S. CAGANDE**  
Substitute Instructor I  
Date: September 5, 2019

*Ulysses A. Cagasan*  
**ULYSSES A. CAGASAN**  
Head, Department of Agronomy  
Date: \_\_\_\_\_

MFO No.	MFO Description	Success Indicator (SI)	%	Task Assigned	Target	Actual Accomplishment	Rating				Remark
							Quality	Efficiency	Timeliness	Average	
UMFO 1. Advanced Education Services											20%
OVPI MFO 1. Graduate Degree Program Management Services											
0 = 3	1 = 4.8	>2 = 5.0	PI 1: Number of graduate degree specializations offered and monitored		Number of graduate degree specializations monitored						
1.5 - 2.0 = 4.8			PI 2: Total FTE monitored		Total FTE	1	1.33	4.8	4.8	4.8	4.80
			PI 3: Percentage increase in number of graduate students enrolled		Monitored graduate students enrolled in the university						
			PI 6: Percentage increase in number of students who graduated within prescribed period		Recommended graduate students for graduation						
OVPI MFO 2. Graduate Student Management Services											
			PI 1: Number of graduate students awarded with scholarship/ assistantship		Monitored graduate students awarded with scholarship/assistantship						
			PI 2: Percentage of graduate students awarded with scholarship/ assistantship who graduated within prescribed period		Monitored graduate students awarded with scholarship/ assistantship who graduated within prescribed period						
UMFO 2. Higher Education Services											
OVPI MFO 1. Curriculum Program Management Services											
			PI 1: Total FTE monitored		Total FTE	10	20.25	5	5	5	5.00



	PI 2: Number of new undergraduate curricular program compliant to CMO, approved and offered		Reviewed and endorsed for approval in the appropriate body								
	PI 4: Percentage increase in number of undergraduate students enrolled		Reviewed and approved the offering of unscheduled subjects								
	PI 6: Percentage passing of students in licensure board examination		Gave due recognition to placers of the PRC Licensure Board Examinations								
	PI 7: No. of students graduated within the prescribed period		Recommended for approval graduate students awarded with honors/distinction								
OVPI MFO 2. Student Management Services											
UMFO 3. Research Services											
	PI 2. Number of research outputs presented in regional/national/ int'l fora/conferences										
	<i>In nat'l fora/conferences</i>		SUC- ACAP INC. Annual Convention. Visayas State University. May 23- 24, 2019	1	1	4.8	4.8	4.8	4.80		
	<i>In nat'l fora/conferences</i>		ASTHRDP Graduate Scholars Conference. May 2-3, 2019	1	1	4.8	4.8	4.8	4.80		
	PI 3. Number of research projects conducted and/or completed on schedule										
	No. of technical/expert services (as peer reviewer)										
UMFO 4. Extension Services											
	PI 4. Number of extension projects conducted and/or completed on schedule										
	PI 5. Number of extension proposals submitted										
	No. of trainings coordinated										
UMFO 5. Support to Operations (STO)											
OVPI MFO 3. Faculty Evaluation Services											
OVPI MFO 4. Admission & Registration Services											
OVPI MFO 5. Guidance and Counselling & Support to Students Services											
	PI 1: Number of guidance activities conducted		Monitored guidance activities conducted								
	PI 2: Number of students who have availed of guidance and counselling services		Academic adviseed guided and advised as organization adviser						#DIV/0!		
	PI 3: Percentage of students awarded scholarship and grants		Monitored number of students awarded with scholarships and grants								
	PI 4: Number of best practices on students services implemented										
OVPI MFO 6. Library Services											
OVPI MFO 9. Development Broadcasting & Communication Services											
UMFO 6. General Administration and Support Services (GASS)											
OVPI MFO 1. Administrative and Facilitative Services											

	PI 2: Number of university committees/ boards/council chaired & coordinated		Attended college and university committess meeting							
	PI 5: Number of frontline academic services monitored and ensured to be customer friendly & efficient and citizens charter posted conspicuously		Monitored frontline academic services and ensured to be customer friendly and efficient							
	PI 6: Number of new faculty requested to be hired using procedures aligned with ISO standards		Recommended for approval to the University President							
	PI 7: Number faculty recommended for graduate studies		Recommended for approval to the University President							
	PI 9: Percentage of newly hired faculty oriented with university policies and procedures		Coordinated orientation for newly-hired faculty members							
	PI 10: Percentage of faculty evaluated by their students		Coordinated and monitored faculty evaluation by their students							
OVPI MFO 2. Frontline Services										
Total Over-all Rating				13	23.58	19	19	19	19.40	
Average Rating				3.25	5.89%	4.85	4.85	4.85	4.85	
Adjectival Rating								OUTSTANDING		

Comments and Recommendations for Development Purpose:

Attend Conferences/training/seminar workshops to gain more experience in research and other academic activities. Aim for excellence.

- 1- Quality
- 2- Efficiency
- 3- Timeliness
- 4- Average

Evaluated and Rated by:

ULYSSES A. CAGASAN  
Head, Department of Agronomy  
Date: \_\_\_\_\_

Recommending Approval:

VICTOR B. ASIO  
Dean, College of Agriculture and Food Science  
Date: \_\_\_\_\_

Approved by:

BEATRIZ S. BELONIAS  
Vice President, Instruction  
Date: \_\_\_\_\_



EMPLOYEE DEVELOPMENT PLAN

Name of Employee: LOREME S. CAGANDE  
Performance Rating: OUTSTANDING

Aim: Maintain outstanding rating

Proposed Interventions to Improve Performance:

Date: January 28, 2019 Target Date: December 2019

First Step:  
Gain more teaching experience, attend seminars and conferences  
Result:  
Improved teaching performance and attended seminars

Date: January 2020 Target Date: June 2020

Next Step:  
Attend trainings/seminars/conferences to widen knowledge and experience, publish paper in scientific journal

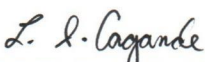
Outcome: Publish paper in scientific journal

Final Step/Recommendation:

Prepared by:

  
ULYSSES A. CAGASAN  
Unit Head

Conforme:

  
LOREME S. CAGANDE  
Name of Ratee Faculty/Staff