

SUMMARY OF INDIVIDUAL RATINGS OF FACULTY MEMBERS WITH MULTIPLE FUNCTIONS

July-Dec 2022

Name of Faculty Member: **CHARLIE S. ANDAN (Faculty & Department Head)**

Program Involvement (1)	Percentage Weight of Involvement (2)	Numerical Rating (Rating x%) (3)	Equivalent Numerical Rating (2x3)
1. Instruction			
a. Head/Dean (50%)		$4.79 \times 50\% =$ 2.395	
b. Students (50%)		$4.00 \times 50\% = 2$	
Total for Instruction	70%	4.395	.3.0765
2. Research			
a. Client/Dir. for Research (50%)			
b. Dept. Head/Center Director (50%)			
Total for Research			
3. Extension			
a. Client/Dir. for Extension (50%)			
b. Dept Head/Center Director (50%)			
Total for Extension	5%	4.92	0.246
4. Administration	25%	4.72	1.18
5. Production			
TOTAL			4.5025

EQUIVALENT NUMERICAL RATING: 4.5025
Add: Additional Points, if any: 0.00
TOTAL NUMERICAL RATING: 4.5025

ADJECTIVAL RATING: **Very Satisfactory**


Prepared by:

Reviewed by:


CHARLIE S. ANDAN
Name of Faculty


CHARLIE S. ANDAN
Department Head

Recommending Approval:


JANNET C. BENCURE
Dean, CET

Approved:


BEATRIZ S. BELONIAS
Vice President, Academic Affairs



VISAYAS
STATE UNIVERSITY



DEPARTMENT OF METEOROLOGY

1/F Annex Engineering Building
Visca Baybay City, Leyte, PHILIPPINES
Email: meteorology@vsu.edu.ph
Website: www.vsu.edu.ph

INDIVIDUAL PERFORMANCE COMMITMENT & REVIEW FORM (IPCR)

I, **CHARLIE S. ANDAN**, faculty and head of the Department of Meteorology, commits to deliver and agree to be rated on the attainment of the following targets in accordance with the indicated measures for the period July - December 2022.

Approved:

CHARLIE S. ANDAN

Faculty

Date: Jan 6, 2023

JANNET C. BENCURE

Dean, CET

Date: 1/10/2023

MFO No.	MFO Description	Success/Performance Indicator (PI)	Units/Persons Responsible	Target	Actual		Rating				Remark
					% Accomplishment	Details of Accomplishments	Quality	Efficiency	Timeliness	Average	
UMFO 1.	ADVANCED EDUCATION SERVICES										Not Applicable
	OVPA A MFO 1. Graduate Degree Program Management Services										
	PI 1: Number of graduate degree specializations offered and monitored										
	PI 2: Total FTE monitored										
	PI 3: Percentage of students who graduated within the prescribed period										
	OVPA A MFO 2. Graduate Student Management Services										

	PI 1: Percentage of graduate students awarded with honors/distinction									
	PI 2: Percentage of graduate students advised who rated the adviser/GAC member at least very satisfactory									
	PI 3: Percentage of graduate school faculty engaged in research work applied in any of the following:									
	a. Pursuing advanced research degree program									
	b. Actively pursuing in the last three years (investigative research, basic and applied scientific research, policy research, social science research)									
	c. Producing technologies for commercialization or livelihood improvement									
	d. whose research work resulted in an extension program									
	Total Points:				Total n					
UMFO 2.	HIGHER EDUCATION SERVICES									
	OVPA MFO 1. Curriculum Program Management Services									
	PI 1: Total FTE Monitored	Dept. Head & Faculty	30		12.4	5	5	5	5	Handle Mete 131 & Mete 145: 2 major subjects with Lec & Lab components
	PI 2: Percentage of undergraduate curricular program compliant to CMO approved and offered	Dept. Head & Faculty	0%		0%					N/A
	PI 3: Average percentage passing in licensure exam	Dept. Head & Faculty								N/A

	PI 1: Number of person-days trained weighted by length of training	Dept. Head & Faculty			194	5	5	5	5	Typhoon Awareness & Calamity Readiness Webinar,
	PI 2: Number of trainings conducted	Dept. Head & Faculty			2	5	5	5	5	Typhoon Awareness & Calamity Readiness Webinar, Baybay Agri-fare
	PI 3: Number of IEC materials/techno-guides developed/used	Dept. Head & Faculty								
	PI 4: Number of beneficiaries served									
	Groups	Dept. Head & Faculty			2	5	5	5	5	DRRMC; SUCs
	Individuals	Dept. Head & Faculty			194	5	5	5	5	DRRMC; SUCs - Officials, Faculty and Staff, other Stakeholders
	PI 5: Number of technical/expert services provided/rendered									
	Research Mentoring	Dept. Head & Faculty								
	Peer reviewers/Panelists	Dept. Head & Faculty			1	4	5	5	4.67	RDEI TWG
	Resource Person	Dept. Head & Faculty			2	5	5	5	5	Baybay Agri-Fare, VSU Yolanda Commemoration
	Convenor/Organizer	Dept. Head & Faculty			1	5	5	5	5	Typhoon Awareness & Calamity Readiness Webinar

	Consultancy	Dept. Head & Faculty			1	4	5	5	4.67	Interview with German Journalist re Typhoon Agaton
	Evaluator	Dept. Head & Faculty			1	4	5	5	4.67	RDEI TWG
	PI 6: Number of extension projects conducted and/or completed on schedule	Dept. Head & Faculty								
	PI 7: Number of extension proposal submitted	Dept. Head & Faculty								
	PI 8: Percent of extension proposals approved	Dept. Head & Faculty								
	PI 9: Amount of extension money generated from external funding (Thousand PhP)	Dept. Head & Faculty								
	PI 10: Amount of extension money generated from institutional funding (Thousand PhP)	Dept. Head & Faculty								
	PI 11: No. of extension-related awards (extrn. conducted by faculty or student & faculty)	Dept. Head & Faculty								
	Outcome Indicator									
	PI 12: Number of active partnerships with LGUs, industries, NGOs, NGAs, SMEs, and other stakeholders as a result of extension activities	Dept. Head & Faculty			2%	5	5	5	5	PhilSA; GMA
	PI 13: Number of trainees weighted by the length of training	Dept. Head & Faculty	50		194	5	5	5	5	Typhoon Awareness & Calamity Readiness Webinar
	PI 14: Number of extension programs organized and supported consistent with the SUC's mandated and priority programs	Dept. Head & Faculty	1		1%	5	5	5	5	Typhoon Awareness & Calamity Readiness Webinar
	PI 15: Percentage of beneficiaries who rate the training course/s as satisfactory or higher in terms of quality and relevance	Dept. Head & Faculty	100%		100%	5	5	5	5	Participant - Typhoon Awareness & Calamity Readiness Webinar
	Total Points				Total n				4.92	

UMFO 5. SUPPORT TO OPERATIONS (STO)										
OVPAA MFO 1. Faculty Development Services										
	PI 1: Number of faculty pursuing advanced research degree programs (PhD) facilitated, monitored and assisted *	Dept. Head & Faculty								
	PI 1.1: Number of faculty pursuing advanced research degree programs (MS) facilitated, monitored and assisted *	Dept. Head & Faculty			3	5	4	4	4.33	MS Met
	PI 1.2: Number of faculty who finished advanced degree program on time	Dept. Head & Faculty								
	PI 2: Number of faculty granted with external scholarships	Dept. Head & Faculty								
	PI 3: Number of faculty granted with internal fellowship grants	Dept. Head & Faculty								
	PI 4: Number of faculty granted with sabbatical leave	Dept. Head & Faculty								
	PI 5: Number of faculty sent for trainings, seminars, conferences	Dept. Head & Faculty	1	100%	1	5	5	5	5	POAP
OVPAA MFO 2. Faculty Recruiting/Hiring Services										
	PI 2: Number of faculty recruited/hired based on needed competencies and aligned with ISO standards *	Dept. Head & Faculty								
OVPAA MFO 3. Faculty Evaluation Services										
	PI 3: Number of seminars/trainings/conventions/workshops coordinated for entire university	Dept. Head & Faculty	1	100%	1	5	5	5	5	Typhoon Awareness & Calamity Readiness Webinar
	PI 4: Number of seminars/trainings/conventions/workshops coordinated outside of the university	Dept. Head & Faculty	1	100%	1	5	5	5	5	Typhoon Awareness & Calamity Readiness Webinar
	PI 5: Percentage of faculty rated by students with at least very satisfactory rating of the subjects evaluated	Dept. Head & Faculty	80%	125%	100%	5	5	5	5	All Faculty were rated VS and above


	PI 6: Number of in-house seminars/trainings/workshops/reviews conducted/attended	Dept. Head & Faculty	1	500%	5	5	5	4	4.67	RDEI TWG, OPRC Monitoring, Syllabus Workshop, Strategic Planning, TOS Workshop
OVPA MFO 4. Program and Institutional Accreditation Services										
	PI 1: Number of degree programs which passed accreditation/evaluation at least level 1	Dept. Head & Faculty								
	PI 2: QMS on faculty recruitment, development & performance evaluation aligned with ISO standards	Dept. Head & Faculty								
	PI 3: Degree program compliant with CHED	Dept. Head & Faculty								
	PI 4: Number of activities organized/attended/assisted/participated/facilitated	Dept. Head & Faculty			1	5	5	5	5	Typhoon Awareness & Calamity Readiness Webinar
	Additional Outputs:									
	PI 5: Compliance to all requirements thru the established/adequate implementation, maintenance and improvement of the QMS of the core processes of the College/department under ISO 9001:2015	Dept. Head & Faculty	100%		100	5	5	5	5	No Non-compliance
	Total Points				Total n					
UMFO 6.	GENERAL ADMINISTRATION & SUPPORT SERVICES									
	PI 1: Zero percent complaint from clients served	Dept. Head & Faculty	100%	100%	100%	5	5	5	5	No non-compliance
	Additional Outputs									
	PI 2: Submission of College/Department PPMP for the following year within deadline as prescribed by BAC*	Dept. Head & Faculty			2	5	5	4	4.67	GF & STF

	PI 3. Number of coaching sessions among faculty & staff**	Dept. Head & Faculty			6%	4	4	4	4.00	Coaching during departmental monthly meeting
	PI 4. Number of planning sessions, tracking and monitoring of targets, etc. conducted to ensure attainment of department targets**	Dept. Head & Faculty			6%	4	5	4	4.33	Planning sessions during departmental monthly meeting
	PI 5. Number of regular executive committee meetings conducted ***	Dept. Head & Faculty			7	4	5	4	4.33	6 Regular; 1 Special
	Total Points				Total n:				4.72	
						Comments & Recommendations for Development Purpose:				
Total No. of Entries:						38				
Total Over-all Rating						182.00				
Average Rating						4.79				
Adjectival Rating						O				
						Keep up the good work! Recommended to attend relevant trainings, workshops on research proposal formulation, reach research article publication, implementation & other trainings, seminars & workshops to develop skills.				


Evaluated & Rated by:


JANNET C. BENCURE
 Dean, CET
 Date: 1/10/23

Recommending Approval:


JANNET C. BENCURE
 Dean, CET
 Date: 1/10/23

Approved:


BEATRIZ S. BELONIAS
 VP, Academic Affairs
 Date: _____