

# SUMMARY OF INDIVIDUAL RATINGS OF FACULTY MEMBERS WITH MULTIPLE FUNCTIONS

Name of Faculty Member: **NANCY D. ABUNDA**

| Program Involvement<br>(1)          | Percentage<br>Weight of<br>Involvement<br>(2) | Numerical Rating<br>(Rating x%)<br>(3) | Equivalent<br>Numerical<br>Rating<br>(2x3) |
|-------------------------------------|---|--|--|
| 1. Instruction                      |   | 8. 4.67 2.31                           |  |
| a. Head/Dean (50%)                  |   | 4.79 x 50% = 2.395                     |  |
| b. Students (50%)                   |   | 5.0 x 50% = 2.5                        |  |
| Total for Instruction               | 50%   | 4.895 4.81                             | 2.44 2.405                                 |
| 2. Research                         |   | 8. 4.50                                |  |
| a. Client/Dir. for Research (50%)   |   | 4.50 x 50% = 2.25                      |  |
| b. Dept. Head/Center Director (50%) |   | 4.50 x 50% = 2.25                      |  |
| Total for Research                  | 30%   | 4.5                                    | 1.35                                       |
| 3. Extension                        |   | 2.7 2.135                              |  |
| a. Client/Dir. for Extension (50%)  |   | 4.67 x 50% = 2.335                     |  |
| b. Dept Head/Center Director (50%)  |   | 4.67 x 50% = 2.335                     |  |
| Total for Extension                 | 10%   | 4.67 4.27                              | 0.47 0.427                                 |
| 4. Administration                   | 10%   | 4.8 4.60                               | 0.48 0.460                                 |
| 5. Production                       | 0%  | 0                                      | 0  |
| TOTAL                               |   |  | 4.79 4.64 8.                               |

EQUIVALENT NUMERICAL RATING:

4.74 4.64 8.

Add: Additional Points, if any:

TOTAL NUMERICAL RATING:

4.74 4.64 8.

ADJECTIVAL RATING:

OUTSTANDING

Prepared by:

**NANCY D. ABUNDA**

Name of Faculty

Reviewed by:

**ROSARIO P. ABELA**

Department Head

Recommending Approval:

**BAYRON S. BARREDO**

Dean/Director

Approved:


**ROTACIO S. GRAVOSO**


Vice President for Academic Affairs


"Exhibit B"

INDIVIDUAL PERFORMANCE COMMITMENT & REVIEW FORM (IPCR)

I, **NANCY D. ABUNDA**, of the **Department of Teacher Education, College of Education**, commit to the deliver and agree to be rated on the attainment of the following accomplishments in accordance with the indicated measures for the period January - June 2024.

  
**NANCY D. ABUNDA**  
 Faculty  
 Date: 7/24/24

Recommending Approval:  
  
**ROSARIO P. ABELA**  
 Department Head  
 Date: 8/27/24

Approved:  
  
**BAYRON S. BARREDO**  
 Dean, College of Education  
 Date: 8-28-24

| MFO No.  | Description of MFO's/PAPs                             | Success/ Performance Indicators (PI)                                   | Tasks Assigned  | Target | Actual Accomplishment | Rating         |                |                |                | REMARKS (Indicators in percentage should be supported with numerical values in numerators and denominators) |
|--|---|--|---|--------|-----------------------|----------------|----------------|----------------|----------------|---|
|  |   |  |   |        |                       | Q <sup>1</sup> | E <sup>2</sup> | T <sup>3</sup> | A <sup>4</sup> |   |
| UMFO 1. ADVANCED EDUCATION SERVICES              |   |  |   |        |                       |                |                |                |                |   |
| OVPI MFO 2. Graduate Student Management Services |   |  |   |        |                       |                |                |                |                |   |
|  | PI 4: Total FTE coordinated, implemented & monitored* | A1. Actual Faculty's FTE   | Handles subjects/courses assigned   |        |                       |                |                |                |                |   |
|  | PI 8: Number of graduate students advised *           | A2. Number of students advised   | Acts as academic adviser to graduate students                               |        |                       |                |                |                |                |   |
|  |   | A3 . Number of students advised on thesis/special problem/dissertation |   |        |                       |                |                |                |                |   |
|  |   | As GAC Chairman  | Advises and corrects research outline and thesis/SP/dissertation manuscript |        |                       |                |                |                |                |   |
|  |   | AS GAC Member  | Advises and corrects research outline and thesis/SP/dissertation manuscript |        |                       |                |                |                |                |   |



|  |  |  |   |    |       |   |   |   |      |                                      |
|--|--|--|---|----|-------|---|---|---|------|--------------------------------------|
|  |  | <u>A4</u> . Number of students entertained for consultation purposes               | Entertains students seeking consultation with faculty   |    |       |   |   |   |      |                                      |
|  | <b>PI 9:</b> Number of instructional materials developed *       | <u>A5</u> . Number of on-line ready coursewares developed and submitted for review | Converts the existing instructional materials into flexible learning systems                                |    |       |   |   |   |      |                                      |
|  |  | On-line ready courseware   | Prepares Instructional module/laboratory guide/workbook or a combination thereof                            |    |       |   |   |   |      |                                      |
|  |  | Supplemental learning resources  | Prepares Power Point presentation, video clips, movie clips, reading assignments depending on course taught |    |       |   |   |   |      |                                      |
|  |  | Assessment tools   | Prepares assessment tools such as long exam, quizzes, problems sets, etc.                                   |    |       |   |   |   |      |                                      |
|  |  | A 6 : Number of on-line course ware reviewed by TRP & edited by MMDC editor        | Submits the course ware duly reviewed by TRP for editing by MMDC editor                                     |    |       |   |   |   |      |                                      |
|  |  | A 7 : Number of virtual classroom created and operational                          | Creates virtual classroom using either Moddle or Google Classroom   |    |       |   |   |   |      |                                      |
|  | <b>PI 10</b> . Additional outputs:                               | <u>A 8</u> . Other outputs implementing the new normal due to covid 19             | Designs experiential learning activities and other outputs to implement new normal                          |    |       |   |   |   |      |                                      |
| <b>UMFO 2. HIGHER EDUCATION SERVICES</b>                 |  |  |   |    |       |   |   |   |      |                                      |
| <b>OVPI UMFO 3. Higher Education Management Services</b> |  |  |   |    |       |   |   |   |      |                                      |
|  | <b>PI 5:</b> Total FTE, coordinated, implemented and monitored * | <u>A9</u> . Actual Faculty's FTE   | Handles and teaches courses assigned  | 12 | 26.75 | 5 | 5 | 5 | 5.00 | Math IIIn, Math IV (Jupiter & Venus) |

|  |  |   |  |   |    |   |   |   |      |   |
|--|--|---|--|---|----|---|---|---|------|---|
|  |  | <b>A10.</b> Number of grade sheets submitted within prescribed period             | Prepares gradesheet and submits on or before deadline  | 2 | 3  | 5 | 5 | 5 | 5.00 | Math IIIn, Math IV (Jupiter & Venus)  |
|  |  | <b>A11.</b> Number of INC forms with grade submitted within prescribed period     | Facilitates students in their completion of the subject and submits completion forms with grade within prescribed period |   |    |   |   |   |      |   |
|  |  | <b>A12.</b> Number of trainings attended related to instruction                   | Attend mandated trainings  | 2 | 3  | 5 | 5 | 5 | 5.00 | Faculty Onboarding 1st sem AY 2023-2024, Launching of GoGreen and Presentation of Study Results, 11TH International Conference for Science Educators and Teachers (ISET) 2024 |
|  |  | <b>A13.</b> Number of long examinations administered and checked                  | Administers and checks long examination for subjects taught  | 4 | 14 | 5 | 5 | 5 | 5.00 | Math IIIn, Math IV (Jupiter & Venus)  |
|  |  | <b>A14.</b> Number of quizzes administered and checked                            | Prepares and checks quizzes for lec and lab  | 8 | 32 | 5 | 5 | 5 | 5.00 | Math IIIn, Math IV (Jupiter & Venus)  |
|  |  | <b>A15.</b> Number of lab reports and term papers checked and graded              | Checks lab reports and term papers submitted as required   |   |    | 0 | 0 | 0 | 0    |   |
|  | <b>PI 8:</b> Number of students advised: * | <b>A16.</b> Number of students advised:   | Acts as academic adviser to students   | 0 | 13 | 5 | 5 | 5 | 5.00 | Grade 11-HUMSS Brassica   |
|  |  | <b>A17.</b> Number of students advised on thesis/ field practice/special problem: |  | 0 | 1  | 5 | 5 | 5 | 5.00 | Grade 12 ABM Students   |



|  |  |  |   |    |     |   |   |   |      |  |
|--|--|--|---|----|-----|---|---|---|------|--|
|  |  | <i>As SRC Chairman</i>   | Advises, and corrects research outline and thesis/SP manuscript     |    |     |   |   |   |      |  |
|  |  | <i>As SRC Member</i>   | Advises and corrects research outline and thesis/SP manuscript      |    |     |   |   |   |      |  |
|  |  | <b><u>A18</u></b> . Number of students entertained for consultation purposes | Entertains students consulting on subject taught, thesis and grades | 30 | 120 | 5 | 5 | 5 | 5.00 | Math II, Math IV (Jupiter & Venus), & Grade 11 HUMMS |

|  |  |   |   |   |    |   |   |   |      |   |
|--|--|---|---|---|----|---|---|---|------|---|
|  | <b>PI 9:</b> Number of student organizations advised/ assisted * | <b>A19 .</b> Number of Student organizations advised                                | Advises student organizations recognized by USOO  |   |    |   |   |   |      |   |
|  |  | <b>A20 .</b> Number of Student organizations assisted on student related activities | Assists student organizations in implementing student related activities                                    | 1 | 7  | 5 | 5 | 5 | 5.00 | Midterm and Final Term Exam, Parent-Teachers Consultation, Arts Month, Annual Research Congress, Moving-Up Ceremony, Parent-Seniors' Night, Graduation Ceremony |
|  | <b>PI 10:</b> Number of instructional materials developed *      | <b>A 21 :</b> Number of on-line course ware developed and submitted :               | Prepares and submits for review by the Technical Review Panel   | 1 | 1  | 4 | 5 | 5 | 4.67 | Math IV   |
|  |  | On-line ready courseware  | Prepares Instructional module/laboratory guide/workbook or a combination thereof                            | 1 | 1  | 4 | 5 | 5 | 4.67 | Math IV   |
|  |  | Supplemental learning resources   | Prepares Power Point presentation, video clips, movie clips, reading assignments depending on course taught | 5 | 25 | 5 | 5 | 5 | 5.00 | Math IV, Math 11n   |
|  |  | Assessment tools  | Prepares assessment tools such as long exam, quizzes, problems sets, etc.                                   | 1 | 52 | 5 | 5 | 5 | 5.00 | Math IV, Math 11n   |
|  |  | <b>A 23 :</b> Number of on-line course ware reviewed by TRP & edited by MMDC editor | Submits the course ware duly reviewed by TRP for editing by MMDC editor                                     |   |    |   |   |   |      |   |
|  |  | <b>A 24 :</b> Number of virtual classroom created and operational                   | Creates virtual classroom using either Moddle or Google Classroom   | 1 | 2  | 5 | 5 | 5 | 5.00 | Math IV, Math 11n   |



|  |                                  |   |  |  |  |  |  |  |  |  |
|--|----------------------------------|---|--|--|--|--|--|--|--|--|
|  | <b>PI 11.</b> Additional outputs | <b>A 25.</b> Number of Additional outputs accomplished: |  |  |  |  |  |  |  |  |
|  |                                  | Program accreditation/evaluation                        | Prepares documents and /or program profile and other materials required during program/institutional accreditation and/or evaluation |  |  |  |  |  |  |  |

|                                   |   |  |  |   |   |   |   |   |      |   |  |
|-----------------------------------|---|--|--|---|---|---|---|---|------|---|--|
|                                   |   | Agency/firm/Industry linkages  | Coordinates with potential firms and maintains linkages with firms willing to accept OJT students from VSU |   |   |   |   |   |      |   |  |
|                                   |   | <b>A 26.</b> Other outputs implementing the new normal due to covid 19   | Designs experiential learning activities and other outputs to implement new normal                         |   |   |   |   |   | 4.95 |   |  |
| <b>UMFO 3 . RESEARCH SERVICES</b> |   |  |  |   |   |   |   |   |      |   |  |
|                                   | <b>PI 1.</b> Number of research outputs in the last three (3) years utilized by the industry or by other beneficiaries *            | <b>A27.</b> Number of research outputs in the last three (3) years utilized by the industry or by other beneficiaries *      | Conducts research for possible utilization by industry or other beneficiaries                              |   |   |   |   |   |      |   |  |
|                                   | <b>PI 2.</b> Number of research outputs completed within the year *   | <b>A 28.</b> Number of research outputs completed within the year *  | Conducts and completes research oroject within the year  |   |   |   |   |   |      |   |  |
|                                   | <b>PI 3.</b> Percentage of research outputs published in internationally-referred or CHED recognized journal within the year (2%) * | <b>A 29.</b> Percentage of research outputs published in internationally-refereed or CHED recognized journal within the year | Writes publishable materials out of research outputs and submits for publication                           |   |   |   |   |   |      |   |  |
|                                   |   | <i>In refereed int'l journals</i>  |  |   |   |   |   |   |      |   |  |
|                                   |   | <i>In refereed nat'l/regional journals</i>   |  |   |   |   |   |   |      |   |  |
|                                   | <b>PI 4.</b> Number of research outputs presented in regional/national/ int'l fora/conferences                                      | <b>A 30.</b> Number of research outputs presented in regional/national/ int'l fora/conferences *                             | Prepares, submits and presents research paper in scienfic for a/conferences                                |   |   |   |   |   |      |   |  |
|                                   |   | <i>In int'l fora/conferences</i>   |  |   |   |   |   |   |      |   |  |
|                                   |   | <i>In nat'l/regional fora/conferences</i>  |  | 0 | 1 | 4 | 5 | 5 | 4.67 | Benchmarking and Capacity Needs Assessment Towards Developing VSU Into a National Green University<br>Study 1: Knowledge, Attitudes, and Practices of VSU as a Green and Sustainable University |  |



|  |   |   |   |  |  |  |  |  |  |  |
|--|---|---|---|--|--|--|--|--|--|--|
|  | <u>PI 5.</u> Percent of research proposals approved * | <u>A 31.</u> Percentage of of research proposals prepared, submitted and approved | Prepares research proposals, submits and follows up its approval for immediate implementation |  |  |  |  |  |  |  |
|  | <u>PI 6.</u> Additional outputs*                      | <u>A 32.</u> No. of research-related awards (research conducted by                |   |  |  |  |  |  |  |  |

|                                   |  |  |   |   |   |   |   |   |      |   |
|-----------------------------------|--|--|---|---|---|---|---|---|------|---|
|                                   |  | <b>A 33.</b> Number of journal articles/scientific paper received and reviewed as peer-reviewer  | Acts as peer reviewer of journal articles/scientific papers, reviews the paper received and returns duly reviewed paper | 1 | 2 | 4 | 4 | 5 | 4.33 | 1. Democratizing Personalized Education: Moving Beyond the Blackbox with Open-Source GenAI and Immersive Technology<br>2. SEED - Humanizing Generative AI in Higher Education: Governance Strategies for Student Empowerment and Ethical Deployment in Qatar's Universities |
|                                   |  | <b>A 34.</b> Number of UMs submitted to ITSO, VSU  | Prepares and submits application for UM of technology generated out of research output                                  |   |   |   |   |   |      |   |
|                                   |  | <b>A 35.</b> Other outputs implementing the new normal due to covid 19   | Designs research related activities and other outputs to implement new normal   |   |   |   |   |   | 4.50 |   |
| <b>UMFO 4. EXTENSION SERVICES</b> |  |  |   |   |   |   |   |   |      |   |
|                                   | <b>PI 1.</b> Number of active partnerships with LGUs, industries, NGOs, NGAs, SMEs, and other stakeholders as a result of extension activities             | <b>A 36.</b> Number of active partnerships with LGUs, industries, NGOs, NGAs, SMEs, and other stakeholders facilitated and maintained                      | Identifies and links with probable partners for extension activities and maintains this active partnership              | 0 | 1 | 4 | 4 | 5 | 4.33 | DepEd Baybay City Division  |
|                                   | <b>PI 2.</b> Number of trainees weighted by the length of training   | <b>A 37.</b> Number of trainees weighted by the length of training   | Conducts trainings among beneficiaries of technologies for transfer   |   |   |   |   |   |      |   |
|                                   | <b>PI 3.</b> Number of extension programs organized and supported consistent with the SUC's mandated and priority programs                                 | <b>A 38.</b> Number of extension programs/projects implemented   | Implements duly approved extension projects   |   |   |   |   |   |      |   |
|                                   | <b>PI 4.</b> Percentage of beneficiaries who rated the training course/s and advisory services as satisfactory or higher in terms of quality and relevance | <b>A 39.</b> Percentage of beneficiaries who rated the training course/s and advisory services as satisfactory or higher in terms of quality and relevance | Provides quality and relevant training courses and advisory services  |   |   |   |   |   |      |   |



|  |  |   |   |   |   |        |   |   |      |  |
|--|--|---|---|---|---|--------|---|---|------|--|
|  | <b>PI 5.</b> Number of technical/expert services       | <b>A 40.</b> Number of technical/expert services as/in:   | Provides the technical and expert services requested by beneficiaries                                 |   |   |        |   |   |      |  |
|  | Research Mentoring                                     | Research Mentor   |   |   |   |        |   |   |      |  |
|  | Peer reviewers/Panelists                               | Peer reviewers/Panelists  |   | 0 | 5 | 5      | 4 | 5 | 4.67 | Action Research Proposal Defense (Social Studies)  |
|  | Resource Persons                                       | Resource Persons  |   | 0 | 1 | 4<br>5 | 5 | 5 | 5.00 | VSU Faculty Onboarding   |
|  | Convenor/Organizer                                     | Convenor/Organizer  |   |   |   |        |   |   |      |  |
|  |  |   |   | 0 | 1 | 4      | 5 | 5 | 4.67 | VSU Faculty Onboarding   |
|  | Consultancy  | Consultant  |   |   |   |        |   |   |      |  |
|  | Evaluator  | Evaluator   |   |   |   |        |   |   |      |  |
|  | <b>PI 8.</b> Percent of extension proposals approved * | <b>A 41.</b> Percent of extension proposals approved *  | Prepares extension project proposals, submits and follow up its approval for immediate implementation | 0 | 2 | 4      | 5 | 5 | 4.67 | 1. Publish with Confidence:Capacitating Basic Education Teachers' Research Publication Skills<br>2. Capacitating Trainers on Persons Deprived of Liberty with Basic Learning and Living Skills |
|  | <b>PI 11.</b> Additional outputs *                     | <b>A 42.</b> No. of extension-related awards (extrn. conducted by faculty or student & faculty) * |   |   |   |        |   |   |      |  |

|  |   |  |   |       |        |   |   |   |      |   |
|--|---|--|---|-------|--------|---|---|---|------|---|
|  |   | <b>A 43.</b> Other outputs implementing the new normal due to covid 19 | Designs extension related activities and other outputs to implement new normal          |       |        |   |   |   |      |   |
|  |   |  |   |       |        |   |   |   | 4.67 |   |
| <b>MFO 5- Support to Operations (Instructional Materials Development Office)</b> |   |  |   |       |        |   |   |   |      |   |
|  | <b>PI 6.1.</b> Number of instructional materials approved by UIMRC                |  | Facilitated the faculty's Instructional Materials in the approval by UIMRC              | 72    | 0%     | 3 | 3 | 3 | 3.00 | On-going  |
|  | <b>PI 9.1.</b> Number of System Maintenance conducted.                            |  | Coordinating with ICTMC in the conduct of an end-semester system maintenance for VSUEE. | 2     | 50%    | 5 | 4 | 5 | 4.67 | February 28 - BMA iOS   |
|  | <b>PI 10.1:</b> Percentage of course syllabi monitored                            |  | Monitoring of OBE Syllabi submission and approval                                       | 100%  | 100%   | 5 | 4 | 5 | 4.67 | All VSU undergraduate and graduate programs of main campus and component colleges |
|  | <b>PI 10.2:</b> Percentage of TOS monitored                                       |  | Monitoring of TOS submission  | 80%   | 100%   | 5 | 4 | 5 | 4.67 | All VSU undergraduate and graduate programs of main campus and component colleges |
|  | <b>PI 10.3:</b> Percentage of approved VC evaluation                              |  | Review and approval of Virtual Classroom Evaluation                                     | 80%   | 100%   | 5 | 4 | 5 | 4.67 | All VSU undergraduate and graduate programs of main campus and component colleges |
|  | <b>PI 10.4:</b> Number of coordinating the VSU faculty and students VSUEE account |  | Coordinating the VSU faculty and students VSUEE accounts                                | 10000 | 13,859 | 5 | 4 | 5 | 5.00 | All VSU undergraduate and graduate programs of main campus and component colleges |
| <b>UMFO 5. SUPPORT TO OPERATIONS</b>   |   |  |   |       |        |   |   |   |      |   |
|  | <b>OVPI MFO 4. Program and Institutional Accreditation Services</b>               |  |   |       |        |   |   |   |      |   |



|  |   |  |   |  |  |  |  |  |  |  |
|--|---|--|---|--|--|--|--|--|--|--|
|  | <u>PI 8.</u> Compliance to all requirements thru the established/adequate implementation, maintenance and improvement of the QMS of the core processes of the College/department under ISO 9001:2015* | <u>A 44.</u> Compliance to all requirements of the QMS core processes of the university under ISO 9001:2015* | Ensures that all the QMS core processes of the university are complied with in the performance of his/her functions as faculty member |  |  |  |  |  |  |  |
|--|---|--|---|--|--|--|--|--|--|--|

|   |  |  |  |    |    |   |   |   |      |   |
|---|--|--|--|----|----|---|---|---|------|---|
|   |  | <b>A 45.</b> Compliance to all requirements of the program and institutional accreditations: | Prepares required documents and complies all requirements as prescribed in the accreditation tools |    |    |   |   |   |      |   |
|   |  | On program accreditations  |  |    |    |   |   |   |      |   |
|   |  | On institutional accreditations  |  |    |    |   |   |   |      |   |
| <b>UMFO 6. General Admin. &amp; Support Services (GASS)</b> |  |  |  |    |    |   |   |   |      |   |
|   | <b>PI 13.1:</b> Submission of Office PPMP for the following year within deadline as prescribed by BAC. |  |  | 1  | 1  | 5 | 5 | 5 | 5.00 | IMDO  |
|   | <b>PI 14.1:</b> Number of offices manage and supervised  |  |  | 1  | 1  | 5 | 5 | 5 | 5.00 | IMDO  |
|   | PI. 14.3 Number of meetings conducted  |  |  | 4  | 4  | 5 | 5 | 5 | 5.00 | Jan. 26, 2024 - Change of Grades<br>Feb. 1, 2024 - Change of Grades<br>May 16, 2024 - Change of Grades<br>May 28, 2024 - IEO/IMDO   |
|   | PI 14.4 Number of routinary documents acted  |  |  | 5  | 6  | 5 | 5 | 5 | 5.00 | Audit Trail ISO, Report on Syllabi Submission during University Management Review, Working Committee VSU Presidentiales Candidate, TWG on Feasibility Study on VSU-Hilongos Campus, Renewal BMA, Submission of 3 Types of IM - CHED RMO 68, s. 2024 |
|   | PI. 14.5. Number of requests acted   |  |  | 15 | 20 | 5 | 5 | 5 | 5.00 | Syllabus, TOS, VSUEE Request  |
|   | PI 14.6. Number of memoranda prepared  |  |  | 1  | 1  | 5 | 5 | 5 | 5.00 | Preparation of OBE Course Syllabi and Table of Specifications (TOS) - Jan 2024  |

|  |   |  |  |      |      |   |   |   |      |   |
|--|---|--|--|------|------|---|---|---|------|---|
|  | PI 14.7. Percentage of faculty and staff submitted a dtr every month  |  |  | 100% | 100% | 5 | 5 | 5 | 5.00 |   |
|  | PI 14.8 Percentage of complaints, if any, addressed on time   |  |  | 100% | 0%   | 5 | 5 | 5 | 5.00 |   |
|  | PI 14.9 Percentage of action plans implemented and monitored as scheduled   |  |  |      | 50%  | 4 | 5 | 5 | 4.67 |   |
|  | PI 14.10 Monthly accomplishment report submitted on time.   |  |  |      | 100% | 5 | 5 | 5 | 5.00 |   |
|  | <b>PI 6::</b> Additional Outputs  |  |  |      |      |   |   |   |      |   |
|  | Number of Best practices/new initiatives in academic units' management replicated/benchmarked by other depts/agencies * |  |  |      |      |   |   |   |      |   |
|  |   | <b>A 47.</b> Collaboration with the VSU Component College                                  |  |      |      | 5 | 5 | 5 | 5.00 | VSU Component Campuses  |
|  |   | <b>A 48.</b> Consolidation of guidelines and policies with the Academic Units/ department. |  |      |      | 5 | 4 | 5 | 4.67 | All VSU undergraduate and graduate programs of main campus and component colleges   |
|  |   | <b>A 49.</b> Prepares training proposal for OHIMD and ODIE                                 |  |      |      | 5 | 5 | 5 | 5.00 | Faculty Onboarding, How Generative AI is Reshaping the Education Sector, Proposal to include Submission of Course Syllabi as Requirement for the Release of Overload Pay for Teaching |







**TEACHING PERFORMANCE EVALUATION BY STUDENTS SUMMARY OF RATINGS**

**1<sup>ST</sup> Semester AY 2023 - 2024**

Name of Faculty : **ABUNDA, NANCY D.**  
Department: **VSU -Integrated High School**  
College: **TEACHER EDUCATION**

| Course No. &<br>Descriptive Title |                                 | Lec./<br>Lab. | RATING    |             | %<br>Evaluation<br>Rating |
|-----------------------------------|---------------------------------|---------------|-----------|-------------|---------------------------|
|                                   |                                 |               | Numerical | Adjectival  |                           |
| Math 11n                          | Mathematics in the Modern World | Lec           | 5.00      | Outstanding | 100.0 %                   |
| Math IV                           | Analytic Geo. & Cal             | Lec           | 5.00      | Outstanding | 100.0 %                   |
| Math IV                           | Analytic Geo. & Cal             | Lec           | 5.00      | Outstanding | 100.0 %                   |
| Average Rating                    |                                 |               | 5.00      | Outstanding | 100.0 %                   |

Source: Results of Teaching Performance Evaluation by Students filed at ODIE

Legend:

1.00 – 1.49 Poor (P)

1.50 – 2.49 Fair (F)

2.50 – 3.49 Satisfactory (S)

3.50 – 4.49 Very Satisfactory (VS)

4.50 – 5.00 Outstanding (O)

Prepared by:

**VANESSA W. NAZAL**

TPES In-Charge

Date: May 08, 2024

Attested by:

**MA. RACHEL KIM L. AURE**

Director, Instruction and Evaluation

Date: May 08, 2024

Received by:

**NANCY D. ABUNDA**

Name and Signature of Faculty

Date: May 21, 2024

Distribution of copies: IEO, College, Department, Faculty (all in original signature)





## PERFORMANCE MONITORING & COACHING JOURNAL

|   |     |                                 |
|---|-----|---------------------------------|
|   | 1st | Q<br>U<br>A<br>R<br>T<br>E<br>R |
|   | 2nd |                                 |
| / | 3rd |                                 |
| / | 4th |                                 |

Name of Office: VSU INTEGRATED HIGH SCHOOL

Head of Office: DR. ROSARIO P. ABELA

Number of Personnel: 17


| Activity Monitoring  | MECHANISM  |   |      |                       | Remarks  |
|--|------------|---|------|-----------------------|--|
|  | Meeting    |   | Memo | Others (Pls. specify) |  |
|  | One-on-One | Group   |      |                       |  |
| <b>Monitoring</b><br><br>Review and Finalization of the IHS Individual Targets (January – December 2024) and Accomplishments (January – June 2024) |            | Faculty Meeting<br><br>January 8, 2024<br><br>Consolidation of IPCR Accomplishments<br><br>May 14, 2023                       |      |                       | Each faculty finalize their IPCR Targets (January – December 2024) and Accomplishments (January – June 2024) |
| <b>Coaching</b><br><br>Review the need support to facilitate the attainment of the IHS Targets   |            | Faculty Meeting<br><br>February 26, 2024<br>March 17, 2024<br><br>Consolidation of IPCR Accomplishments<br><br>August 2, 2024 |      |                       | Submitted list if support needed to attain targets.  |

Note: Please indicate the date in the appropriate box when the monitoring was conducted.

Conducted by:

  
ROSARIO P. ABELA  
Department Head

Noted by:

  
BAYRON S. BARREDO  
Dean, College of Education



## EMPLOYEE DEVELOPMENT PLAN

Name of Employee: Dr. Nancy D. Abunda  
Performance Rating: Outstanding

Aim: To write research and extension proposal and submit to OVPRE for findings.

Proposed Interventions to Improve Performance:

Date: February 2024

Target Date: April 2024

First Step:

1. Attend relevant seminars and training on Research and Extension Proposal.
  2. To produce at least one (1) learning guide per subject ready for the new normal instruction.
- 

Result:

1. Carried out responsibilities efficiently as an instructor and administrator.
2. To conduct approved research and extension projects.

Date: June 2024

Target Date: December 2024

Next Step:

Decrease teaching load in order to engage in research and produce new IM's.

Outcome: A better schedule that will allow time for administration, research, extension and instruction.

Final Step/Recommendation:

1. Publish more research articles to reputable journals.
2. Mentor young and less experienced faculty.
3. Engage in extension projects.

Prepared by:

  
**ROSARIO P ABELA**  
Unit Head

Conforme:

  
**NANCY D. ABUNDA**  
Name of Ratee Faculty/Staff