

## SUMMARY OF INDIVIDUAL RATINGS OF FACULTY MEMBERS WITH MULTIPLE FUNCTIONS

Name of Faculty Member: **ANGIE R. POLIQUIT**

Program Involvement (1)		Percentage Weight of Involvement (2)	Numerical Rating (Rating x %) (3)	Equivalent Numerical Rating (2x3)
1.	Instruction			
	a. Head (50%) from IPCR	0.50	4.94	2.47
	b. Student (50%) from Teaching Performance Eval'n. By-Students	0.50	4.00	2.00
Total for Instruction		70%	4.47	3.13
2.	Extension	15%	4.95	0.74
3.	Production	10%	4.98	0.50
4.	Administration and Support Services	5%	4.97	0.25
<b>TOTAL</b>		<b>100%</b>	<b>TOTAL EQUIVALENT NUMERICAL RATING</b>	<b>4.62</b>

EQUIVALENT NUMERICAL RATING:

4.62

Add: Additional Points, if any:

-


TOTAL NUMERICAL RATING:

**4.62**


ADJECTIVAL RATING:

**Outstanding**

Prepared by:

  
**ANGIE R. POLIQUIT**  
Instructor 3


Reviewed by:

  
**JULIUS V. ABELA**  
Department Head

Recommending Approval:

  
**VICTOR B. ASIO**  
Dean, CAFS

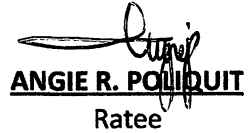
Approved:


  
**BEATRIZ S. BELONIAS**  
Vice-President for Instruction

**RATING SCALE:** 4.6-5.0 Outstanding  
3.8-4.5 Very Satisfactory  
3.0-3.7 Satisfactory  
2.2-2.9 Unsatisfactory  
2.1- & below Poor

INDIVIDUAL PERFORMANCE COMMITMENT AND REVIEW (IPCR)

I, **ANGIE R. POLIQUIT**, of the **Department of Animal Science**, commits to deliver and agree to be rated on the attainment of the following targets in accordance with the indicated measures for the period **July, 2018 to December, 2018**.

  
**ANGIE R. POLIQUIT**  
Ratee

Approved:   
**JULIUS V. ABELA**  
Head of Unit

MFO & PAPS	Success Indicators	Task Assigned	Targets	Actual Accomplishment	Rating				Remark(s)
					Q <sup>1</sup>	E <sup>2</sup>	T <sup>3</sup>	A <sup>4</sup>	
Advanced Education Services	Full Time Equivalent (FTE)	Instruction (Sick-Vacation Leave Status)	-	-					
Higher Education Services	Full Time Equivalent (FTE)	Instruction (Sick-Vacation Leave Status)	40	41.65	4.7	4.8	5.0	4.83	
	Number of Instructional Materials Developed/Revised and utilized								
	New IM's	Developed New IM	1	1	4.8	4.7	4.9	4.80	
	Student Advising and Consultation Services:								
	Number of hours spent on student consultation	Teacher/Instructor	35	90	5.0	5.0	5.0	5.00	
	Number of LEA Review conducted	Facilitate and speaker of the LEA Review	1	1	4.8	4.8	5.0	4.87	
	Number of Trainings/Seminars Attended	Participant	2	2	4.9	4.8	4.9	4.87	
Extension Services	No. of persons trained weighted by length of training	Resource Person	75	80	4.9	4.9	5.0	4.93	
	No. of trainings conducted	Resource Person	3	3	4.9	4.9	5.0	4.93	
	No. of beneficiaries served (as specialist/consultant & as resource person)								
	Groups	Resource Person	3	3	4.9	4.9	5.0	4.93	
	Individuals (walk-in)	Animal Production Specialist	1	1	5.0	4.9	5.0	4.97	
	No. of extension proposals submitted	Researcher/Project Leader	1	1	5.0	5.0	5.0	5.00	

Indicated reservation for the week of May 20th to 26th, 1968.

RESERVATION CANCELLATION POLICY (SEE REVERSE SIDE)

Signature  
Date

Approved  
Date

Name of Reservation	Room	Rate	Taxes	Total	Deposit	Balance	Status	Remarks
Mr. & Mrs. J. D. Smith	Double Room	10.00	1.00	11.00	5.00	6.00	Confirmed	
	Double Room	10.00	1.00	11.00	5.00	6.00	Confirmed	
	Double Room	10.00	1.00	11.00	5.00	6.00	Confirmed	
	Double Room	10.00	1.00	11.00	5.00	6.00	Confirmed	
Mr. & Mrs. A. B. Jones	Double Room	10.00	1.00	11.00	5.00	6.00	Confirmed	
	Double Room	10.00	1.00	11.00	5.00	6.00	Confirmed	
	Double Room	10.00	1.00	11.00	5.00	6.00	Confirmed	
	Double Room	10.00	1.00	11.00	5.00	6.00	Confirmed	
Mr. & Mrs. C. D. Brown	Double Room	10.00	1.00	11.00	5.00	6.00	Confirmed	
	Double Room	10.00	1.00	11.00	5.00	6.00	Confirmed	
	Double Room	10.00	1.00	11.00	5.00	6.00	Confirmed	
	Double Room	10.00	1.00	11.00	5.00	6.00	Confirmed	
Mr. & Mrs. E. F. Green	Double Room	10.00	1.00	11.00	5.00	6.00	Confirmed	
	Double Room	10.00	1.00	11.00	5.00	6.00	Confirmed	
	Double Room	10.00	1.00	11.00	5.00	6.00	Confirmed	
	Double Room	10.00	1.00	11.00	5.00	6.00	Confirmed	

	<b>No. of extension proposals approved</b>	Researcher/Project Leader	1	1	4.9	4.8	4.9	4.87	
	<b>Amount of extension money generated from external funding</b>	Researcher/Project Leader	Php 1.8 M	Php 1.8 M	5.0	5.0	5.0	5.00	
	<b>No. of extension projects conducted</b>	Researcher/Project Leader	3	3	4.9	4.9	4.9	4.90	
	<b>Number of linkages forged:</b>								
	Regional	Project Leader	0	0					
	Local (Mayors, MAOs, Farmer Associations)	Project Leader	3	3	4.9	4.9	4.9	4.90	
	<b>Extension Project Administration:</b>								
	Number of PR, canvass papers, PO, Vouchers, TO, trip tickets signed and released on time	Project Leader	3	12	5.0	5.0	5.0	5.00	
	Number of Project Reports signed and submitted on time	Project Leader	3	4	5.0	5.0	5.0	5.00	
	Number of Project Coordination meetings conducted (with Municipal Mayors, Municipal Agriculturist, Farmers Cooperatives)	Project Leader	3	5	5.0	5.0	5.0	5.00	
<b>Production Services</b>	<b>Number of STF projects developed/ improved or maintained</b>	Project Manager	1	1	4.9	4.9	4.9	4.90	
	<b>Percentage increase in inventory value and/or income of STF projects relative to previous year</b>	Project Manager	5%	6%	5.0	5.0	5.0	5.00	
	<b>Percentage of STF projects supporting instruction, research &amp; extension</b>	Project Manager	50%	80%	5.0	5.0	5.0	5.00	
	<b>Number of Project Reports prepared and submitted on time</b>	Project Manager	4	4	5.0	5.0	5.0	5.00	
<b>Administrative Support Services</b>	<b>Number of University/ DAS meeting attended.</b>	Attend Meeting as secretary and as participant	3	4	5.0	5.0	5.0	5.00	
	<b>Percentage of data/documents gathered on assigned DAS AACUP PhD Accreditation Preliminary Survey Visit</b>	Gathered and prepared document for Area X	80%	90%	5.0	5.0	5.0	5.00	
	<b>Number of University Committees involvement</b>	Secretary: CAFS Curriculum, Research & Development, Accreditation for AACUP, COE, NAFES	1	5	5.0	5.0	5.0	5.00	
		Member: VSU Faculty Association	1	1	4.9	4.9	4.9	4.90	



**EXHIBIT L**

**EMPLOYEE DEVELOPMENT PLAN**

Name of Employee: ANGIE R. POLIQUIT  
Performance Rating: OUTSTANDING

Aim: To improve quality, efficiency and timeliness in instruction, research, and extension works.

**Proposed Interventions to Improve Performance and/or Competence and Qualification to assume higher responsibilities:**

Date: July 2018 Target Date: September 2018

First Step: Program activities and things to be accomplished, and practice time management.

Result: The instructor and students are well guided with the activities and discussion in the class. Had more time allocated to other departmental works.


Date: October 2018 Target Date: December 2018

Next Step: Prepare and update existing course syllabi and laboratory manuals.


Outcome: She performed the duties and tasks that are required and expected.

Final Step/Recommendation: Attend various seminar and trainings related to the field of specialization.

Prepared by:

  
**JULIUS V. ABELA**  
Unit Head

Conforme:

  
**ANGIE R. POLIQUIT**  
Name of Ratee Faculty/Staff

17-00000

RECEIVED

1967

...

...

...

...

...

...

...

...

...

...