

SUMMARY OF INDIVIDUAL RATINGS OF FACULTY MEMBERS WITH MULTIPLE FUNCTIONS

Name of Faculty Member: **REMBERTO A. PATINDOL**

| Program Involvement (1) | Percentage Weight of Involvement (2) | Numerical Rating (Rating x%) (3) | Equivalent Numerical Rating (2x3) |
|----------------------------|--|--|---|
| 1. Instruction | 40% | 5.00 | 2.00 |
| a. Faculty (50%) | 50% | 5.00 | 2.50 |
| b. Students (50%) | 50% | 5.00 | 2.50 |
| TOTAL for Instruction | | | 5.00 |
| 2. Research | - | - | - |
| 3. Extension | - | - | - |
| 4. Administration | 60% | 4.95 | 2.97 |
| 5. Production | - | - | - |
| TOTAL | | | 4.97 |

| | |
|---------------------------------|--------------------|
| EQUIVALENT NUMERICAL RATING: | <u>4.97</u> |
| Add: Additional Points, if any: | <u>0.00</u> |
| TOTAL NUMERICAL RATING: | <u>4.97</u> |
| FINAL NUMERICAL RATING | <u>4.97</u> |

ADJECTIVAL RATING: **OUTSTANDING**

Prepared by:



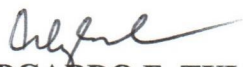
REMBERTO A. PATINDOL
Name of Faculty

Reviewed by:




NORBERTO E. MILLA
Department Head

Approved:


EDGARDO E. TULIN
President

INDIVIDUAL PERFORMANCE COMMITMENT AND REVIEW (IPCR)

I, **Dr. Remberto A. Patindol**, Vice President for Administration and Finance, commits to deliver and agree to be rated on the attainment of the following targets in accordance with the indicated measures for the period July 2016 to December 31, 2016.


REMBERTO A. PATINDOL
 VP for Admin. & Finance
 Date:

Approved:


EDGARDO E. TULIN
 President
 Date:

| MFO's/PAPs | Success Indicators | Target | Actual Accomplishment | Rating | | | | Remarks |
|---|---|--------|-----------------------|-------------|-------------|-------------|-------------|---|
| | | | | Q | E | T | A | |
| MFO1: Advanced & Higher Education Services | Number of FTE implemented | 6 | 13.07 | 5 | 5 | 5 | 5 | Taught CS142, Stat134, Stat206, Stat 190 and Stat210 |
| | Sub-total (Points): | | | 5.00 | 5.00 | 5.00 | 5.00 | |
| | Sub-Total (Average Score): | | | 5.00 | 5.00 | 5.00 | 5.00 | |
| MFO4: Administration and Support Services | | | | | | | | |
| Administrative Services and Management | Number of Offices and units directly supervised and monitored | 19 | 19 | 5 | 5 | 5 | 5.00 | |
| | Number of university-wide committees chaired and coordinated | 6 | 6 | 5 | 5 | 5 | 5.00 | NAPB, BAC, Tree Mg't, Admin. Scholarship, Disposal, PMT |
| | Number of university-wide committees meetings conducted | 30 | 79 | 5 | 5 | 5 | 5.00 | |
| | Number of biddings conducted, completed, and awarded | 10 | 20 | 5 | 5 | 5 | 5.00 | |


| | | | | | | | | |
|---|--|--------|--------|---|---|---|------|--|
| | Number of administrative and financial documents reviewed and approved | 1,500 | 4,032 | 5 | 5 | 5 | 5.00 | |
| | Number of Memorandum issued | 8 | 15 | 5 | 5 | 5 | 5.00 | |
| Physical facilities development and maintenance | Number of infrastructure coordinated and monitored | 3 | 6 | 5 | 5 | 4 | 4.67 | |
| | Number of completed building repair coordinated and monitored | 8 | 16 | 5 | 5 | 5 | 5.00 | |
| | Number of completed power-related projects coordinated and monitored | 525 | 585 | 5 | 5 | 5 | 5.00 | |
| | Number of water and sewer lines improvement and maintenance projects coordinated and monitored | 132 | 323 | 5 | 4 | 5 | 4.67 | |
| | Number of repair and maintenance of light vehicles and heavy equipment programs coordinated and monitored | 4,726 | 5,231 | 5 | 4 | 5 | 4.67 | |
| | Volume of solid wastes disposal monitored (in cu.m.) | 6,000 | 6,000 | 4 | 5 | 5 | 4.67 | |
| | Number of instrumentation, computers, cooling units, and laboratory facilities repaired, maintained, and monitored | 158 | 250 | 4 | 5 | 5 | 4.67 | |
| Financial Services and Management | Number of budget proposals reviewed and endorsed for UADCO and BOR approval | 14 | 8 | 5 | 5 | 5 | 5.00 | |
| | Percentage of database records updating monitored | 100% | 100% | 5 | 5 | 5 | 5.00 | |
| | Number of Accounting-related documents reviewed, coordinated and monitored | 11,210 | 12,748 | 5 | 5 | 4 | 4.67 | |

| | | | | | | | | |
|------------------------------------|--|----------------|----------------|--------|--------|--------|--------|---|
| | Amount of Disbursement coordinated and achieved based on obligations | 279,154,704.00 | 333,428,668.00 | 5 | 5 | 4 | 4.67 | Utilized MDS Funds in paying VSU transactions |
| Personnel Services and Management | No. of activities conducted in compliance to ISO requirements/alignment to QMS coordinated & monitored | 3 | 4 | 5 | 5 | 5 | 5.00 | |
| | Number of human resource management systems monitored | 3 | 5 | 5 | 5 | 5 | 5.00 | |
| | Number of appointments reviewed and approved | 700 | 1,245 | 5 | 5 | 5 | 5.00 | |
| Medical and Dental Health Services | Number of medical-related services monitored | 3,010 | 4,235 | 5 | 5 | 5 | 5.00 | |
| | Number of dental-related services monitored | 1,000 | 1,772 | 5 | 5 | 5 | 5.00 | |
| | Number of health-related training/seminar monitored | 4 | 5 | 5 | 5 | 5 | 5.00 | |
| Support Services | Efficient customer friendly frontline service | 1% complaint | 0% complaint | 5 | 5 | 5 | 5.00 | |
| | Sub-total (Points): | | | 118.00 | 118.00 | 117.00 | 117.67 | |
| | Sub-Total (Average Score): | | | 4.92 | 4.92 | 4.88 | 4.90 | |
| Total Over-all Rating | | | | 123.00 | 123.00 | 122.00 | 122.67 | |
| Average Rating | | | | 4.96 | 4.96 | 4.94 | 4.95 | |
| Adjectival Rating | | | | | | | O | |


Received by:


REMEDPTA L. SORIA
 Planning Officer
 Date: _____

Reviewed by:


REMBERTO A. PATINDOL
 Chairman, PMT
 Date: _____

Approved by:


EDGARDO E. TULIN
 President
 Date: _____