

**SUMMARY OF INDIVIDUAL RATINGS OF FACULTY MEMBERS
WITH MULTIPLE FUNCTIONS**

Name of Faculty Member: Crisanto L. Abas

Program Involvement (1)	Percentage Weight of Involvement (2)	Numerical Rating (Rating x %) (3)	Equivalent Numerical Rating (2x3)
1. Instruction			
a. Head/Dean (50%)	4.88	2.44	
b. Student (50%)	4.60	2.30	
Total for Instruction	70%	4.74	3.32
2. Research			
a. Client/Dir. For Research (50%)			
b. Dept. Head/Center Director (50%)			
Total for Research	10%	5.00	0.50
3. Extension			
a. Client/Dir. For Extension (50%)			
b. Dept. Head/Center Director (50%)			
Total for Extension	5%	5.00	0.25
4. Support to Operations	10%	4.90	0.49
5. Gen. Admin. & Support Services	5%	4.83	0.24
TOTAL	100%		4.80

EQUIVALENT NUMERICAL RATING:

4.80

Add: Additional points, if any:

TOTAL NUMERICAL RATING:

4.80

ADJECTIVAL RATING:

Outstanding

Prepared by:

CRISANTO L. ABAS

Name of Faculty

Reviewed by:

EUSEBIO R. LINA, JR.

Head, DMath

Recommending Approval:

GLENN G. PAJARES

Dean, CAS

Approved:

ROTACIO S. GRAVOSO

Vice President of Academic Affairs




"Exhibit B"

INDIVIDUAL PERFORMANCE COMMITMENT & REVIEW FORM (IPCR)

I, **Crisanto L. Abas**, a faculty member of the **DEPARTMENT OF MATHEMATICS** commit to the deliver and agree to be rated on the following accomplishments in accordance with the indicated measures for the period **January - June 2024**.


CRISANTO L. ABAS
Assistant Professor III
Date: July 3, 2024

Approved:


EUSEBIO R. LINA, JR.
Head, DMath
Date: 7/23/2024

MFO No.	Description of MFO's/PAPs	Success/ Performance Indicators (PI)	Tasks Assigned	Target (Jan. - Dec)	Actual Accomplishment	Rating				REMARKS (Indicators in percentage should be supported with numerical values in numerators and denominators)
						Quality	Efficiency	Timeliness	Average	
UMFO 2. HIGHER EDUCATION SERVICES										
OVPI MFO 3. Higher Education Management Services										
	PI 6: Number of programs accredited	A 1. Number of programs accreditation/evaluation	Prepares documents and /or program profile and other materials required during program/institutional accreditation and/or evaluation	0						
	PI 10: Total FTE, coordinated, implemented and monitored *	A 2. Actual Faculty's FTE	Handles and teaches courses assigned	30	18.80	5	5	5	5.00	Teaches Math 174, Math 114s, Math 112s, Math 190, Math 11n (2nd sem 23-24)
	PI 11: Number of new/revised curricular proposals submitted	A 3. Number of new/revised curricular proposals submitted	Contributes to the submission of a new revised curricular proposals	0						

	PI 13: Percentage of courses offered with approved course syllabi	A 4. Percentage of courses offered with approved course syllabi	Teaches subjects with approved course syllabi	75%	80%	5	5	4	4.67	4/5 subjects
	PI 14: Percentage of courses offered with IMs	A 5. Percentage of courses offered with approved IMs	Teaches subjects with approved IMs	0%	20%	5	5	4	4.67	1/5 subjects
	PI 15: Number of Instructional Materials approved	A 6. Number of Instructional Materials approved	Prepares and submits IMs for review and approval	0						
	PI 16: Percentage of courses offered with final grades submitted within the allowable period	A 7. Percentage of courses handled with final grades submitted within the allowable period	Submits grade sheets within allowable period	100%	100%	5	5	3	4.33	If the allowed period is the deadline then, my accomplishment is 0% (0/5). Otherwise, 100% (5/5).
	PI 17: Percentage of courses rated at least VS in the Teaching Performance Evaluation by Students (TPES)	A 8. Percentage of courses rated at least VS in the Teaching Performance Evaluation by Students (TPES)		75%	100%	5	5	5	5.00	5/5 subjects
	PI 19: Additional Outputs	A 9. Number of INC forms with grades submitted within the prescribed period	Facilitates students in their completion of the subject and submits completion forms with grade within prescribed period	5	8	5	5	5	5.00	Math 17m, Math 17b, Math 11n
		A 10. Number of long examinations administered and checked	Administers and checks long examination for subjects taught	10	15	5	5	5	5.00	Math 174, Math 114s, Math 112s, Math 190, Math 11n
		A 11. Number of quizzes administered and checked	Prepares and checks quizzes for lec and lab	10	11	5	5	5	5.00	Math 174, Math 114s, Math 112s, Math 190, Math 11n
		A 12. Number of lab reports and term papers checked and graded	Checks lab reports and term papers submitted as required	0						No lab reports.
		A 13. Number of Student organizations advised	Advises student organizations recognized by DSO	1	2	5	5	5	5.00	VSU SOD and VSU Math Society
		A 14. Number of Student organizations assisted on student related activities	Assists student organizations in implementing student related activities	2	1	5	5	5	5.00	Interfaith Night during the VSU Centennial anniversary

		<i>Number of powerpoint presentations prepared.</i>	<i>Prepares presentations for classes handled</i>	4	10	5	5	5	5:00	Math 174, Math 114s, Math 112s, Math 190, Math 11n
UMFO 3 . RESEARCH SERVICES										
	<u>PI 1:</u> Number of research outputs in the last three (3) years utilized by the industry or by other beneficiaries *	<u>A 15.</u> Number of research outputs in the last three (3) years utilized by the industry or by other beneficiaries *	Conducts research for possible utilization by industry or other beneficiaries	0						
	<u>PI 2:</u> Number of research outputs completed within the year *	<u>A 16.</u> Number of research outputs completed within the year *	Conducts and completes research project within the year	1	0					It will be completed by the end of the year.
	<u>PI 3:</u> Number of research outputs presented in regional/national/ int'l fora/conferences	<u>A 17.</u> Number of research outputs presented in regional/national/ int'l fora/conferences *	Prepares, submits and presents research paper in scientific fora/conferences							
		<i>a. International</i>		0						
		<i>b. National</i>		1	1	5	5	5	5:00	MSP 2024 Annual Convention
		<i>c. Regional or Institutional Conferences</i>		0						
	<u>PI 4:</u> Number of research proposal submitted	<u>A 18.</u> Number of research proposal submitted	Submits research proposal for review	1						
	<u>PI 5:</u> Number of research proposals approved	<u>A 19.</u> Number of research proposal approved	Follow ups submitted proposal and reviewed by TWG	1	2	5	5	5	5:00	NSRI Project and VSU Funded Study
	<u>PI 6:</u> Number of research projects/studies implemented	<u>A 20.</u> Number of research projects/studies implemented	Implements duly approved research projects/studies	1	1	5	5	5	5:00	NSRI Project
	<u>PI 7:</u> Amount of research money obtained from external sources	<u>A 21.</u> Amount of research money obtained from external sources	Requests for research money from external sources	0	200,000.00	5	5	5	5:00	From NSRI Project with three project proponents.
	<u>PI 8:</u> Amount of research money obtained from internal sources	<u>A 22.</u> Amount of research money obtained from internal sources	Requests for research money from internal sources	5,000	0					VSU Funded Project have yet to be implemented.
	<u>PI 9:</u> Number of patents applications	<u>A 23</u> Number of patents applications	Applies for patents	0						
	<u>PI 10:</u> Number of patents approved	<u>A 24.</u> Number of patents approved	Follow ups patent applications	0						

	PI 11: Number of creative works published	A 25. Number of creative works created, performed, presented, exhibited, and published.	Prepares creative works (e.g., poetry, plays, visual arts, musical, etc.)	0						
	PI 12: Number of research articles derived from approved research in the university submitted	A 26. Number of research articles derived from approved research in the university submitted	Submits research articles derived from approved research in the university for publication	1	1	5	5	5	5.00	The article is still in review.
	PI 13: Number of research articles derived from approved research in the university published	A 27. Number of research articles derived from approved research in the university published	Follow ups submitted research articles derived from approved research in the university for publication	1	0	5	5	5	5.00	The article is still in review.
	PI 14: Number of Scopus, WoS, and ACI publications and other reputable journals	A 28. Number of Scopus, WoS, and ACI publications and other reputable journals	Submits research articles for publication in journals indexed by Scopus, WoS, and ACI.	100%	0%	5	5	5	5.00	0/1 article. The article is still in review.
	PI 15: Additional outputs*	A 29. No. of research-related awards (research conducted by faculty or student w/ faculty)		0						
		A 30. Number of journal articles/scientific paper received and reviewed as peer-reviewer	Acts as peer reviewer of journal articles/scientific papers, reviews the paper received and returns duly reviewed paper	0						
		A 31. Number of UMs submitted to ITSO, VSU	Prepares and submits application for UM of technology generated out of research output	0						
UMFO 4. EXTENSION SERVICES										
	PI 1: Number of active partnerships with LGUs, industries, NGOs, NGAs, SMEs, and other stakeholders as a result of extension activities (MOUs/MOAs)	A 32. Number of active partnerships with LGUs, industries, NGOs, NGAs, SMEs, and other stakeholders facilitated and maintained	Identifies and links with probable partners for extension activities and maintains this active partnership	0						
	PI 2: Number of trainees weighted by the length of training	A 33. Number of trainees weighted by the length of training	Conducts trainings among beneficiaries of technologies for transfer	0						

PI 3: Number of extension programs and projects	A 34. Number of extension programs and projects		0						
PI 4: Percentage of beneficiaries who rated the training course/s as satisfactory or higher in terms of quality and relevance	A 35. Percentage of beneficiaries who rated the training course/s as satisfactory or higher in terms of quality and relevance	Provides quality and relevant training courses	0						
PI 5: Number of technical/expert services rendered	A 36. Number of technical/expert services rendered as/in:	Provides the technical and expert services requested by beneficiaries	0						
	a. Peer reviewer of journal/book								
	b. Review of research and extension proposal		0	4	5	5	5	5:00	BSEd Math action research proposal panelist.
	c. Resource speaker/person (panelist, discussant, judge in academic and research competition, moderator in conferences, convenor, facilitator)			2	5	5	5	5:00	MSP annual convention and the MSP SUPMat 2024
	d. accreditor								
	e. consultancy								
PI 6: Number of extension proposals submitted	A 37. Number of extension proposals submitted	Prepares extension project proposals and submits for review	0						
PI 7: Number of extension proposals approved	A 38. Number of extension proposals approved	Follow ups submitted and reviewed extension proposals	0						
PI 8: Number of extension proposals implemented	A 39. Number of extension proposals implemented	Implements duly approved extension projects	0						
PI 9: Number of extension outputs presented in int'l, national, regional or institutional conferences	A 40. Number of extension outputs presented in:	Prepares, submits and presents extension paper in conferences	0						
	a. International								
	b. National								
	c. Regional or Institutional Conferences								
PI 10: Number of extension activities conducted	A 41. Number of extension activities conducted	Conducts extension program activities	0						

PI 11: Number of trainings, seminars, fora conducted	A 42. Number of trainings, seminars, fora conducted	Conducts trainings, seminars, and fora	0						
PI 12: Number of IEC materials developed	A 43. Number of IEC materials developed	Develop IEC materials	0						
PI 13: Number of IEC materials distributed	A 44. Number of IEC materials distributed		0						
PI 14: Number of extension articles derived from approved extension projects in the university submitted	A 45. Number of extension articles derived from approved extension projects in the university submitted	Submits extension articles derived from approved extension projects in the university	0						
PI 15: Number of extension articles derived from approved extension projects in the university published	A 46. Number of extension articles derived from approved extension projects in the university published	Follow ups submitted extension articles derived from approved extension projects in the university for publication	0						
PI 16: Amount of research money obtained from external sources	A 47. Amount of extension money obtained from external sources	Requests for extension money from external sources	0						
PI 17: Amount of research money obtained from internal sources	A 48. Amount of extension money obtained from internal sources	Requests for extension money from internal sources	0						
PI 18: Additional outputs *	A 49. No. of extension-related awards (extrn. conducted by faculty or student & faculty) *		0						
UMFO 5. SUPPORT TO OPERATIONS									
OVPI MFO 1. Faculty Development Services									
PI 7: Number of trainings, seminars, and conferences attended	A 50. Number of training, seminars, and conferences attended (international, national, regional/institutional)	Attends training, seminars, and conferences attended (international, national, regional/institutional)	1						
	International			1	5	5	5	5:00	International Training Program
	National			2	5	5	5	5:00	MSP Annual Convention; MSP
	Regional/Institutional								
OVPI MFO 3. Registration Services									
PI 9: Percentage of students enrolled and validated within the registration period	A 51. Percentage of students enrolled and validated within the registration period	Validates students within the registration period	50%	100%	5	5	5	5:00	18/18 Students

PI 10: Number of students advised during the registration period	A 52: Number of students advised during the registration period	Acts as academic adviser	4	18	5	5	5	5:00	2nd year BSMath Students
OVPI MFO 4. Curricular Program Management Services									
PI 12: Number of IMs reviewed by the DIMRC	A 53: Number of IMs reviewed by the DIMRC	Submits IMs for review	1						To be accomplished in July-Dec period.
PI 13: Number of course syllabi and TOS reviewed and approved	A 54: Number of course syllabi and TOS submitted for review and approval within the prescribed period.	Submits course syllabi and TOS for approval	2	4	5	4	4	4:33	3 TOS and 1 syllabus
PI 15: Number of student interns deployed and monitored	A 56: Number of student interns deployed and monitored	Acts as student internship program coordinator							
PI 16: Number of student thesis advised:	A 57: Number of students advised on thesis/field practice/special problem:		4						
	As SRC Chairman	Advises and corrects research outline and thesis/SP manuscript							
	As SRC Member	Advises and corrects research outline and thesis/SP manuscript		18	5	5	5	5:00	BSEd Math action research proposal/outline
PI 18: Number of students from other schools having summer program supervised	A 59: Number of students from other schools having summer program supervised	Acts coordinator/facilitator for students from other schools having summer program in VSU	0						
PI 19: Number of external institutions/agencies conducting benchmarking activities served	A 60: Number of external institutions/agencies conducting benchmarking activities served	Facilitates in assisting of the external institutions/agencies conducting benchmarking activities	0						
PI 20: Number of students from other academic departments conducting research activities served	A 61: Number of students from other academic depts conducting research activities served	Facilitates in assisting students from other academic depts conducting research activities	0						
PI 21: Additional outputs	A 62: Number of students entertained for consultation purposes	Entertains students consulting on subject taught, thesis and grades	5	5	5	5	5	5:00	Some consulted through emails.
UMFO 6. GENERAL ADMINISTRATIVE AND SUPPORT SERVICES									

PI 9: Percentage of submitted DTR within the prescribed period	A 73. Percentage of submitted DTR within the prescribed period	Submits DTR within the prescribed period	100%	75%	5	5	3.5	4.50	6/8 DTRs, the other two are from last Nov-Dec of the previous year.
PI 10: Percentage of complaints, if any, addressed on time	A 74. Percentage of complaints, if any, addressed on time	Addresses complaints on time (if any)	100%	100%	5	5	5	5.00	No complaints.
PI 17: Additional Outputs	A 80. Number of meetings attended	Attends meetings (departmental/institutional)	5	6	5	5	5	5.00	Dept. & Institutional
	A 81. Number of new initiatives introduced resulting to best practice replicated/benchmarked by other depts/agencies *	Initiates/introduces improvements in performing functions resulting to best practice	0						
Total Over-all Rating								147.50	
Average Rating								4.92	
Adjectival Rating					Outstanding				

Average Rating (Total Over-all rating divided by 31)	4.92
Additional Points:	
Approved Additional Points (with copy of approval)	
FINAL RATING	4.92
ADJECTIVAL RATING	Outstanding

Comments/Recommendations:

Produce outputs under research and extension services. Continue working on your research projects and plan for an extension project as the Dept. Extension Coordinator.

Evaluated & Rated by:

Eusebio R. Lina, Jr.
EUSEBIO R. LINA, JR.
 Head, DMATH
 Date: 7/23/2024

Recommending Approval:

Glenn G. Pajares
GLENN G. PAJARES
 Dean, CAS
 Date: July 25, 2024

Approved by:

Rotacio S. Gravoso
ROTACIO S. GRAVOSO
 Vice President for Academic Affairs
 Date: July 29, 2024

PERFORMANCE MONITORING & COACHING JOURNAL

	1st	Q U A R T E R
	2nd	
	3rd	
	4th	

Name of Employee: Crisanto L. Abas


Head of Office: Eusebio R. Lina, Jr.

Number of Personnel: 15

Activity Monitoring	MECHANISM				Remarks
	Meeting		Memo	Others (Pls. specify)	
	One-on-One	Group			
Monitoring <ul style="list-style-type: none">Monitor the progress of his Ph.D. studyConduct class observationDiscuss the TPES result for the 1st semester, SY 2023-2024	Jan – June 2024 May 2024 May 2024	Jan-June 2024			
Coaching <ul style="list-style-type: none">Encourage the faculty to fast track the completion of his dissertation	Casual conversations (Jan-June 2024)				

Note: Please indicate the date in the appropriate box when the monitoring was conducted.

Conducted by:


EUSEBIO R. LINA, JR.
 Head, DMath

Noted by:


GLENN G. PAJARES
 Dean, CAS

TRACKING TOOL FOR MONITORING TARGETS

Major Final Output/ Performance Indicator	TASK	ASSIGNED TO	DURATION	TASK STATUS				REMARKS
				1 st Week	2 nd Week	3 rd Week	4 th Week	
OVPI MFO 3. Higher Education Management Services								
PI 10: Total FTE, coordinated, implemented, and monitored *	Handles and teaches courses assigned	All faculty	Whole semester				100%	All offered subjects were handled
PI 13: Percentage of courses offered with approved course syllabi	Teaches subjects with approved course syllabi	All faculty	Jan – Feb 2024				100%	All subjects offered have approved course syllabi
PI 15: Number of Instructional Materials approved	Prepares and submits IMs for review and approval	All faculty	Jan – Feb 2024					None submitted for review
PI 16: Percentage of courses offered with final grades submitted within the allowable period	Submits grade sheets within the allowable period	All faculty	January 2024 July 2024				75% 75%	Some grade sheets were submitted after the deadline
A 8. Percentage of courses rated at least VS in the Teaching Performance Evaluation by Students (TPES)	Obtains at least VS TPES ratings	All faculty	-					Depends on the result released by OIMD
A 9. Number of INC forms with grades submitted within the prescribed period	Facilitates students in their completion of the subject and submits completion forms with grades within the prescribed period	All faculty	Whole semester					Faculty were reminded to act on the INC grades of their students before they lapse
A 10. Number of long examinations administered and checked	Administers and checks long examinations for subjects taught	All faculty	Whole semester				-	Regular monitoring is conducted
A 11. Number of quizzes administered and checked	Prepares and checks quizzes for lecture and lab	All faculty	Whole semester				-	
A 13. Number of Student organizations	Advises student organizations	CL Abas, JAA Cañete,	Whole semester				-	Regular monitoring

advised	recognized by DSO	ERLina, Jr., RM Igcasama, JS Valenzona, DL Valenzona						is conducted
A 14. Number of Student organizations assisted on student related activities	Assists student organizations in implementing student-related activities	CL Abas, JAA Cañete, ERLina, Jr., RM Igcasama, JS Valenzona, DL Valenzona	Whole semester				-	Regular monitoring is conducted
UMFO 3. RESEARCH SERVICES								
PI 2: Number of research outputs completed within the year *	Conducts and completes research projects within the year	CL Abas, JAA Cañete, ERLina, Jr., RM Igcasama, IC Sidaya	Jan-June 2024				50%	Regular monitoring is conducted
PI 3: Number of research outputs presented in regional/national/international fora/conferences	Prepares, submits, and presents research papers in scientific fora/conferences	CL Abas, JAA Cañete, ERLina, Jr., RM Igcasama, IC Sidaya	Jan-June 2024				30%	
PI 4: Number of research proposals submitted	Submits research proposal for review	All faculty	Jan-June 2024				0%	
PI 5: Number of research proposals approved	Follows up the submitted proposal and reviewed by TWG	CL Abas, JAA Cañete, ERLina, Jr., RM Igcasama, IC Sidaya	January 2024				75%	Proposals submitted previous year
PI 6: Number of research projects/studies implemented	Implements duly approved research projects/studies	CL Abas, JAA Cañete, ERLina, Jr., RM Igcasama, IC Sidaya	Jan-June 2024				100%	3 projects
PI 13: Number of research articles derived from approved research in the university published	Submits research articles for publication in journals indexed by Scopus, WoS, and ACL.	CL Abas, JAA Cañete, ERLina, Jr., RM Igcasama, IC Sidaya	Jan-June 2024				0%	Projects are ongoing
UMFO 5. SUPPORT TO OPERATIONS								
PI 7: Number of trainings, seminars, and conferences attended	Attends training, seminars, and conferences	All faculty and staff	Jan-June 2024				-	Recommends participation

	attended (international, national, regional/institutional)							n of faculty and staff
PI 12: Number of IMs reviewed by the DIMRC	Submits IMs for review	All faculty	Jan-June 2024				-	None submitted for review.
PI 13: Number of course syllabi and TOS reviewed and approved	Submits course syllabi and TOS for approval	All faculty	Jan-Feb 2024 June 2024				100%	Regular monitoring is conducted
A 62. Number of students entertained for consultation purposes	Entertains students consulting on the subject taught, thesis, and grades.	All faculty	Jan-June 2024				-	Regular monitoring is conducted
UMFO 6. GENERAL ADMINISTRATIVE AND SUPPORT SERVICES								
PI 1: Number of departments/institutes/offices supervised	Acts as head of an office	ER Lina Jr., RM Igcasama	Jan-June 2024				-	DMath and Admission s Office
PI 2: Number of management meetings conducted	Presides departmental meetings	ER Lina, Jr.	Jan-June 2024				-	Dept. meetings
PI 4: Number of routinary documents acted	Signs documents	ER Lina, Jr., GM Apas	Jan-June 2024				-	Regular monitoring is conducted
PI 5: Number of requests acted	Approves requests	ER Lina, Jr., GM Apas	Jan-June 2024				-	Acts on requests accordingly
PI 6: Number of memoranda prepared	Issues memoranda	ER Lina, Jr.,	Jan-June 2024				-	Issued memorandum whenever necessary
PI 9: Percentage of submitted DTR within the prescribed period	Submits DTR within the prescribed period	All faculty and staff	Jan-June 2024				-	Regular monitoring is conducted
PI 10: Percentage of complaints, if any, addressed on time	Addresses complaints on time (if any)	All faculty and staff	Jan-June 2024				-	Regular monitoring is conducted
PI 11: Percentage of action plans implemented and monitored as scheduled	Implements and monitors action plans as scheduled	All faculty and staff	Jan-June 2024				-	Regular monitoring is conducted
PI 12: Percentage of monthly accomplishment report submitted	Submits monthly accomplishment report	ER Lina, Jr.	Jan-June 2024				100%	

A 80. Number of meetings attended	Attends meetings (departmental/institutional)	All faculty and Staff	Jan-June 2024				-	Monitored the attendance of faculty
--	---	-----------------------	---------------	--	--	--	---	-------------------------------------

Prepared by:


EUSEBIO R. LINA, JR.
 Department Head

PERFORMANCE MONITORING FORM

Name of Employee: **CRISANTO L. ABAS**

Task No.	Task Description	Expected Output	Date Assigned	Expected Date to Accomplish	Actual Date accomplished	Quality of Output*	Over-all assessment of output**	Remarks/ Recommendation
1	Handles and teaches courses assigned	15 FTE	Jan. 2024	End of the semester	End of the semester	Very Impressive	Outstanding	None
2	Teaches subjects with approved course syllabi	100%	Jan. 2024	Feb. 2024	Feb. 2024	Very Impressive	Outstanding	None
3	Prepares and submits IMs for review and approval	-						This task is optional.
4	Submits grade sheets within the allowable period	100% of courses handled	Jan. 2024	June 7, 2024	June 26, 2024	Impressive	Satisfactory	Submit grades on or before the deadline.
5	Obtains at least VS TPES ratings	75% of courses handled	-	-	-	Very Impressive	Outstanding	Facilitated by ODIE.
6	Facilitates students in their completion of the subject and submits completion forms with grades within the prescribed period	-	-	-	-	Very Impressive	Outstanding	Reminders are issued for INCs that are about to lapse.
7	Advises student organizations recognized by DSO	1	-	-	-	Impressive	VS	None.
8	Assists student organizations in implementing student-related activities	1	-	-	-	Impressive	VS	None.
9	Conducts and completes research projects within the year	1	January 2024	December 2024	Ongoing	Impressive	VS	To be completed within the period

10	Prepares, submits, and presents research papers in scientific fora/conferences	1	January 2024	December 2024	May 2024	Very Impressive	Outstanding	None.
11	Submits research proposal for review	-						Optional
12	Follows up the submitted proposal and reviewed by TWG	-	January 2024	-	March 2024	Impressive	VS	Notice of approval was issued
13	Implements duly approved research projects/studies	1	January 2024	December 2024	Ongoing	Impressive	VS	To be completed within the period
14	Submits research articles for publication in journals indexed by Scopus, WoS, and ACL.	1	January 2024	-	-	-	-	To be completed within the period
15	Attends training, seminars, and conferences attended (international, national, regional/institutional)	1	January 2024	-	Various dates	Very Impressive	Outstanding	None.
16	Submits course syllabi and TOS for approval	100% of courses handled	January 2024	Start of classes/ final exam week	-	Very Impressive	Outstanding	None.
17	Entertains students consulting on the subject taught, thesis, and grades.	-		Various dates	Various dates	Impressive	Very Satisfactory	Keep student consultation record
18	Submits DTR within the prescribed period	100%	January 2024	Various dates	Various dates	Impressive	Very Satisfactory	Some were submitted late.
19	Addresses complaints on time (if any)	-	-	-	-	-	-	None.
20	Implements and monitors action plans as scheduled	-	-	-	-	-	-	None.
21	Attends meetings (departmental/institutional)	100% attendance	January 2024	Various dates	Various dates	Very Impressive	Outstanding	None.

* Either very impressive, impressive, needs improvement, poor, very poor

** Outstanding, very satisfactory, satisfactory, unsatisfactory, poor

Prepared by:

Eusebio R. Lina, Jr.

EUSEBIO R. LINA, JR.
Head, DMath

EMPLOYEE DEVELOPMENT PLAN

Name of Employee: **Crisanto L. Abas**

Performance Rating: **Outstanding**

Aim:

1. Gain competence and qualification to assume higher responsibilities
2. Improve the RDE involvement of the faculty

Proposed Interventions to Improve Performance:

Date: February 2024

Target Date: December 2024

First Step:

1. Encourage him to work on his dissertation to complete his Ph.D. study
2. Monitor the progress of his Ph.D. study

Result:

Completion of his Ph.D. study.

Date: July 2024

Target Date: December 2024

Next Step:


1. Encourage him to produce outputs on research, extension, and innovation activities.

Outcome: Submission of extension project proposal and publication of research articles in reputable journals

Final Step/Recommendation:

Encourage him to sustain/continue performing research/extension-related functions.

Prepared by:


EUSEBIO R. LINA, JR.
Head, DMath

Conforme:


CRISANTO L. ABAS
Ratee



TEACHING PERFORMANCE EVALUATION BY STUDENTS SUMMARY OF RATING

First Semester SY 2023-2024

Name of faculty: ABAS, CRISANTO L.

Department: Dept. of Mathematics

College: College of Arts and Sciences

Course No. & Descriptive Title		Lab/ Lec	RATING		% Evaluation Rating
			Num.	Adjec.	
Math 171	DIFFERENTIAL EQUATIONS	LEC	4.00	Very Satisfactory	80.0%
Math 171	DIFFERENTIAL EQUATIONS	LAB	4.00	Very Satisfactory	80.0%
Math 121s	CALCULUS 2	LEC	5.00	Outstanding	100.0%
Math 17b	PRECALCULUS	LEC	5.00	Outstanding	100.0%
Math 17m	PRECALCULUS	LEC	5.00	Outstanding	100.0%
Average Rating			4.60	Outstanding	92.00%

Source: *Results of Teaching Performance Evaluation by Students filed at ODIE*

Legend:

1.00 – 1.49 Poor (P)

1.50 – 2.49 Fair (F)

2.50 – 3.49 Satisfactory(S)

3.50 – 4.49 Very Satisfactory(VS)

4.50 – 5.00 Outstanding(O)

Prepared by:

VANESSA W. NAZAL

TPES in-Charge

Date: April 19, 2024

Attested by:

MA. RACHEL KIM L. AURE

Director, Instruction and Evaluation

Date: April 19, 2024

Received by:

ABAS, CRISANTO L.

Name and Signature of Faculty

Date: 05/21/2024

Distribution of copies: ODIE, College, Department, Faculty

Vision: A globally competitive university for science, technology, and environmental conservation.

Mission: Development of a highly competitive human resource, cutting-edge scientific knowledge and innovative technologies for sustainable communities and environment.