

SUMMARY OF INDIVIDUAL RATINGS OF FACULTY MEMBERS WITH MULTIPLE FUNCTION

Name of Faculty Member: DR. MYRNA M. AVILA

Program Involvement -1	Percentage Weight of Involvement -2	Numerical Rating (Rating X%) -3		Equivalent Numerical Rating (2x3)
1. Instruction				
a. Head/Dean (50%)	50%	4.50	2.25	
b. Students (50%)		4.00	2.0	
TOTAL for Instruction	25%	8.50	4.25	1.0625
2. Research	15%		4	0.6
3. Extension	50%		4.25	2.125
4. Administration	10%		4.5	0.45
TOTAL	100%	8.50	17	4.24


EQUIVALENT NUMERICAL RATING: VS

Add: Additional Points, if any: 4.24

TOTAL NUMERICAL RATING:


ADJECTIVAL RATING:

Prepared by:



MYRNA M. AVILA

Name of Faculty

Reviewed by:


MARIA AURORA T.W. TABADA
Department
Head

Approved:


EDGARDO E. TULIN
President

INDIVIDUAL PERFORMANCE COMMITMENT & REVIEW FORM (IPCR)

I, **MYRNA M. AVILA** of the **Institute for Strategic Research and Development Studies** commits to deliver and agree to be rated on the attainment of the following accomplishments in accordance with the indicated measures for the period **July - December, 2016**.


MYRNA M. AVILA
 Ratee

Approved: 
MARIA AURORA TW. TABADA
 Head of Unit


MFOs/PAPs	Success Indicators	Target	Accomplish	Q ¹	E ²	T ³	A ⁴	Remarks
Higher & Advanced Education Services				4.5	4.5	4.5	4.5	
	Full Time Equivalent (FTE) Actual Teaching	12	13.65					
	No. of Socio 11 taught	1	2					Socio 11 was be offered for non-K-12 students who enrolled beginning 1st semester 2016-2017
	Number of Instructional Materials Developed/ Revised in Socio 11	1	10					Revised within the last 3 years
	No. of IMs prepared in UCSP- SH	1	1					
	No. of student consultations made	15	64					
Research Services				3.70	3.70	3.70	3.70	
	No. of research projects implemented and completed on time	1	1					Database development for bioethanol production.
	No. Of research reports submitted	1	1					
Extension Services				3.70	3.70	3.70	3.70	
	Number of extension projects implemented and completed on time	1	1					

	Number of extension reports submitted on time	1	2					Quarterly report
	Number of trainings conducted	1	1					Project-based training
	Number of beneficiaries served	LGU- 2 NGA- 2 CSO- 2 PO-2 SUC- 2	4 4 2	2 5				
Administrative Services				4.50	4.50	4.50	4.50	
	No. of times served as OIC Director of ISRDS	3	8					
	No. of committee meetings attended	2	3					
Total Over-all Rating				16.4	16.4	16.4	16.40	
Average Over-all rating				4.10	4.10	4.10	4.10	
Adjectival Rating							VS	

Received by:

Calibrated by:

Approved by:


Planning Office
PRPFO

REMBERTO A. PATINDOL

PMT


BEATRIZ S. HELONIAS

VP


EDGARDO E. TULIN

President

Date:

Date:

Date:

Date: