

SUMMARY OF INDIVIDUAL RATINGS OF FACULTY MEMBERS WITH MULTIPLE FUNCTIONS

Name of Faculty Member: **MA. RACHEL KIM L. AURE**

Program Involvement (1)	Percentage Weight of Involvement (2)	Numerical Rating (Rating x%) (3)	Equivalent Numerical Rating (2x3)
6. Instruction			
c. Head/Dean (50%)		4.76x50%= 2.38	
d. Students (50%)		4.50x50% = 2.25	
Total for Instruction	70%	4.63	3.24
7. Research			
c. Client/Dir. for Research (0%)			
d. Dept. Head/Center Director (100%)		3.00x 100% =3.00	
Total for Research	10%	3.00	0.30
8. Extension			
c. Client/Dir. for Extension (0%)			
d. Dept Head/Center Director (100%)		5.00x 100% =	
Total for Extension	10%	5.00	0.50
9. Administration	10%	5.00	0.50
10. Production			
TOTAL	100%		4.54

EQUIVALENT NUMERICAL RATING: _____

4.54

Add: Additional Points, if any: _____

TOTAL NUMERICAL RATING: _____

4.54

ADJECTIVAL RATING: _____

Outstanding

Prepared by:

Reviewed by:


MA. RACHEL KIM L. AURE

Name of Faculty


ROSARIO P. ABELA


Department Head

Recommending Approval:


BAYRON S. BARREDO

Dean/Director

Approved:


ROTACIO S. GRAVOSO


Vice President


1934


"Exhibit B"

INDIVIDUAL PERFORMANCE COMMITMENT & REVIEW FORM (IPCR)

I, **MA. RACHEL KIM L. AURE**, a faculty member of the **DEPARTMENT OF TEACHER EDUCATION** commit to the deliver and agree to be rated on the accomplishment of the following targets in accordance with the indicated measures for the period JULY - DECEMBER, 2024.


MA. RACHEL KIM L. AURE
 Associate Professor
 Date: Feb. 12, 2025

Approved: 
ROSARIO P. ABELA
 Department Head
 Date: Feb. 12, 2025


BAYRON S. BARREDO
 College Dean
 Date: Feb. 12, 2025

MFO No.	Description of MFO's/PAPs	Success/ Performance Indicators (PI)	Tasks Assigned	Target	Actual Accomplishment	Rating				REMARKS (Indicators in percentage should be supported with numerical values in numerators and denominators)
						Quality	Efficiency	Timeliness	Average	
UMFO 1. ADVANCED EDUCATION SERVICES										
OVPI MFO 2. Graduate Student Management Services										
	PI 4: Total FTE coordinated, implemented & monitored*	A1. Actual Faculty's FTE	Handles subjects/courses assigned	1	1	5	5	5	5	EDUC 203 - Research in Education
	PI 8: Number of graduate students advised *	A2. Number of students advised	Acts as academic adviser to graduate students							
		A3. Number of students advised on thesis/special problem/dissertation								
		As GAC Chairman	Advises and corrects research outline and thesis/SP/dissertation manuscript							
		AS GAC Member	Advises and corrects research outline and thesis/SP/dissertation manuscript							
		A4. Number of students entertained for consultation purposes	Entertains students seeking consultation with faculty	2	23	5	5	5	5	
	PI 9: Number of instructional materials developed *	A5. Number of on-line ready coursewares developed and submitted for review	Converts the existing instructional materials into flexible learning systems							
On-line ready courseware			Prepares Instructional module/laboratory guide/workbook or a combination thereof	1	1	4	4	4	4	EDUC 203 - Research in Education

Supplemental learning resources			Prepares Power Point presentation, video clips, movie clips, reading assignments depending on course taught	1	5	5	5	5	5	EDUC 203 - Research in Education
Assessment tools			Prepares assessment tools such as long exam, quizzes, problems sets, etc.	1	4	5	5	5	5	EDUC 203 - Research in Education
A 6 : Number of on-line course ware reviewed by TRP & edited by MMDC editor			Submits the course ware duly reviewed by TRP for editing by MMDC editor							
A 7 : Number of virtual classroom created and operational			Creates virtual classroom using either Moodle	1	1	4	4	4	4	EDUC 203 - Research in Education
	PI 10. Additional outputs:	A 8. Other outputs implementing the new normal due to covid 19	Designs experiential learning activities and other outputs to implement new normal	1	1	4	4	4	4	EDUC 203 - Research in Education
UMFO 2. HIGHER EDUCATION SERVICES										
OVPI UMFO 3. Higher Education Management Services										
	PI 5: Total FTE, coordinated, implemented and monitored *	A9. Actual Faculty's FTE	Handles and teaches courses assigned	6	11.55	5	5	5	5.00	1st Sem 2024 - 2025 Math133, PrEd200
		A10. Number of grade sheets submitted within prescribed period	Prepares gradesheet and submits on or before deadline	2	4	5	5	5	5.00	1st Sem 2024 - 2025 Math133, PrEd200

		A11. Number of INC forms with grade submitted within prescribed period	Facilitates students in their completion of the subject and submits completion forms with grade within prescribed period	2	5	5	5	4	4.67	1st Sem 2024 - 2025 Math133, PrEd200
		A12. Number of trainings attended related to instruction	Attend mandated trainings	2	5	5	5	5	5.00	Seminars/Webinars/Conferences
		A13. Number of long examinations administered and checked	Administers and checks long examination for subjects taught	2	3	5	5	4	4.67	1st Sem 2024 - 2025 Math133, PrEd200
		A14. Number of quizzes administered and checked	Prepares and checks quizzes for lec and lab	3	7	5	5	5	5.00	1st Sem 2024 - 2025 Math133, PrEd200
		A15. Number of lab reports and term papers checked and graded	Checks lab reports and term papers submitted as required							
	PI 8: Number of students advised: *	A16. Number of students advised:	Acts as academic advisor to students	30	130	5	5	5	5.00	1st - 3rd year BSED Mathematics students
		A17. Number of students advised on thesis/ field practice/special problem:								

		<i>As SRC Chairman</i>	Advises, and corrects research outline and thesis/SP manuscript	3	5	5	4	5	4.67	PrEd200
		<i>As SRC Member</i>	Advises and corrects research outline and thesis/SP manuscript	3	10	5	4	5	4.67	PrEd200
		A18 . Number of students entertained for consultation purposes	Entertains students consulting on subject taught, thesis and grades	30	150	5	5	5	5.00	BSED students
	PI 9 : Number of student organizations advised/ assisted *	A19 . Number of Student organizations advised	Advises student organizations recognized by USOO	1	1	4	5	5	4.67	Mathematics Majors' Society
		A20 . Number of Student organizations assisted on student related activities	Assists student organizations in implementing student related activities	1	1	5	4	5	4.67	Mathematics Majors' Society
	PI 10 : Number of instructional materials developed *	A 21 : Number of on-line course ware developed and submitted :	Prepares and submits for review by the Technical Review Panel							
		<i>On-line ready courseware</i>	<i>Prepares Instructional module/laboratory guide/workbook or a combination thereof</i>	1	1	5	4	5	4.67	1st Sem 2024 - 2025 Math133, PrEd200
		<i>Supplemental learning resources</i>	<i>Prepares Power Point presentation, video clips, movie clips, reading assignments depending on course taught</i>	1	5	5	5	4	4.67	1st Sem 2024 - 2025 Math133, PrEd200
		<i>Assessment tools</i>	Prepares assessment tools such as long exam, quizzes, problems sets, etc.	1	4	5	4	5	4.67	1st Sem 2024 - 2025 Math133, PrEd200
		A 23 : Number of on-line course ware reviewed by TRP & edited by MMDC editor	Submits the course ware duly reviewed by TRP for editing by MMDC editor	1	1	5	5	5	5.00	1st Sem 2024 - 2025 Math133, PrEd200

		A 24. Number of virtual classroom created and operational		1	1	5	5	5	5.00	1st Sem 2024 - 2025 Math133, PrEd200
	PI 11. Additional outputs	A 25. Number of Additional outputs accomplished:								
		Program accreditation/evaluation	Prepares documents and /or program profile and other materials required during program/institutional accreditation and/or evaluation		1	5	5	5	5.00	Revised BSED Mathematics curriculum as suggested by CHED / College of Education Curriculum and Instruction Review / Facilitated and organized the University Curriculum and Instruction Review
		Agency/firm/Industry linkages	Coordinates with potential firms and maintains linkages with firms willing to accept OJT students from							
		A 26. Other outputs implementing the new normal due to covid 19	Designs experiential learning activities and other outputs to implement new normal							
UMFO 3 . RESEARCH SERVICES										
	PI 1. Number of research outputs in the last three (3) years utilized by the industry or by other beneficiaries *	A27. Number of research outputs in the last three (3) years utilized by the industry or by other beneficiaries *	Conducts research for possible utilization by industry or other beneficiaries							

	PI 2. Number of research outputs completed within the year *	A 28. Number of research outputs completed within the year *	Conducts and completes research project within the year	1	4	5	5	4	4.67	(1) An Exit Survey of Graduating Students' Feedback: Basis for College of Education Continual Improvement; (3) Benchmarking and Capacity Needs Assessment Towards Developing VSU into a National Green University; (3) Analysis of the Teaching Performance Evaluation by Students
	PI 3. Percentage of research outputs published in internationally-referred or CHED recognized journal within the year (2%) *	A 29. Percentage of research outputs published in internationally-refereed or CHED recognized journal within the year	Writes publishable materials out of research outputs and submits for publication							
		<i>In refereed int'l journals</i>		1	0	1	1	1	1	
		<i>In refereed nat'l/regional journals</i>		1	0	1	1	1	1	
	PI 4. Number of research outputs presented in regional/national/ int'l	A 30. Number of research outputs presented in regional/national/ int'l fora/conferences *	Prepares, submits and presents research paper in scientific for a/conferences							
		<i>In int'l fora/conferences</i>								
		<i>In nat'l/regional fora/conferences</i>								

	PI 5. Percent of research proposals approved *	A 31. Percentage of of research proposals prepared, submitted and approved	Prepares research proposals, submits and follows up its approval for immediate implementation	1	2	5	5	5	5.00	(1) Developing VSU into a National Green University; (2) Analysis of the Teaching Performance Evaluation by Students
	PI 6. Additional outputs*	A 32. No. of research-related awards (research conducted by faculty or student w/ faculty)								
		A 33. Number of journal articles/scientific paper received and reviewed as peer-reviewer	Acts as peer reviewer of journal articles/scientific papers, reviews the paper received and returns duly reviewed paper		1	5	5	5	5	CNU Journal of Higher Education
		A 34. Number of UMs submitted to ITSO, VSU	Prepares and submits application for UM of technology generated out of research output							

[illegible]

	Convenor/Organizer	Convenor/Organizer								
	Consultancy	Consultant								
	Evaluator	Evaluator								
	PI 8. Percent of extension proposals approved *	A 41. Percent of extension proposals approved *	Prepares extension project proposals, submits and follow up its approval for immediate implementation							
	PI 11. Additional outputs *	A 42. No. of extension-related awards (extrn. conducted by faculty or student & faculty) *								
		A 43. Other outputs implementing the new normal due to covid 19	Designs extension related activities and other outputs to implement new normal							
UMFO 5. SUPPORT TO OPERATIONS										
	OVPI MFO 4. Program and Institutional Accreditation Services									
	PI 8. Compliance to all requirements thru the established/adequate implementation, maintenance and improvement of the QMS of the core processes of the College/department under ISO 9001:2015*	A 44. Compliance to all requirements of the QMS core processes of the university under ISO 9001:2015*	Ensures that all the QMS core processes of the university are complied with in the performance of his/her functions as faculty member	100% compliant	5	5	5	5.00		
		A 45. Compliance to all requirements of the program and institutional accreditations:	Prepares required documents and complies all requirements as prescribed in the accreditation tools	100% compliant	5	5	5	5.00		
		On program accreditations								
		On institutional accreditations								
UMFO 6. General Admin. & Support Services (GASS)										
	PI 2. Zero percent complaint from clients served	A 46. Customerly friendly frontline services	Provides customer friendly frontline services to clients	100% compliant	5	5	5	5.00		

	PI 3: Additional Outputs	A 47. Number of /new initiatives introduced resulting to best practice replicated/benchmarked by other depts/agencies *	Initiates/introduces improvements in performing functions resulting to best practice			5	5	5	5.00	
		A 48. Other outputs implementing the new normal due to covid 19	Designs administration/management related activities and other outputs to implement new normal			5	5	5	5.00	
	Total Over-all Rating					139	135	136	136.67	
	Average Rating					5	4.8	4.9	4.88	
	Adjectival Rating								Outstanding	

Evaluated & Rated by:

ROSARIO P. ABELA

Department Head

Date: 2-12-25

Recommending Approval

BAYRON S. BARREDO

Dean, College of Education

Date: 2-12-25

Approved by:

ROTACIO S. GRAVOSO

Vice President for Academic Affairs

Date: 2-18-2025

Comments and Recommendations for Development Purpose:

Keep up your commendable performance in the university. Good job!

PERFORMANCE MONITORING & COACHING JOURNAL

	1st	Q U A R T E R
	2 nd	
/	3 rd	
/	4th	

Name of Office: Department of Teacher Education


Head of Office: Rosario P. Abela

Number of Personnel: 32


Activity Monitoring	MECHANISM				Remarks
	Meeting		Memo	Others (Pls. specify)	
	One-on-One	Group			
Monitoring		<ul style="list-style-type: none">• On the making of the OBE course syllabus• On the Implementation of the New Curricula• On the implementation of Synchronous and asynchronous classes		Notice of Meetings/Routing Slip	Conducted during regular monthly meetings
Coaching	<ul style="list-style-type: none">• On the making of Test Questionnaire and Table of Specifications• On the contents of the new courses offered• On the faculty with satisfactory rating on TPES			Notice attached to evaluation form/Routing Slip	Conducted individually

Note: Please indicate the date in the appropriate box when the monitoring was conducted.

Conducted by:


ROSARIO P. ABELA
 Immediate Supervisor

Noted by:


BAYRON S. BARREDO
 Next Higher Supervisor

TRACKING TOOL FOR MONITORING TARGETS

Major Final Output/ Performance Indicator	TASK	ASSIGNED TO	DURA- TION	TASK STATUS			REMARKS
				Jan - Apr 2024	May - Aug 2024	Sept - Dec 2024	
MFO 1 Advanced Education Services							
OVPAAs MFO1. Graduate Degree Program Management Services							
PI 1. Percentage of graduate school faculty engaged in research work applied in a. Pursuing advanced research degree program	Monitor the number of faculty pursuing research degree program for 2024	Dept. Head & Faculty	Jan.- Dec. 2024			On-going	April Jae Custodio, Krizia Garingalao, Marievic Peñalosa, Sheerwina Balotite and Ananias Yunzal
b. actively pursuing in the last three (3) years (investigative research, basic and applied scientific research, policy research social science research)	Monitor the number of faculty pursuing in the last three (3) years (investigative research, basic and applied scientific research, policy research social science research)	Dept. Head & Faculty	Jan.- Dec. 2024			On-going	VSU-IHS
OVPAAs MFO2. Graduate Student Management Services							
PI 4. Total FTE coordinated, implemented & monitored	Coordinate, implement and monitor the FTE for 2 nd Semester, 2023-2024, Summer, 2024 & 1 st Semester, 2024-2025	Dept. Head & Faculty	Jan.- Dec. 2024			Completed	
PI 8. Number of graduate students advised	Advise graduate students	Dept. Head & Faculty	Jan.- Dec. 2024			Advised	
PI 9. Number of Instructional materials developed	Develop instructional materials	Dept. Head & Faculty	Jan.- Dec. 2024			Developed	
PI 10. Number of virtual classrooms created and operationalized	Create and operationalize virtual classrooms	Dept. Head & Faculty	Jan.- Dec. 2024			Created and Operationalized	
MFO 2. Higher Education Services							
PI 1: Total FTE Monitored	Monitor FTE for 2 nd sem 2023-2024, Summer 2023-2024 and 1 st sem 2024-2025	Dept. Head & Faculty	Jan.- Dec. 2024			Completed	Accomplished 100% of the target


PI 4: Number of graduates in mandated programs graduated within the prescribed period	Monitor graduating BEEd, BECED and BSED (major in Science, Soc Stud, Engl, Math & Filipino) students	Dept. Head & Faculty	Jan.-Dec. 2024			Monitored	242 graduates for school year 2023-2024
PI 8: Number of students advised	Advise on thesis/field practice/special problem and on consultation	Dept. Head & Faculty	Jan.-Dec. 2024			Advised	Accomplished beyond target
PI 9: Number of student organizations advised/ assisted	Advise/assist CE student organization	Dept. Head & Faculty	Jan.-Dec. 2024			Advised	Accomplished beyond target
PI 10: Number of instructional materials developed/revised	Prepare online courseware, materials and tools	Dept. Head & Faculty	Jan.-Dec. 2024			Prepared	Accomplished beyond target
PI 12: Percentage of first-time licensure exam takers that pass the licensure exams	Monitor the performance of students taking the exam	Dept. Head & Faculty	Jan.-Dec. 2024	Completed			Accomplished beyond target (95%)
PI 13: Percentage of graduates (2 years prior) that are employed	Conduct BEEd, BECED, BSED graduate tracer study	Dept. Head & Faculty	Jan.-Dec. 2024			Conducted	Only 90 out of 267 responses yet
PI 14: Percentage of undergraduate students enrolled in CHED-identified and RDC-identified priority programs	Comply with CHED-RQAT and COPC requirements for the BEEd, BECED and BSED program	Dept. Head & Faculty	Jan.-Dec. 2024		Completed	Completed	With certificate of compliance from CHED
PI 15: Percentage of undergraduate programs with accreditation	Accredited with AACUP Level I	Dept. Head & Faculty	Jan.-Dec. 2024			Accredited	Subjected to AACUP Level II in BSED and BECED
PI 20: Number of programs applying for COPC	Comply in the application for COPC for all programs	Dept. Head & Faculty	Jan.-Dec. 2024			Complied	COPC compliance for all programs
PI 21: Percentage of faculty rated at least VS by supervisor	Conduct class observation	Dept. Head & Faculty	Jan.-Dec. 2024	Completed		Conducted	All faculty were rated with at least VS
PI 22: Percentage of courses offered with approved course syllabi	Prepare syllabus for all courses offered	Dept. Head & Faculty	Jan.-Dec. 2024	Completed		Prepared and submitted revised syllabus	All courses with approved syllabus
PI 24: Percentage of courses offered with final grades submitted within the allowable period	Submit grades on or before the deadline	Dept. Head & Faculty	Jan.-Dec. 2024		Completed	Submitted online	One subject grade sheet not yet submitted

PI 25: Percentage of IFWs submitted to OVPA on time	Submit IFW to OVPA on time	Dept. Head & Faculty	Jan.-Dec. 2024		Completed	Submitted and approved	All faculty were able to submit IFW
MFO 3. Research Services							
PI 2: Number of research outputs presented in regional/ national/ int'l fora/ conferences	Present research outputs in national and international fora/conference	Dept. Head & Faculty	Jan.-Dec. 2024		On-going	On-going	To be accomplished
PI 4: Number of research proposals submitted/endorsed for funding	Submit research proposal with funding	Dept. Head & Faculty	Jan.-Dec. 2024		On-going	On-going	To be accomplished
MFO 4. Extension Services							
PI 2: Number of training conducted	Conduct extension activities	Dept. Head & Faculty	Jan.-Dec. 2024		On-going	On-going	To be accomplished
PI 4: Number of beneficiaries	At least one (1) group with 25 individuals	Dept. Head & Faculty	Jan.-Dec. 2024		On-going	On-going	To be accomplished
PI 5: Number of technical/expert services	Act as research mentor, resource person	Dept. Head & Faculty	Jan.-Dec. 2024		On-going	On-going	To be accomplished
PI 7: Number of extension proposal submitted	Submit extension proposal	Dept. Head & Faculty	Jan.-Dec. 2024		On-going	On-going	To be accomplished
MFO 5. Support to Operations							
PI 1: Number of faculty pursuing advanced research degree programs facilitated, monitored and assisted	Faculty are pursuing graduate studies	Dept. Head & Faculty	Jan.-Dec. 2024		On-going	On-going	April Jae Custodio, Krizia Garingalao, Marievic Peñalosa, Sheerwina Balotite and Ananias Yunzal
PI 3: Number of faculty granted with internal fellowship grants	Faculty availed for university grant	Dept. Head & Faculty	Jan.-Dec. 2024		On-going	On-going	April Jae Custodio, Krizia Garingalao, Marievic Peñalosa, Sheerwina Balotite and Ananias Yunzal
PI 5: Number of faculty sent for training, seminars, conferences	Recommend faculty to attend training	Dept. Head & Faculty	Jan.-Dec. 2024		On-going	On-going	21 faculty were recommended and approved for training
PI 8: Number of faculty recruited/hired based on	Hire regular and part-time instructors	Dept. Head & Faculty	Jan.-Dec. 2024			Completed	Hired 6 Part-time instructors

needed competencies and aligned with ISO standards							for 1 st Semester, 2024-2025
PI 5: Percentage of faculty rated by students with at least very satisfactory rating of the subjects evaluated	Faculty are rated with VS/O	Dept. Head & Faculty	Jan.-Dec. 2024				All faculty were rated at least VS
PI 1: Number of degree programs which passed accreditation/evaluation at least level 1	AACCUP accredited for all programs	Dept. Head & Faculty	Jan.-Dec. 2024	Completed			Accredited in AACCUP for all programs
PI 4: Number of activities organized/ attended/ assisted/ participated/ facilitated	Attend activities in relation to program accreditation	Dept. Head & Faculty	Jan.-Dec. 2024	Completed			Attended the AACCUP program accreditation workshop
PI 5: Compliance to all requirements thru the established/ adequate implementation, maintenance and improvement of the QMS of the core processes of the College/ department under ISO 9001:2015	Comply to all requirements thru the established/ adequate implementation, maintenance and improvement of the QMS of the core processes of the College/department under ISO 9001:2015	Dept. Head & Faculty	Jan.-Dec. 2024			Complied	No NC and some OFI were still open
MFO 6. General Admin & Support Services							
PI 1. Zero percent complaint from clients served	Zero percent complaint from clients served	Dept. Head & Faculty	Jan.-Dec. 2024				No complaint received
PI 2: Submission of College/ Department PPMP for the following year within deadline as prescribed by BAC*	Submit PPMP	Dept. Head & Faculty	Jan.-Dec. 2024			Completed	Submitted under general fund and STF
PI 3. Number of coaching sessions among faculty & staff	Conduct coaching among faculty and staff	Dept. Head & Faculty	Jan.-Dec. 2024				
PI 4: Number of planning sessions, tracking and monitoring of targets	Conduct planning sessions	Dept. Head & Faculty	Jan.-Dec. 2024				Conducted planning and monitoring during meetings
PI 5. Number of monthly/special faculty & staff meetings conducted	Conduct department monthly/ special meeting	Dept. Head & Faculty	Jan.-Dec. 2024			Conducted	Conducted 3 regular meetings
PI 8: Number of departments/ institutes/ offices supervised	Supervise the DTE office	Dept. Head & Faculty	Jan.-Dec. 2024			Supervised	DTE is supervised by designated

							head
PI 9: Number of routinary documents acted	Provide assistance in processing of documents	Dept. Head & Faculty	Jan.-Dec. 2024			Done	937 documents acted, accomplished beyond the target
PI 10: Number of committee meetings conducted	Conduct committee meetings	Dept. Head & Faculty	Jan.-Dec. 2024			Conducted	To be arranged by committees
PI 12: Number of memoranda prepared	Prepare memoranda	Dept. Head & Faculty	Jan.-Dec. 2024			Prepared	Prepared by department head as needed
PI 13: Percentage of faculty and staff submitted a DTR every month	Submit DTR every month	Dept. Head & Faculty	Jan.-Dec. 2024			Submitted	Submitted DTR more or less 60% of the faculty members on time
PI 15: Percentage of action plans implemented and monitored as scheduled	Implement and monitor action plans	Dept. Head & Faculty	Jan.-Dec. 2024			Implemented	Continual monitoring of targets
PI 16: Percentage of monthly accomplishment report submitted on time	Submit accomplishment report	Dept. Head & Faculty	Jan.-Dec. 2024			Submitted	Department head submits monthly accomplishment (100%)

Prepared by:


ROSARIO P. ABELA
Unit Head

PERFORMANCE MONITORING FORM


Name of Employee: MA. RACHEL KIM L. AURE

Task No.	Task Description	Expected Output	Date Assigned	Expected Date to Accomplish	Actual Date accomplished	Quality of Output*	Over-all assessment of output**	Remarks/ Recommendation
1	Teach graduate & undergraduate courses	6 FTE	1st week of August 2024	Before the end of semester	December 2024	Very Impressive	Outstanding	12.55 FTE undergraduate courses
2	Develop on-line courseware, supplemental learning resources & assessment tools	Develop 1 supplemental learning & 1 assessment tools	1st week of August 2024	Before the end of semester	December 2024	Impressive	Very Satisfactory	Developed 1 online ready courses, 5 supplemental learning & 4 assessment tools
3	Develop virtual classroom	Develop 1 virtual classroom	1st week of August 2024	Before the end of semester	December 2024	Impressive	Very Satisfactory	Developed 1 virtual classroom
4	Prepare research proposal	Prepare 1 research proposal	1st week of August 2024	Before the end of semester	December 2024	Impressive	Very Satisfactory	Conducted and completed research project

* Either very impressive, impressive, needs improvement, poor, very poor

** Outstanding, very satisfactory, satisfactory, unsatisfactory, poor

Prepared by:


ROSARIO P. ABELA
 Unit Head

EMPLOYEE DEVELOPMENT PLAN

Name of Employee: MA. RACHEL KIM L. AURE

Performance Rating: 4.54

Aim: Increase involvement in research and extension activities
Produce instructional materials on courses handled
Present and Publish Research

Proposed Interventions to Improve Performance:

Date: June 2024

Target Date: July to December 2024

First Step: Attend Seminars, Trainings, and workshops

Develop at least one Instructional Material

Write Research Proposals for Funding

Result:

Date: June 2024 Target Date: July to December 2024

Next Step: Submit Research Proposals for Funding

Conduct Research


Outcome: Approved Research Proposals

Final Step/Recommendation:

Publish Research Output

Conducts Research Trainings

Prepared by:


ROSARIO P. ABELA
Unit Head

Conforme:


MA. RACHEL KIM L. AURE
Name of Ratee Faculty/Staff



TEACHING PERFORMANCE EVALUATION BY STUDENTS SUMMARY OF RATING

Second Semester AY 2023-2024

Name of faculty: AURE, MA. RACHEL KIM L.

Department: Dept. of Teacher Education

College: College of Teacher Education

Course No. & Descriptive Title		Lab/ Lec	RATING		% Evaluation Rating
			Numerical	Adjectival	
Math 127	PRINCIPLES AND STRATEGIES IN TEACHING MATHEMATICS	LEC	5.00	Outstanding	100.0%
PrEd 146n	ASSESSMENT IN LEARNING 1	LEC	5.00	Outstanding	100.0%
PrEd 153b	FIELD STUDY 1: OBSERVATIONS OF TEACHING-LEARNING IN ACTUAL SCHOOL ENVIRONMENT	LAB	4.00	Very Satisfactory	80.0%
PrEd 154b	FIELD STUDY 2: PARTICIPATION AND TEACHING ASSISTANTSHIP	LAB	4.00	Very Satisfactory	80.0%
Average Rating			4.50	Outstanding	90.00%

Source: *Results of Teaching Performance Evaluation by Students filed at IEO*

Legend:

1.00 – 1.49 Poor (P)

1.50 – 2.49 Fair (F)

2.50 – 3.49 Satisfactory (S)

3.50 – 4.49 Very Satisfactory (VS)

4.50 – 5.00 Outstanding (O)

Prepared by:

VANESSA W. NAZAL

TPES in-Charge

Date: 10-30-2024

Attested by:

MA. RACHEL KIM L. AURE

Director, Instruction and Evaluation

Date: 10-31-2024

Received by:

AURE, MA. RACHEL KIM L.

Name and Signature of Faculty

Date: 12-07-24

Distribution of copies: IEO, College, Department, Faculty (all in original signature)

