

SUMMARY OF INDIVIDUAL RATINGS OF FACULTY MEMBERS
WITH MULTIPLE FUNCTIONS
(2018)


Name of Faculty: Anna Martha C. Monsanto

Instructor I


Program Involvement (1)	Percentage Weight of Involvement (2)	Numerical Rating (Rating x %) 3	Equivalent Numerical Rating (2x3)
1. Instruction			
a. Head (50%)	50%	5 x 0.5=2.5	
b. Students (handled undergraduate subjects w/ undergraduate subjects rating 5)	50%	4.83 x 0.5=2.42	
Total for instruction	50%	4.92	2.46
2. Research			
3. Extension	50%	5.00	2.50
4. Administration			
5. Production			
TOTAL	100%		4.96

EQUIVALENT NUMERICAL RATING: 4.96
Add: Additional Points, if any:
TOTAL NUMERICAL RATING: 4.96
ADJECTIVAL RATING: OUTSTANDING


Prepared by:


ANNA MARTHA C. MONSANTO
Name of Faculty


Reviewed by:


ANTONIA CECILIA Y. SANDOVAL
Department Head

Recommending Approval:


VICTOR B. ASIO
CAFS, Dean

Approved:


BEATRIZ S. BELONIAS
Vice President for Instruction

10/1/77

UNITED STATES DEPARTMENT OF AGRICULTURE
NATIONAL AGRICULTURAL STATISTICS SERVICE
WASHINGTON, D.C. 20250

State	County	Area (Acres)	Population	Area (Acres)	Population
Alabama	Adams	1,100	1,100	1,100	1,100
Alabama	Cherokee	1,100	1,100	1,100	1,100
Alabama	Chilton	1,100	1,100	1,100	1,100
Alabama	Clay	1,100	1,100	1,100	1,100
Alabama	Clarke	1,100	1,100	1,100	1,100
Alabama	Crawford	1,100	1,100	1,100	1,100
Alabama	Cullman	1,100	1,100	1,100	1,100
Alabama	DeKalb	1,100	1,100	1,100	1,100
Alabama	Etowah	1,100	1,100	1,100	1,100
Alabama	Fayette	1,100	1,100	1,100	1,100
Alabama	Franklin	1,100	1,100	1,100	1,100
Alabama	Gibson	1,100	1,100	1,100	1,100
Alabama	Greene	1,100	1,100	1,100	1,100
Alabama	Jefferson	1,100	1,100	1,100	1,100
Alabama	Lamar	1,100	1,100	1,100	1,100
Alabama	Lawrence	1,100	1,100	1,100	1,100
Alabama	Lee	1,100	1,100	1,100	1,100
Alabama	Letcher	1,100	1,100	1,100	1,100
Alabama	Madison	1,100	1,100	1,100	1,100
Alabama	Marengo	1,100	1,100	1,100	1,100
Alabama	Marshall	1,100	1,100	1,100	1,100
Alabama	Monroe	1,100	1,100	1,100	1,100
Alabama	Montgomery	1,100	1,100	1,100	1,100
Alabama	Morgan	1,100	1,100	1,100	1,100
Alabama	Muscle Shoals	1,100	1,100	1,100	1,100
Alabama	Nelson	1,100	1,100	1,100	1,100
Alabama	North Baldwin	1,100	1,100	1,100	1,100
Alabama	North Haverhill	1,100	1,100	1,100	1,100
Alabama	North Lenoir	1,100	1,100	1,100	1,100
Alabama	North Wilkesboro	1,100	1,100	1,100	1,100
Alabama	Onslow	1,100	1,100	1,100	1,100
Alabama	Orange	1,100	1,100	1,100	1,100
Alabama	Perquimans	1,100	1,100	1,100	1,100
Alabama	Rockingham	1,100	1,100	1,100	1,100
Alabama	Rocky Mount	1,100	1,100	1,100	1,100
Alabama	Sedgefield	1,100	1,100	1,100	1,100
Alabama	Swain	1,100	1,100	1,100	1,100
Alabama	Tarboro	1,100	1,100	1,100	1,100
Alabama	Taylorsville	1,100	1,100	1,100	1,100
Alabama	Tenney	1,100	1,100	1,100	1,100
Alabama	Thomson	1,100	1,100	1,100	1,100
Alabama	Union	1,100	1,100	1,100	1,100
Alabama	Washington	1,100	1,100	1,100	1,100
Alabama	Waynesville	1,100	1,100	1,100	1,100
Alabama	Weldon	1,100	1,100	1,100	1,100
Alabama	Wendell	1,100	1,100	1,100	1,100
Alabama	Winton	1,100	1,100	1,100	1,100
Alabama	Yadkin	1,100	1,100	1,100	1,100
Alabama	Yancey	1,100	1,100	1,100	1,100

UNITED STATES DEPARTMENT OF AGRICULTURE
NATIONAL AGRICULTURAL STATISTICS SERVICE
WASHINGTON, D.C. 20250

UNITED STATES DEPARTMENT OF AGRICULTURE
NATIONAL AGRICULTURAL STATISTICS SERVICE
WASHINGTON, D.C. 20250

UNITED STATES DEPARTMENT OF AGRICULTURE
NATIONAL AGRICULTURAL STATISTICS SERVICE
WASHINGTON, D.C. 20250

“Exhibit B”
INDIVIDUAL PERFORMANCE COMMITMENT & REVIEW FORM (IPCR)

I, **ANNA MARTHA C. MONSANTO**, Instructor of the Department of Agricultural Education and Extension, commits to deliver and agree to be rated on the attainment of the following targets in accordance with the indicated measures for the period **January to June 2018**.


ANNA MARTHA C. MONSANTO
Ratee

Approved:

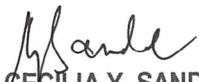

ANTONIA CECILIA Y. SANDOVAL
Head, DAEE

MFO & PAPs	Success Indicators	Tasks Assigned	Target	Actual Accomplishment	Rating				Remarks
					Q1	E2	T3	A4	
Higher Education Services	PI 1. FTE: Number of students taught	As DAEE faculty taught the following under graduate subjects:							
		January to June 2nd Sem SY 2017-2018:	(No. of Students x units)/20	(No. of Students x units)/20					
		▪ AgEx 200.2 (Field Prac.)	(7 x 2) /20 = 0.70	(8 x 2)/20 = 0.80	5	5	5	5	
		▪ AgEx 132 (Lec MWF 12-1)	(18x3) /20 = 0.9	(19x3)/20 = 1.35	5	5	5	5	
		▪ AgEx 133 (Lec,)	(7x 3)/20 = 1.05	(8x3)/20 = 1.20	5	5	5	5	
		▪ AgSc 113	(35x3)/20 = 5.25	(42x3)/20 = 6.30	5	5	5	5	
		Subtotal/Average FTE	7.90	9.65	5				
	PI 2 Number of hours spent for student consultation	▪ As Academic Adviser of III year BSDE	15 hrs	20 hrs	5	5	5	5	
	PI 2. Number of under-graduate student advised	▪ As Academic Adviser of III year BSDE	38	49	4.5	4.5	4.5	4.5	
		Subtotal/Average			4.83				
Extension Services	PI 1. Number of extension project conducted	▪ Extension project conducted as Study Leader	1	1	5	5	5	5	Title of Extension Projects: <i>Enhancing Agricultural Productivity in the City of Baybay Using the BIDANI Strategy: Academe- ATI-LGU Partnerships in Testing Extension Modalities Phase II</i>
	PI 2. Number of beneficiaries served: groups & individuals	▪ Group	2	3 (Brgy. Kabalasan, Maslug, Sto. Rosario)	5	5	5	5	Title of Extension Projects: <i>Enhancing Agricultural Productivity in the City of Baybay Using the BIDANI Strategy: Academe- ATI-LGU Partnerships in Testing</i>

									Extension Modalities Phase II
Average Rating								4.94	
Adjectival rating								Outstanding	


Average Rating (Total Over-all rating divided by all the areas)		4.94	Comments & Recommendations for Development Purpose: <i>She is recommended to continue with her doctoral studies at UPLB this second semester 2019</i>
Additional Points:			
Punctuality			
Approved Additional points (with copy of approval)			
FINAL RATING			
ADJECTIVAL RATING			

Evaluated & Rated by:


ANTONIA CECILIA Y. SANDOVAL
 Head, DAEE

Date: _____

Recommending Approval:


VICTOR B. ASIO
 Dean, CAFS

Date: _____

Approved by:


BEATRIZ S. BELONIAS
 Vice President for Instruction

Date: _____

1 – quality, 2 – Efficiency, 3 – Timeliness, 4 – Average