

**SUMMARY OF INDIVIDUAL RATINGS OF FACULTY MEMBERS
WITH MULTIPLE FUNCTIONS**

Name of Faculty Member: EDILBERTO L. GONZAGA, JR.

Program Involvement (1)	Percentage Weight of Involvement	Numerical Rating (Rating x %) (3)	Equivalent Numerical Rating (2x3)
1. Instruction			
a. Head/Dean (50%)		2.47	
b. Student (50%)		2.22	
Total for Instruction	90%	4.69	4.22
2. Research			
a. Client/Dir. For Research (50%)		0.00	
b. Dept. Head/Center Director		0.00	
Total for Research		0.00	0.00
3. Extension			
a. Client/Dir. For Extension (50%)		0.00	
b. Dept. Head/Center Director		0.00	
Total for Extension		0.00	0.00
4. Support to Operations	5%	5.00	0.25
5. General Admin. & Support Services	5%	5.00	0.25
TOTAL			4.72

EQUIVALENT NUMERICAL RATING:

4.72

Add: Additional points, if any:

TOTAL NUMERICAL RATING:

4.72

ADJECTIVAL RATING:

Outstanding

Prepared by:

EDILBERTO L. GONZAGA, JR.

Name of Faculty

Reviewed by:

PAULO G. BATIDOR

Head, Dstat

Recommending Approval:

MA. THERESA P. LORETO

Dean, CAS


Approved:


BEATRIZ S. BELONIAS

Vice President of Academic Affairs

INDIVIDUAL PERFORMANCE COMMITMENT & REVIEW FORM (IPCR)

I, EDILBERTO L. GONZAGA JR., a faculty member of the DEPARTMENT OF STATISTICS, COLLEGE OF ARTS AND SCIENCES, commit to deliver and agree to be rated on the attainment of the following target in accordance with the indicated measures for the period JULY, 2023 to DECEMBER 31, 2023.


EDILBERTO L. GONZAGA, JR.
 Asst. Prof. I
 Date: 01/22/2024

Approved:

PAULO G. BATIDOR
 Department Head
 Date: 01/22/2024


MA. THERESA P. LORETO
 Dean, CAS
 Date: JAN 23 2024

MFO No.	Description of MFO's/PAPs	Success/ Performance Indicators (PI)	Tasks Assigned	Target	Actual Accomplishment	Rating				REMARKS (Indicators in percentage should be supported with numerical values in numerators and denominators)
						Quality	Efficiency	Timeliness	Average	
UMFO 1. ADVANCED EDUCATION SERVICES										
OVPI MFO 2. Graduate Student Management Services										
	PI 4: Total FTE coordinated, implemented & monitored*	A1. Actual Faculty's FTE	Handles subjects/courses assigned							
	PI 8: Number of graduate students advised *	A2. Number of students advised								
		A3 . Number of students advised on thesis/special problem/dissertation								

		A4 . Number of students entertained for consultation purposes	Entertains students seeking consultation with faculty							
	PI 9: Number of instructional materials developed *	A5 . Number of on-line ready coursewares developed and submitted for review	Converts the existing instructional materials into flexible learning systems							
		On-line ready courseware	Prepares Instructional module/laboratory guide/workbook or a combination thereof							
		Supplemental learning resources	Prepares Power Point presentation, video clips, reading assignments depending on course taught							
		Assessment tools	Prepares assessment tools such as long exams, quizzes, problems sets, etc.							
		A 6 : Number of on-line course ware reviewed by TRP & edited by MMDC editor	Submits the course ware duly reviewed by TRP for editing by MMDC editor							
		A 7 : Number of virtual classroom created and operational	Creates virtual classroom using either Moddle or Google Classroom							

	PI 10. Additional outputs:	<u>A 8. Other outputs implementing the new normal due to covid 19</u>	Designs experiential learning activities and other outputs to implement new normal							
UMFO 2. HIGHER EDUCATION SERVICES										
OVPI UMFO 3. Higher Education Management Services										
	PI 5: Total FTE, coordinated, implemented and monitored *	A9. Actual Faculty's FTE	Handles and teaches courses assigned	18	18.27	5	5	5	5.00	
		A10. Number of grade sheets submitted within prescribed period	Prepares gradesheet and submits on or before deadline	3	3	5	5	5	5.00	3 gradesheets for second semester AY 2022-2023, and 3 gradesheets for first semester AY 2023-2024
		A11. Number of INC forms with grade submitted within prescribed period	Facilitates students in their completion of the subject and submits completion forms with grade within prescribed period	7	7	5	5	5	5.00	7 students must complete until second semester AY 2022-2023
		A12. Number of trainings attended related to instruction	Attend mandated trainings	1	1	5	5	5	5.00	1 training January-June 2023, and 1 training for July-December 2023
		A13. Number of long examinations administered and checked	Administers and checks long examination for subjects taught	12	12	5	5	5	5.00	12 LEs for second semester AY 2022-2023, and 12 LEs for first semester AY 2023-2024
		A14. Number of quizzes administered and checked	Prepares and checks quizzes for lec and lab	6	6	5	5	5	5.00	6 quizzes for second semester AY 2022-2023, and 6 quizzes for first semester AY 2023-2024
		A15. Number of lab reports/exercises and term papers checked and graded	Checks lab exercises submitted as required	9	9	5	5	5	5.00	9 lab exercises for second semester AY 2022-2023, and 9 lab exercises for first semester AY 2023-2024

	PI 8: Number of students advised: *	A16: Number of students advised:	<i>Acts as academic adviser to students</i>	5	8	5	5	5	5.00	
		A17: Number of students advised on thesis/ field practice/special problem:	Advises, and corrects research outline and thesis/SP manuscript							
		<i>As SRC Chairman</i>	Advises, and corrects research outline and thesis/SP manuscript	1	2	5	5	5	5.00	
		<i>As SRC Member</i>	Advises and corrects research outline and thesis/SP manuscript	3	2	4	4	4	4.00	
		A18: Number of students entertained for consultation purposes	Entertains students consulting on subject taught, thesis and grades	2	8	5	5	5	5.00	
	PI 9: Number of student organizations advised/ assisted *	A19: Number of Student organizations advised	Advises student organizations recognized by USSO							
		A20: Number of Student organizations assisted on student related activities	Assists student organizations in implementing student related activities							
	PI 10: Number of instructional materials developed *	A 21: Number of online courseware developed and submitted :	Prepares and submits for review by the Technical Review Panel							

		Online ready courseware	Prepares Instructional module/laboratory guide/workbook or a combination thereof							
		Supplemental learning	Prepares Power Point presentation, video clips, movie clips, reading assignments depending on course taught	3	3	5	5	5	5.00	3 for second semester AY 2022-2023, and 3 for first semester AY 2023-2024
		Assessment tools	Prepares assessment tools such as long exams, quizzes, problems sets, etc.	15	15	5	5	5	5.00	15 for second semester AY 2022-2023, and 15 for first semester AY 2023-2024
		A 23 : Number of on-line course ware reviewed by TRP & edited by MMDC editor	Submits the course ware duly reviewed by TRP for editing by MMDC editor							
		A 24 : Number of virtual classroom created and operational	Creates virtual classroom using either Moodle or Google Classroom	3	3	5	5	5	5.00	3 for second semester AY 2022-2023, and 3 for first semester AY 2023-2024
	PI 11 . Additional outputs	A 25 : Number of Additional outputs accomplished:								
		Program accreditation/evaluation	Prepares documents and /or program profile and other materials required during program/ institutional accreditation and/or evaluation							

		Agency/firm/Industry linkages	Coordinates with potential firms and maintains linkages with firms willing to accept OJT students from VSU							
		A 26. Other outputs implementing the new normal due to covid 19	Designs experiential learning activities and other outputs to implement new normal							
UMFO 3 . RESEARCH SERVICES										
	PI 1. Number of research outputs in the last three (3) years utilized by the industry or by other beneficiaries *	A27. Number of research outputs in the last three (3) years utilized by the industry or by other beneficiaries *	Conducts research for possible utilization by industry or other beneficiaries							
	PI 2. Number of research outputs completed within the year *	A 28. Number of research outputs completed within the year *	Conducts and completes research project within the year							
	PI 3. Percentage of research outputs published in internationally-referred or CHED recognized journal within the year (2%) *	A 29. Percentage of research outputs published in internationally-refereed or CHED recognized journal within the year	Writes publishable materials out of research outputs and submits for publication							
		<i>In refereed int'l journals</i>								
		<i>In refereed nat'l/regional journals</i>								

	PI 4. Number of research outputs presented in regional/national/ int'l fora/conferences	A 30. Number of research outputs presented in regional/national/ int'l fora/conferences *	Prepares, submits and presents research paper in scientific fora/conferences								
		In int'l fora/conferences									
		In nat'l/regional fora/conferences									
	PI 5. Percent of research proposals approved *	A 31. Percentage of research proposals prepared, submitted and approved	Prepares research proposals, submits and follows up its approval for immediate implementation								
	PI 6. Additional outputs*	A 32. No. of research-related awards (research conducted by faculty or student w/ faculty)									
		A 33. Number of journal articles/scientific papers received and reviewed as peer-reviewer	Acts as peer reviewer of journal articles/scientific papers, reviews the paper received and returns duly reviewed paper								
		A 34. Number of UMs submitted to ITSO, VSU	Prepares and submits application for UM of technology generated out of research output								
		A 35. Other outputs implementing the new normal due to covid 19	Designs research related activities and other outputs to implement new normal								
UMFO 4: EXTENSION SERVICES											


	PI 1. Number of active partnerships with LGUs, industries, NGOs, NGAs, SMEs, and other stakeholders as a result of extension activities	A 36. Number of active partnerships with LGUs, industries, NGOs, NGAs, SMEs, and other stakeholders facilitated and maintained	Identifies and links with probable partners for extension activities and maintains this active partnership							
	PI 2. Number of trainees weighted by the length of training	A 37. Number of trainees weighted by the length of training	Conducts trainings among beneficiaries of technologies for transfer							
	PI 3. Number of extension programs organized and supported consistent with the SUC's mandated and priority programs	A 38. Number of extension programs/projects implemented	Implements duly approved extension projects							
	PI 4. Percentage of beneficiaries who rated the training course/s and advisory services as satisfactory or higher in terms of quality and relevance	A 39. Percentage of beneficiaries who rated the training course/s and advisory services as satisfactory or higher in terms of quality and relevance	Provides quality and relevant training courses and advisory services							
	PI 5. Number of technical/expert services	A 40. Number of technical/expert services as/in:	Provides the technical and expert services requested by beneficiaries							

	Research Mentoring	Research Mentor								
	Peer reviewers/Panelists	Peer reviewers/Panelists								
	Resource Persons	Resource Persons								
	Convenor/Organizer	Convenor/Organizer								
	Consultancy	Consultant								
	Evaluator	Evaluator		0	3	5	5	5	5.00	
	PI 8. Percent of extension proposals approved *	A 41. Percent of extension proposals approved *	Prepares extension project proposals, submits and follow up its approval for immediate implementation							
	PI 11. Additional outputs *	A 42. No. of extension-related awards (extrn. conducted by faculty or student & faculty) *								
		A 43. Other outputs implementing the new normal due to covid 19	Designs extension related activities and other outputs to implement new normal							
UMFO 5. SUPPORT TO OPERATIONS										
	OVPI MFO 4. Program and Institutional Accreditation Services									
	PI 8. Compliance to all requirements thru the established/adequate implementation, maintenance and improvement of the QMS of the core processes of the College/department under ISO 9001:2015*	A 44. Compliance to all requirements of the QMS core processes of the university under ISO 9001:2015*	Ensures that all the QMS core processes of the university are complied with in the performance of his/her functions as faculty member		zero non-conformity	5	5	5	5.00	


Average Rating (Total Over-all rating divided by 4)	4.94
Additional Points:	
Approved Additional points (with copy of approval)	
NUMERICAL RATING	
ADJECTIVAL RATING	
Final Rating	4.94
Adjectival Rating	Outstanding

Comments/Suggestions for Improvement:
He must try to look for training/workshop on research/extension proposal writing.


Evaluated & Rated by:


PAULO G. BATIDOR
Department Head
Date: 01/22/2024

Recommending Approval


MA. THERESA P. LORETO
Dean, CAS
Date: JAN 23 2024

Approved by:


BEATRIZ S. BELONIAS
Vice President for Academic Affairs
Date: 01/31/24