

SUMMARY OF INDIVIDUAL RATINGS OF FACULTY MEMBERS WITH MULTIPLE FUNCTIONS

Name of Faculty Member: ROSALINA D. POLIQUIT

Program Involvement (1)	Percentage Weight of Involvement (2)	Numerical Rating (Rating x %) (3)	Equivalent Numerical Rating (2 x 3)
1. Instruction			
a. Head (50%)		$4.89 \times 0.5 = 2.445$	1.956
b. Students (50%)		$4.33 \times 0.5 = 2.165$	1.732
TOTAL for Instruction	80%		
2. Research	20%	4.5	0.9
TOTAL RATING			4.588

EQUIVALENT NUMERICAL RATING:

4.6

Add: Additional Points, if any:


TOTAL NUMERICAL RATING

4.6

ADJECTIVAL RATING:

OUTSTANDING

Prepared by:




ROSALINA D. POLIQUIT
Name of Faculty

Reviewed by:



ANALYN M. MAZO
Head


Approved:



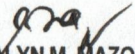
EDGARDO E. TULIN
President

Visayas State University
DEPARTMENT OF BIOLOGICAL SCIENCES
 Visca, Baybay City, Leyte
INDIVIDUAL PERFORMANCE COMMITMENT & REVIEW (IPCR)

I, ROSALINA D. POLIQUIT, Associate Professor II, commits to deliver and agree to be rated on the attainment of the following targets in accordance with the indicated measures for the period
January to June 2016.


ROSALINA D. POLIQUIT
 Associate Professor II

Date: _____


ANALYN M. MAZO
 Head, DBS

Date: _____

MFO No.	MFO Description	Success/Performance Indicator (PI)	Task Assigned	Target	Actual Accomplishment	Rating				Remark	
						Quality	Efficiency	Timeliness	Average		
UMFO	1: Advanced Education Services										
	DBS MFO 1. Graduate Degree Program										
	PI 1: Number of graduate degree specializations										
	PI 2: Total FTE monitored										
	PI 4: Percentage increase in number of graduate										
	DBS MFO 2. Graduate Student										
	PI 1: Number of graduate students awarded with										
	PI 2: Percentage of graduate students awarded with										
	PI 3: Number of graduate students advised		Give advise to students regarding academic related problems	2	3	5	5	5	5.00		
UMFO 2. Higher Education Services											
	DBS MFO 1. Curriculum Program										
	PI 1: Total FTE monitored		Teach graduate courses in biology, botany & other major subjects	7.00	9.45	5	5	5	5.00		
	PI 2: Number of curricular program compliant to										

	PI 3: Average passing percentage in licensure								
	PI 4: Number of undergraduates in mandated programs who								
	PI 5: Percentage increase in the number of undergraduate students								
	PI 6: Percentage increase in number of								
	PI 7: Number of academe/industry linkage established								
	PI 8: Number of students advised for their academic and thesis concerns	Give advice to students regarding undergrad research and academic related problems	10.	15	5	5	4.5	4.83	
	PI 9: Number of student organizations advised								
	PI 10: Number of instructional materials developed/revised	Develop and revised instructional materials for use in teaching undergraduate and graduate courses in biology, botany and related courses	2	5	5	5	4.5	4.83	
	PI 11: Number of OBE compliant syllabus prepared		2	3	5	5	4.5	4.83	
	PI 12: Additional outputs								
	Number of awards/recognitions received by faculty								
DBS MFO 3. RESEARCH									
	PI 1: Number of published papers in internationally								
	PI 2: Number of research outputs presented in local/regional/national /international fora/conferences <i>international fora/conferences national fora/conferences institutional fora/conferences</i>	Prepare, submit and presented research output during R&D Review	1	2	5	5	4.5	4.83	
	PI 3: Number of research project/study conducted		1	2	5	5	4.5	4.83	
	PI 4: Number of research proposals submitted		1	1	5	5	4.5	4.83	
	PI 5: Number of research proposals approved		1	1	5	5	5	5.00	
	PI 7: Amount of money generated from external								
	PI 8: Amount of money generated from institutional								
	PI 9: Additional outputs								
	Number of research related awards (research								
	Number of exchange scholars/researchers/visiting								
	Number of research articles submitted for publications								
	Number of terminal reports submitted								

DBS MFO 4. Extension services

PI 1: Number of technical/expert services rendered								
PI 2: Number of extension projects/components								
PI 4: Amount of money generated from external								
PI 5: Amount of money generated from institutional								
PI 6: Additional Outputs								
Number of clientele served for identification of								
Number articles reviewed for peer-reviewed journals								
Number of scientific fora attended as								

DBS MFO 5. Support to operation**OVPI MFO 1** Faculty Development Services

PI 1. Number of faculty pursuing advanced degree								
--	--	--	--	--	--	--	--	--

OVPI MFO 2 Faculty Recruiting/Hiring Services

PI 1: Number of new faculty recommended for hiring								
PI 3: Degree program compliant to CHED								
PI 4: Degree program has passed evaluation with at								

OVPI MFO 3 Faculty Evaluation Services

PI 1: Number of seminars/ trainings/ conventions/								Co-sponsored PSBMB with DoPAC
PI 2: Percentage of Faculty rated by students with at								
PI 3: Number of in-house								

OVPI MFO 4 Program and institutional Accreditation


PI 1: Number of degree programs which passed								
PI 2: Percentage of degree program compliant with								

DBS MFO 6: General Administration and Support

PI 1: Zero complaints from clients								
PI 2: Additional outputs								
Number of management meetings attended								
Number of management meetings conducted (DBS								
Number of recommendations made for the approval of								
Number of requests made for approval by the								
Number of Purchase requests made for								
Number of job/letter requests made for the								
PI 7: Number of well maintained laboratory/lecture								
Number of well maintained comfort rooms for								
Number of laboratory specimens properly collected for								
Number of exam papers properly mimeographed and								
Number of laboratory/lecture guides reproduced on								
Number of documents acted upon promptly								


Laboratory Services									
Number of laboratory equipment properly maintained									
No. of glasswares/equipment dispensed									
No. of glasswares/equipment inventoried/yr									
% of students & faculty served on time during the									
% of request for reagents prepared & issued during									
% specimens collected & prepared before scheduled									
% materials/equipment submitted to the property office									
Total Over-all Rating								43.99	
Average Rating								4.89	
Adjectival Rating								Outstanding	

Received by:


Planning Officer


Date: _____

Calibrated by:


REMBERTO A. PATINDOL, PhD
Chairman, PMT


Date: _____

Recommending Approval:


BEATRIZ S. BELONIAS, PhD
Vice Pres. for Instruction

Date: _____

Approved:


EDGARDO E. TULIN, PhD
President

Date: _____