

SUMMARY OF INDIVIDUAL RATINGS OF FACULTY MEMBERS  
WITH MULTIPLE FUNCTIONS

Name of Faculty Member: Dr. Lilian B. Nuñez


| Program Involvement<br>(1) | Percentage<br>Weight of<br>Involvement | Numerical Rating<br>(Rating) | Equivalent<br>Numerical<br>Rating<br>(2x3) |
|----------------------------|--|------------------------------|--|
| (1)                        | (2)                                    | (3)                          | (2x3)                                      |
| 1. Instruction             |  |                              |  |
| a. Head/Dean (50%)         | 50%                                    | 3.55                         | 1.78                                       |
| b. Students (50%)          | 50%                                    | 5.00                         | 2.50                                       |
| TOTAL for Instruction      | 30%                                    | 4.28                         | 1.28                                       |
| 2. Research                | 30%                                    | 3.10                         | 0.93                                       |
| 3. Extension               | 30%                                    | 4.67                         | 1.40                                       |
| 4. Support to Operations   |  |                              |  |
| 5 Administration           | 10%                                    | 4.62                         | 0.46                                       |
| TOTAL                      | 100%                                   |                              | 4.08                                       |

EQUIVALENT NUMERICAL RATING: 4.08  
Add: Additional Points, if any: \_\_\_\_\_  
TOTAL NUMERICAL RATING: 4.08

ADJECTIVAL RATING: Very Satisfactory


Prepared by:

Reviewed by:


  
LILIAN B. NÚÑEZ  
Name of Faculty

  
MARIA AURORA T. W. TABADA  
Director

Recommending Approval:

  
ANTONIO P. ABAMO  
Dean, CME

Approved:

  
BEATRIZ S. BELONIAS  
Vice President for Instruction

## INDIVIDUAL PERFORMANCE COMMITMENT & REVIEW FORM (OPCR)

I, **LILIAN B. NUNEZ**, of the **INSTITUTE FOR STRATEGIC RESEARCH & DEVELOPMENT STUDIES** commit to deliver and agree to be rated on the attainment of the following accomplishments in accordance with the indicated measures for the period **JULY–DECEMBER 2018**.



**LILIAN B. NUNEZ**  
Ratee



Approved: **MARIA AURORA T.W. TABADA**  
Director, ISRDS

| MFOs/PAPs                   | Success Indicators                                       | Tasks Assigned  | Target | Actual Accomplishment | Rating         |                |                |                | Remarks   |
|-----------------------------|--|---|--------|-----------------------|----------------|----------------|----------------|----------------|---|
|                             |  |   |        |                       | Q <sup>1</sup> | E <sup>2</sup> | T <sup>3</sup> | A <sup>4</sup> |   |
| Advanced Education Services | Total FTE  |   | 1      | 0                     | 0.00           | 0.00           | 0.00           | 0.00           |   |
|                             | No. of syllabus revised with OBE format                  | Revise syllabus in OBE format                         | 1      | 1                     | 4.80           | 4.80           | 4.80           | 4.80           | DSoc 208  |
|                             |  |   |        |                       | <b>2.40</b>    | <b>2.40</b>    | <b>2.40</b>    | <b>2.40</b>    |   |
| Higher Education Services   | Total FTE  |   | 4      | 23                    | 5.00           | 5.00           | 5.00           | 5.00           |   |
|                             | No. of IMs created                                       | Ppt presentations for classes                         | 6      | 8                     | 4.80           | 4.80           | 4.80           | 4.80           | Ucult 002 and DIASS                             |
|                             | No. of student research                                  | Advise student researchers                            | 0      | 1                     | 4.50           | 4.50           | 4.50           | 4.50           | Grade 12-STEM                                   |
|                             | No. of student consultations made                        | Accommodate students                                  | 25     | 30                    | 4.50           | 4.50           | 4.50           | 4.50           |   |
|                             |  |   |        |                       | <b>4.70</b>    | <b>4.70</b>    | <b>4.70</b>    | <b>4.70</b>    |   |
| Research Services           | Number of publications written (draft)                   | Prepare draft of publication                          | 1      | 0                     | 0.00           | 0.00           | 0.00           | 0.00           |   |
|                             | No. of research reports submitted                        | Prepare research report                               | 2      | 2                     | 4.50           | 4.50           | 4.50           | 4.50           | FGD Reports: ACIAR-FLR Project and MMIA Project |
|                             | No. of research projects implemented & completed on time | Conduct project activities (meetings, data gathering) | 2      | 2                     | 4.80           | 4.80           | 4.80           | 4.80           | ACIAR-FLR Project and PCAARRD MMIA Project      |

|  |  |   |   |   |       |       |       |       |  |
|--|--|---|---|---|-------|-------|-------|-------|--|
|  |  |   |   |   | 3.10  | 3.10  | 3.10  | 3.10  |  |
| Extension Services                                 | No. of extension projects conducted and completed on schedule  | Conduct project activities (field visits, meetings) | 1 | 1 | 4.50  | 4.50  | 4.50  | 4.50  | LIFE Project   |
|  | No. of extension reports submitted on time                     | Prepare project report                              | 1 | 1 | 4.50  | 4.50  | 4.50  | 4.50  | LIFE Project   |
|  | Number of trainings as resource person                         | Serve as resource person upon invitation            | 3 | 3 | 5.00  | 5.00  | 5.00  | 5.00  | Gender Sensitivity Training; GST, Candidates Forum, Leadership |
|  |  |   |   |   | 4.67  | 4.67  | 4.67  | 4.67  |  |
| Administrative Services                            | No. of times to serve as OIC of the institute                  | Serve as OIC  | 3 | 5 | 4.50  | 4.50  | 4.50  | 4.50  |  |
|  | No. of committee/ organization meetings attended               | Attend meetings                                     | 5 | 7 | 4.50  | 4.50  | 4.50  | 4.50  | USSO, OVPI, GAD, CODI, VSUCC-GAD,                              |
|  | No. of AACCUP area reports prepared for MSDevSoc accreditation | Prepare 2 PPPs, 2 PSIs, 1 Compliance Report         | 5 | 5 | 4.80  | 4.80  | 5.00  | 4.87  | Area 4: Support to Students<br>Area 6: Extension               |
|  |  |   |   |   | 4.60  | 4.60  | 4.67  | 4.62  |  |
| Total Rating                                       |  |   |   |   | 19.47 | 19.47 | 19.53 | 19.49 |  |
| Average Rating (Total Overall Rating divided by 4) |  |   |   |   | 3.89  | 3.89  | 3.91  | 3.90  |  |

Adjectival Rating


3.897778

Very Satisfactory

Evaluated and Rated by:


Recommending Approval:

Approved




**MARIA AURORA TERESITA W. TABADA**  
Director

Date: \_\_\_\_\_



**ANTONIO P. ABAMO**  
Dean, CME

Date: \_\_\_\_\_



**BEATRIZ S. BELONIAS**  
Vice President

Date: \_\_\_\_\_