

**SUMMARY OF INDIVIDUAL RATINGS OF FACULTY MEMBERS
WITH MULTIPLE FUNCTIONS
(JULY – DECEMBER 2022)**

Name of Faculty Member: **BEATRIZ S. BELONIAS**


Program Involvement	Percentage Weight of Involvement (2)	Numerical Rating (Rating x %) (3)	Equivalent Numerical Rating (2 x 3)
Instruction	5.00	20	1.00
Research	5.00	10	0.50
Extension	5.00	5	0.25
Support to Operations (STO)	5.00	30	1.50
Gen. Admin. & Support Services (GASS)	4.97	35	1.74
Total			4.99


Equivalent numerical rating 4.99
Add: additional Points if any: _____
Total Numerical Rating: 4.99
Adjectival rating: "O"

Prepared by:


BEATRIZ S. BELONIAS
Name of Researcher / Faculty

Reviewed by:


ANALYN M. MAZO
Head, DBS


MARIA JULIET C. CENIZA
VP – Research, Extension & Innovation

Approved


EDGARDO E. TULIN
President

Visayas State University

INSTRUCTION

Visca, Baybay City, Leyte

INDIVIDUAL PERFORMANCE COMMITMENT & REVIEW (IPCR)

I, **BEATRIZ S. BELONIAS**, Vice President for Instruction, commits to deliver and agree to be rated on the attainment of the following targets in accordance with the indicated measures for the period July to December 2022.




BEATRIZ S. BELONIAS
Vice President for Academic Affairs


EDGARDO E. TULIN
President

Success Indicators			Target	Actual Accomplish-ments	Rating				REMARKS
					Q1	E2	T3	A4	
DEPARTMENT OF BIOLOGICAL SCIENCES									
DBS MFO 1: Higher Education Services									
	Undergraduate Courses								
	No. of undergraduate students served as thesis adviser/SRC chairman or member		1	2	5	5	5	5	NManatad, P Polo
DBS MFO 2: Advanced Education Services									
	FTE :								
	Graduate courses		3	9	5	5	5	5	BOTN217 lec and lab, BOTN215 lec
	No. of graduate students served as major adviser/GAC Chairman/Member		1	3	5	5	5	5	J Olimberio, F Rivera, J Sarmiento
	No. of course syllabi revised		0	2	5	5	5	5	BOTN217 , BOTN215
DBS MFO 3: Research services									
	Amount of research funds/resources obtained		300,000	1M	5	5	5	5	Study leader: Morpho-anatomical and physiological adaptations of selected crops to acid soils
			0	5M	5	5	5	5	Project Staff:Inbound International Mobility for Undergraduate students
			0	6M	5	5	5	5	Project Staff:Outbound International Mobility for Undergraduate Students
	No. of project reports prepared and submitted		1	3	5	5	5	5	
	No. of scientific articles reviewed /edited (as reviewer and associate editor of ATR)		1	2	5	5	5	5	
	No. of research projects /studies conducted/involved		1	3.00	5	5	5	5	Study leader: Morpho-anatomical and physiological adaptations of selected crops to acid soils

								Project Staff:Inbound International Mobility for Undergraduate students
								Project Staff:Outbound International Mobility for Undergraduate Students
DBS MFO 4: Extension services								
	No. of clients seeking expert services as subject matter specialist	2	8	5	5	5	5	Identification of plant specimens
OFFICE OF THE VICE PRESIDENT FOR ACADEMIC AFFAIRS								
UMFO 1: Advanced Education Services								
OVPAAs MFO1. Graduate Degree Program Management Services								
	PI 1. Number of graduate degree program specializations offered and monitored	28	28	5	5	5	5.00	
	PI 2: Total FTE monitored	160	259	5	5	5	5.00	
	PI 3. Percentage increase in number of graduate students enrolled	9%	2.80%	4	5	5	4.67	
	PI 5. Percentage increase on the number of international graduate students including exchange students	0.5%	50.00%	5	5	5	5.00	
OVPAAs MFO 2. Graduate Student Management Services								
	PI 1. Number of graduate students awarded with scholarship/assistanship	25	20	4	5	5	4.67	
	PI 2. Percentage of graduate students awarded with scholarship/assistanship who graduated within prescribed period	20.0%	87.50%	5	5	5	5.00	
UMFO 2. Higher Education Services								
OVPAAs MFO 1. Curriculum Program Management Services								
	PI 1: Total FTE monitored	200	11072.00	5	5	5	5.00	
	PI 2: Number of new undergraduate curricular proposals approved and offered	1	1	5	5	5	5.00	
	PI 3: Number of existing curricula subjected to RQAT evaluation/CHED assessment and monitoring and issued COPC	1	3	5	5	5	5.00	
OVPAAs MFO 2. Student Management Services								
UMFO 5. Support to Operations (STO)								
OVPAAs MFO 1. Faculty Development Services								
	PI 1: Number of faculty sent for graduate studies	20	126	5	5	5	5.00	
	PI 2. Number of faculty who finished advanced degree programs on time	5	10	5	5	5	5.00	
	PI 3. Number of faculty granted with external scholarships	7	40	5	5	5	5.00	
	PI 4. Number of faculty granted with internal fellowship grants	7	22	5	5	5	5.00	
	PI 5. Number of faculty granted with sabbatical leave	1	3	5	5	5	5.00	
	PI 3: Number of faculty sent for trainings, seminars, conferences	25	286	5	5	5	5.00	
OVPAAs MFO 2. Faculty Recruitment/Hiring Services								
	PI 1: Number of faculty recruited/hired aligned with ISO standards	15	114	5	5	5	5.00	
OVPAAs MFO 3. Faculty Evaluation Services								

PI 1: Percentage of faculty rated by students with at least very satisfactory rating in 50% of the subjects evaluated	65%	95%	5	5	5	5.00	
PI 2: Percentage of faculty evaluated by their students	90%	98%	5	5	5	5.00	
PI 3: Number of faculty members evaluated for reclassification in NBC 461 8th cycle	200	277	5	5	5	5.00	
OVPAAs MFO 4. Registration Services							
PI 1: Percentage increase in number of undergraduate students enrolled	3%	6.00%	5	5	5	5.00	
PI 2: Percentage increase in the number of undergraduate students who graduated within prescribed period	6%	59.00%	5	5	5	5.00	
PI 3: Number of undergraduate students awarded with honors/distinction	50	395	5	5	5	5.00	
PI 4: Percentage passing of first time takers in PRC licensure board exams	5%	72.91%	5	5	5	5.00	
PI 5: Percentage of graduates (2 years prior) who graduated within the prescribed period	25%	54%	5	5	5	5.00	
OVPAAs MFO 7. Distance Education Services							
PI 1: Number of distance education curricular programs implemented	4	9	5	5	5	5.00	
PI 2: Percentage increase in the number of extramural students enrolled	1%	45.00%	5	5	5	5.00	
PI 3: Number of extramural students graduated within the prescribed period	2	5	5	5	5	5.00	
OVPAAs MFO 8. Program and Institutional Accreditation Services							
OVPAAs MFO 9. Development Broadcasting & Communication Services							
PI 1: Number of technical services rendered	70	128	5	5	5	5.00	
PI 2: Number of radio programs developed and aired	120	901	5	5	5	5.00	
PI 3: Number of guests invited and interviewed on air	20	98	5	5	5	5.00	
PI 4: Number of beneficiaries/clientele served	100	4120	5	5	5	5.00	
PI 5: Number of queries served on time	100	1484	5	5	5	5.00	
UMFO 6. General Administration and Support Services (GASS)							
OVPAAs MFO 1. Administrative and Facilitative Services							
PI 1: Number of colleges, departments & support units supervised, monitored & coordinated	40	40	5	5	5	5.00	
PI 2: Number of management meetings conducted	50	82	5	5	5	5.00	
PI 3: Number of documents acted	700	5748	5	5	5	5.00	
PI 4: Number of university committees/ boards/council chaired & coordinated	6	7	5	5	5	5.00	
PI 5: Number of frontline academic services monitored and ensured to be customer friendly & efficient and citizens charter posted conspicuously	13	13	5	5	5	5.00	
PI 8: No. of newly hired faculty oriented with university policies and procedures	20	35	5	5	5	5.00	
PI10: Number of OVPAAs memos issued	10	20	5	5	5	5.00	
PI11: Number of memos drafted for OP to issue	5	9	5	5	5	5.00	
OVPAAs MFO 2. Frontline Services							
PI 1: Efficient and customer-friendly frontline service	0	100%	5	5	5	5.00	

Best practices/new initiatives							
	<i>Proposed Guidelines in the Giving of Assistant Professor IV positions to faculty with PhD but still occupying instructor positions</i>			5	5	5	5.00
	<i>New Quality Procedure on Coaching and mentoring for faculty Members</i>			5	5	5	5.00
	<i>New Quality procedure on the Conduct of Class Observation by Supervisors</i>			5	5	5	5.00
	<i>Revision/simplification of the processes on online enrolment, grade submission, and grade completion</i>			5	5	5	5.00
	<i>Proposed Guidelines in the Conduct of Full Face-to-Face Classes Effective 1st Semester 2022-2023</i>			5	5	5	5.00
Total Over-all Rating				257.80	260.00	260.00	284.34
Average Rating				4.52	4.56	4.56	4.99
Adjectival Rating				4.99			
Average Rating (Total overall rating divided by 4)							
Approved additional points (with copy of approval)							
FINAL RATING		4.99					
ADJECTIVAL RATING		OUTSTANDING					
Evaluated and Rated by:		APPROVED:					
 EDGARDO E. TULIN President Date: _____		 EDGARDO E. TULIN President Date: _____					