

**SUMMARY OF INDIVIDUAL RATINGS OF FACULTY MEMBERS
WITH MULTIPLE FUNCTIONS**

Name of Faculty Member: **MANUEL D. GACUTAN, JR.**

Program Involvement (1)		Percentage Weight of Involvement (2)	Numerical Rating (Rating x %) (3)	Equivalent Numerical Rating (2x3)
1.	Instruction			
	a. College Dean (50%) from IPCR	0.50	4.91	2.46
	b. Student (50%) <i>TPES for Year 2nd Sem., 2021-2022</i>	0.50	5.00	2.50
Total for Instruction		70%	4.96	3.47
2.	Research	5%	4.67	0.23
3.	Extension	5%	4.81	0.24
4.	Administrative Support Services	20%	5.00	1.00
TOTAL		100%	TOTAL EQUIVALENT NUMERICAL RATING	4.94

EQUIVALENT NUMERICAL RATING:

4.94

Add: Additional Points, if any:

-

TOTAL NUMERICAL RATING:


4.94


ADJECTIVAL RATING:

OUTSTANDING

Prepared by:


Reviewed by:



MANUEL D. GACUTAN, JR.
Assoc. Prof. 1 & Dept. Head


VICTOR B. ASIO
Dean, CAFS

Recommending Approval:

Approved:


VICTOR B. ASIO
Dean, CAFS


BEATRIZ S. BELONIAS
Vice-President for Academic Affairs

RATING SCALE: 4.6-5.0 *Outstanding*
3.8-4.5 *Very Satisfactory*
3.0-3.7 *Satisfactory*
2.2-2.9 *Unsatisfactory*
2.1- & below *Poor*

INDIVIDUAL PERFORMANCE COMMITMENT & REVIEW FORM (IPCR)

I, **MANUEL D. GACUTAN, JR.**, a faculty member of the **DEPARTMENT OF ANIMAL SCIENCE** commits to the deliver and agree to be rated on the attainment of the following targets in accordance with the indicated measures for the period **January, 2022** to **June, 2022**.

MANUEL D. GACUTAN, JR.

Associate Professor 1/ Head, DAS-CAFS

Date: 7/20/2022

Approved:

VICTOR B. ASIO

College Dean

Date: _____

MFO No.	Description of MFO's/PAPs	Success/ Performance Indicators (PI)	Tasks Assigned	Target	Actual Accomplish-ment	Rating				REMARKS (Indicators in percentage should be supported with numerical values in numerators and denominators)
						Quality	Efficiency	Timeliness	Average	
UMFO 1. ADVANCED EDUCATION SERVICES										
OVPI MFO 2. Graduate Student Management Services										
	PI 4: Total FTE coordinated, implemented & monitored*	A1. Actual Faculty's FTE	Handles subjects/courses assigned	6	10.4	5	5	5	5.00	See Faculty Workload
	PI 8: Number of graduate students advised *	A2. Number of students advised	Acts as academic adviser to graduate students	10	15	5	5	5	5.00	See Faculty Workload
		A3. Number of students advised on thesis/special problem/ dissertation:								
		As GAC Chairman	Advises and corrects research outline and thesis/SP/dissertation manuscript	10	15	5	5	5	5.00	See Faculty Workload
		AS GAC Member	Advises and corrects research outline and thesis/SP/dissertation manuscript	-	-	-	-	-	-	
		A4. Number of students entertained for consultation purposes	Entertains students seeking consultation with faculty	10	50	5	5	5	5.00	

	PI 9: Number of instructional materials developed *	A5. Number of on-line ready coursewares developed and submitted for review	Converts the existing instructional materials into flexible learning systems	-	-	-	-	-	-	
		On-line ready courseware	Prepares Instructional module/laboratory guide/workbook or a combination thereof	1	2	4	5	5	4.67	
		Supplemental learning resources	Prepares Power Point presentation, video clips, movie clips, reading assignments depending on course taught	5	10	5	5	5	5.00	
		Assessment tools	Prepares assessment tools such as long exam, quizzes, problems sets, etc.	4	20	5	5	5	5.00	
		A 6 : Number of on-line course ware reviewed by TRP & edited by MMDC editor	Submits the course ware duly reviewed by TRP for editing by MMDC editor	-	-	-	-	-	-	
		A 7 : Number of virtual classroom created and operational	Creates virtual classroom using either Moodle or Google Classroom	2	1	5	5	5	5.00	
	PI 10. Additional outputs:	A 8. Other outputs implementing the new normal due to covid 19	Designs experiential learning activities and other outputs to implement new normal	-	-	-	-	-	-	
UMFO 2. HIGHER EDUCATION SERVICES										
OVPI UMFO 3. Higher Education Management Services										
	PI 5: Total FTE, coordinated, implemented and monitored *	A9. Actual Faculty's FTE	Handles and teaches courses assigned	5	6.25	5	5	5	5.00	
		A10. Number of grade sheets submitted within prescribed period	Prepares gradesheet and submits on or before deadline	10	13	5	5	5	5.00	
		A 11. Number of INC forms with grade submitted within prescribed period	Facilitates students in their completion of the subject and submits completion forms with grade within prescribed period	20	24	5	5	5	5.00	

	A12. Number of trainings attended related to instruction	Attend mandated trainings	4	4	5	5	5	5.00	
	A13. Number of long examinations administered and checked	Administers and checks long examination for subjects taught	2	8	5	5	5	5.00	
	A14. Number of quizzes administered and checked	Prepares and checks quizzes for lec and lab	5	10	5	5	5	5.00	
	A15. Number of lab reports and term papers checked and graded	Checks lab reports and term papers submitted as required	0	10	5	5	5	5.00	
PI 8: Number of students advised: *	A16. Number of students advised:	Acts as academic adviser to students	10	31	5	5	5	5.00	See Faculty Workload
	A17. Number of students advised on thesis/ field practice/special problem:								
	As SRC Chairman	Advises, and corrects research outline and thesis/SP manuscript	10	10	5	5	5	5.00	See Faculty Workload
	As SRC Member	Advises and corrects research outline and thesis/SP manuscript	-	-	-	-	-	-	
	A18. Number of students entertained for consultation purposes	Entertains students consulting on subject taught, thesis and grades	40	50	5	5	5	5.00	
PI 9: Number of student organizations advised/assisted*	A19. Number of Student organizations advised	Advises student organizations recognized by USOO	-	-	-	-	-	-	
	A20. Number of Student organizations assisted on student related activities	Assists student organizations in implementing student related activities	0	1	4	5	5	4.67	
PI 10: Number of instructional materials developed *	A 21 : Number of on-line course ware developed and submitted :	Prepares and submits for review by the Technical Review Panel	1	2	4	5	5	4.67	
	On-line ready courseware	Prepares Instructional module/laboratory guide/workbook or a combination thereof	1	2	4	5	5	4.67	

		Supplemental learning resources	Prepares Power Point presentation, video clips, movie clips, reading assignments depending on course taught	5	20	5	5	5	5.00	
		Assessment tools	Prepares assessment tools such as long exam, quizzes, problems sets, etc.	5	20	5	5	5	5.00	
		A 23 : Number of on-line course ware reviewed by TRP & edited by MMDC editor	Submits the course ware duly reviewed by TRP for editing by MMDC editor	-	-	-	-	-	-	
		A 24 : Number of virtual classroom created and operational	Creates virtual classroom using either Moodle or Google Classroom	2	2	5	5	5	5.00	
	PI 11. Additional outputs	A 25. Number of Additional outputs accomplished:								
		Program accreditation/evaluation	Prepares documents and /or program profile and other materials required during program/institutional accreditation and/or evaluation	2	2	5	5	5	5.00	
		Agency/firm/Industry linkages	Coordinates with potential firms and maintains linkages with firms willing to accept OJT students from VSU	10	16	5	5	5	5.00	
		A 26. Other outputs implementing the new normal due to covid 19	Designs experiential learning activities and other outputs to implement new normal	1	2	5	5	5	5.00	
UMFO 3 . RESEARCH SERVICES										
	PI 1. Number of research outputs in the last three (3) years utilized by the industry or by other beneficiaries *	A27. Number of research outputs in the last three (3) years utilized by the industry or by other beneficiaries *	Conducts research for possible utilization by industry or other beneficiaries	-	-	-	-	-	-	
	PI 2. Number of research outputs completed within the year *	A 28. Number of research outputs completed within the year *	Conducts and completes research project within the year	-	-	-	-	-	-	

	PI 3. Percentage of research outputs published in internationally-referred or CHED recognized journal within the year (2%) *	A 29. Percentage of research outputs published in internationally-refereed or CHED recognized journal within the year:	Writes publishable materials out of research outputs and submits for publication	-	-	-	-	-	-	
		In refereed int'l journals		-	-	-	-	-	-	
		In refereed nat'l/regional journals		-	-	-	-	-	-	
	PI 4. Number of research outputs presented in regional/national/ int'l fora/conferences	A 30. Number of research outputs presented in regional/national/ int'l fora/conferences *	Prepares, submits and presents research paper in scientific fora/conferences	-	-	-	-	-	-	
		In int'l fora/conferences		-	-	-	-	-	-	
		In nat'l/regional fora/conferences		-	-	-	-	-	-	
	PI 5. Percent of research proposals approved *	A 31. Percentage of research proposals prepared, submitted and approved	Prepares research proposals, submits and follows up its approval for immediate implementation	1	1	5	5	4	4.67	
	PI 6. Additional outputs*	A 32. No. of research-related awards (research conducted by faculty or student w/ faculty)		-	-	-	-	-	-	
		A 33. Number of journal articles/scientific paper received and reviewed as peer-reviewer	Acts as peer reviewer of journal articles/scientific papers, reviews the paper received and returns duly reviewed paper	1	1	5	5	4	4.67	
		A 34. Number of UMs submitted to ITSO, VSU	Prepares and submits application for UM of technology generated out of research output	-	-	-	-	-	-	
		A 35. Other outputs implementing the new normal due to covid 19	Designs research related activities and other outputs to implement new normal	0	1	5	5	4	4.67	

UMFO 4. EXTENSION SERVICES									
PI 1. Number of active partnerships with LGUs, industries, NGOs, NGAs, SMEs, and other stakeholders as a result of extension activities	A 36. Number of active partnerships with LGUs, industries, NGOs, NGAs, SMEs, and other stakeholders facilitated and maintained	Identifies and links with probable partners for extension activities and maintains this active partnership	1	1	5	5	4	4.67	
PI 2. Number of trainees weighted by the length of training	A 37. Number of trainees weighted by the length of training	Conducts trainings among beneficiaries of technologies for transfer	2	5	5	5	5	5.00	
PI 3. Number of extension programs organized and supported consistent with the SUC's mandated and priority programs	A 38. Number of extension programs/projects implemented	Implements duly approved extension projects	-	-	-	-	-	-	
PI 4. Percentage of beneficiaries who rated the training course/s and advisory services as satisfactory or higher in terms of quality and relevance	A 39. Percentage of beneficiaries who rated the training course/s and advisory services as satisfactory or higher in terms of quality and relevance	Provides quality and relevant training courses and advisory services	100%	100%	5	5	5	5.00	
PI 5. Number of technical/expert services	A 40. Number of technical/expert services as/in:	Provides the technical and expert services requested by beneficiaries	-	-	-	-	-	-	
Research Mentoring	Research Mentor		3	5	5	5	5	5.00	
Peer reviewers/ Panelists	Peer reviewers/Panelists		1	1	5	5	4	4.67	
Resource Persons	Resource Persons		1	1	5	5	4	4.67	
Convenor/Organizer	Convenor/Organizer		-	-	-	-	-	-	
Consultancy	Consultant		-	-	-	-	-	-	
Evaluator	Evaluator		-	-	-	-	-	-	
PI 8. Percent of extension proposals approved *	A 41. Percent of extension proposals approved *	Prepares extension project proposals, submits and follow up its approval for immediate implementation	1	1	5	5	4	4.67	

	PI 11. Additional outputs *	A 42. No. of extension-related awards (extrn. conducted by faculty or student & faculty) *		-	-	-	-	-	-	
		A 43. Other outputs implementing the new normal due to covid 19	Designs extension related activities and other outputs to implement new normal	-	-	-	-	-	-	
UMFO 5. SUPPORT TO OPERATIONS										
OVPI MFO 4. Program and Institutional Accreditation Services										
	PI 8. Compliance to all requirements thru the established/adequate implementation, maintenance and improvement of the QMS of the core processes of the College/department under ISO 9001:2015*	A 44. Compliance to all requirements of the QMS core processes of the university under ISO 9001:2015*	Ensures that all the QMS core processes of the university are complied with in the performance of his/her functions as faculty member	Two Non-conformity	zero non-conformity	5	5	5	5.00	
		A 45. Compliance to all requirements of the program and institutional accreditations:	Prepares required documents and complies all requirements as prescribed in the accreditation tools							
		On program accreditations	MAgDev. & MS Animal Science	1	2	5	5	5	5.00	
		On institutional accreditations		-	-	-	-	-	-	
UMFO 6. General Admin. & Support Services (GASS)										
	PI 2. Zero percent complaint from clients served	A 46. Customerly friendly frontline services	Provides customer friendly frontline services to clients (as Department Head)	90% no complaint	100%	5	5	5	5.00	
	PI 3: Additional Outputs	A 47. Number of /new initiatives introduced resulting to best practice replicated/benchmarked by other depts/agencies *	Conducted monthly meeting, emergency meeting, circulated dept memoranda, monitoring of animal projects improvement, and monitoring/coaching for employees performances	11	11	5	5	5	5.00	

		A 48. Other outputs implementing the new normal due to covid 19	Designs administration/management related activities and other outputs to implement new normal	-	-	-	-	-	-	
Total Over-all Rating									201.33	

Average Rating		4.91
Additional Points:		
Approved Additional Points (with copy of approved)	0	
FINAL RATING		4.91
ADJECTIVAL RATING		OUTSTANDING

Comments & Recommendations for Development Purpose:

Strengthen further Research and Extension activities.

Evaluated & Rated by:

Recommending Approval:

Approved by:


VICTOR B. ASIO

Dean, CAFS


VICTOR B. ASIO

Dean, CAFS


BEATRIZ S. BELONIAS

Vice President for Academic Affairs

Date: _____

Date: _____

Date: _____

Rating Scale: 4.6 -5.0 Outstanding
3.8 - 4.5 Very Satisfactory

3.0-3.7 Satisfactory
2.2-2.9 Unsatisfactory

2.1 - & below Poor

EMPLOYEE DEVELOPMENT PLAN

Name of Employee: MANUEL D. GACUTAN, JR.

Performance Rating: OUTSTANDING

AIM: To efficiently deliver Instruction, Research, Extension and Production services to achieve department targets.

Proposed Interventions to Improve Performance and/or Competence and Qualification to assume higher responsibilities:

Date: January, 2022

Target Date: June, 2022

First Step: Adopt a regular workload for teaching by recruiting more faculty and find more time for making research/extension proposal. For Administration – circulate DAS Memorandum Order and conduct regular monthly meetings to expedite requirement or work demands from top administration.

Result: Recruited 1 regular and 5 part-time instructors to ease teaching workloads. Senior faculty were assigned lecture courses while junior faculty handled laboratory courses. Attendance to Technical Writing Workshop resulted to submission of research proposal for funding and publish article in peer-reviewed journal. Also, circulation of DAS Memo Orders and regular conduct of monthly meetings have improved the deliverable outputs of DAS.


Recommendation:

Strengthen further Research and Extension activities.

Prepared by:


VICTOR B. ASIO
Dean, CAFS

Conforme:


MANUEL D. GACUTAN, JR.
Name of Ratee Faculty/Staff