

SUMMARY OF INDIVIDUAL RATINGS OF FACULTY MEMBERS WITH MULTIPLE FUNCTION

Name of Faculty Member: DR. MYRNA M. AVILA


| Program Involvement -1 | Percentage Weight of Involvement -2 | Numerical Rating (Rating X%) -3 | | Equivalent Numerical Rating (2x3) |
|---------------------------|---|------------------------------------|------|---|
| 1. Instruction | | | | |
| a. Head/Dean (50%) | | 4.42 | 2.2 | |
| b. Students (50%) | | 5.00 | 2.5 | |
| TOTAL for Instruction | 25% | 9.42 | 4.7 | 1.18 |
| 2. Research | 15% | | 1.33 | 0.1995 |
| | | | | |
| 3. Extension | 50% | | 4 | 2 |
| | | | | |
| 4. Administration | 10% | | 3.8 | 0.38 |
| TOTAL | 100% | 14.42 | 13.8 | 3.76 |

EQUIVALENT NUMERICAL RATING: 3.76

Add: Additional Points, if any:
TOTAL NUMERICAL RATING: 3.76

ADJECTIVAL RATING: SATISFACTORY


Prepared by:


MYRNA M. AVILA
Name of Faculty


Reviewed by:


MARIA AURORA T.W. TABADA
Department Head

Recommending Approval:


ANTONIO P. ABAMO
Dean, CME

Approved:


BEATRIZ S. BELONIAS
Vice President for Instruction

EMPLOYEE DEVELOPMENT PLAN
January – June 2018

Name of Employee: **MYRNA M. AVILA**
Performance Rating: SATISFACTORY

Aim: Implement a research project

Proposed Interventions to Improve Performance:

Date: January 15, 2018 Target Date: March 31, 2018

First Step:

Prepare proposal

Result:

Subject proposal to collegial review

Date: April 1, 2018 Target Date: June 30, 2018

Next Step:

Refine and finalize proposal

Outcome: (1) research proposal

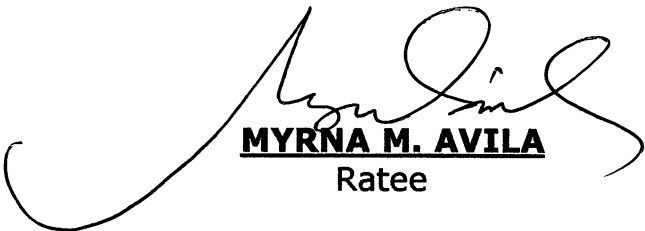
Final Step/Recommendation:

Research proposal funded by VSU

Prepared by:



MARIA AURORA T.W. TABADA
Unit Head

Conforme:


MYRNA M. AVILA
Ratee

INDIVIDUAL PERFORMANCE COMMITMENT & REVIEW FORM (IPCR)

I, **MYRNA M. AVILA** of the **Institute for Strategic Research and Development Studies** commits to deliver and agree to be rated on the attainment of the following accomplishments in accordance with the indicated measures for the period **January - June 2018**.


MYRNA M. AVILA
 Ratee

Approved: 
MARIA AURORA TW. TABADA
 Head of Unit

| MFOs/PAPs | Success Indicators | Target | Accomplish | Q ¹ | E ² | T ³ | A ⁴ | Remarks |
|---------------------------|--|--------|------------|----------------|----------------|----------------|----------------|---------------------------------|
| Higher Education Services | Full Time Equivalent (FTE) Actual Teaching | 8 | 4.05 | 3.80 | 3.80 | 3.80 | 3.80 | |
| | No. of Socio 11 class taught | 1 | 2 | 4.9 | 4.9 | 4.9 | 4.90 | |
| | Number of Instructional Materials developed/ revised in Socio 11 | 1 | 5 | 4.20 | 4.20 | 4.20 | 4.20 | revised within the last 3 years |
| | No. of student consultations made | 15 | 27 | 4.90 | 4.90 | 4.90 | 4.90 | |
| | Preparation of PPP for AACCUP Area II on Faculty | 1 | 1 | 4.30 | 4.30 | 4.30 | 4.30 | |
| | AVERAGE | | | 4.42 | 4.42 | 4.42 | 4.42 | |
| Research Services | No. of research projects implemented and completed on time | 1 | 0 | 0.00 | 0.00 | 0.00 | 0.00 | |
| | No. of research reports submitted | 1 | 0 | 0.00 | 0.00 | 0.00 | 0.00 | |
| | No. of articles submitted & approved for publication | 1 | 2 | 4.00 | 4.00 | 4.00 | 4.00 | |
| | AVERAGE | | | 1.33 | 1.33 | 1.33 | 1.33 | |


| | | | | | | | | |
|--------------------------------|--|----|----|--------------|-------|-------|-------|--|
| Extension Services | Number of extension projects implemented and completed on time | 2 | 2 | 4.00 | 4.00 | 4.00 | 4.00 | |
| | Number of extension reports submitted on time | 1 | 4 | 4.00 | 4.00 | 4.00 | 4.00 | |
| | Number of consultation meetings conducted | 1 | 8 | 4.00 | 4.00 | 4.00 | 4.00 | Quarterly report for the 2 projects |
| | Number of beneficiaries served (LGU/NGA/CSO/PO) | 13 | 91 | 4.00 | 4.00 | 4.00 | 4.00 | Project-based consultation meeting |
| | No. of POs assisted | 1 | 3 | | | | | |
| | No. of LGUs assisted | 1 | 5 | | | | | |
| | No. of CSOs assisted | 1 | 3 | | | | | |
| | No. of individuals assisted | 10 | 80 | | | | | |
| | AVERAGE | | | 4.00 | 4.00 | 4.00 | 4.00 | |
| Administrative Services | No. of times served as OIC Director of ISRDS | 3 | 12 | 3.80 | 3.80 | 3.80 | 3.80 | |
| | No. of committee meetings attended | 2 | 6 | 3.80 | 3.80 | 3.80 | 3.80 | Three meetings attended were for and on behalf of the ISRDS Director |
| | AVERAGE | | | 3.80 | 3.80 | 3.80 | 3.80 | |
| Total Over-all Rating | | | | 13.55 | 13.55 | 13.55 | 13.55 | |
| Average Over-all rating | | | | 3.39 | 3.39 | 3.39 | 3.39 | |
| Adjectival Rating | | | | SATISFACTORY | | | | |

Evaluated & Rated by:


MARIA/AURORA TW. TABADA
 Dept/Unit Head

Date:

Recommending Approval:


ANTONIO P. ABAMO
 Dean/Director

Date:

Approved by:


BEATRIZ S. BELONIAS
 Vice President

Date:

*Recommend that
 Dr. Avila participate
 in the training for
 handling Sexual
 Harassment cases
 & be part of SH
 hearing pool.*
