

**SUMMARY OF INDIVIDUAL RATINGS OF FACULTY MEMBERS
WITH MULTIPLE FUNCTIONS**

January - June 2016


Name of Faculty Member:

ZYRA MAY H. CENTINO


Program Involvement		Percentage Weight of Involvement (2)	Numerical Rating (Rating x %) (3)	Equivalent Numerical Rating (2 x 3)
1.	Instruction	70%		
	a. Head/Dean (50%)	4.67	2.34	
	b. Students (50%)	3.80	1.90	
	Total for Instruction		4.24	2.96
2.	Research	10%		
	a. Client/Director for Research (50%)	4.80	2.40	
	b. Dept. Head/Center Director (50%)	4.80	2.40	
	Total for Research		4.80	0.48
3.	Extension	10%		
	a. Client/Director for Extension (50%)			
	b. Dept. Head/Center Director (50%)			
	Total for Extension	0.00	0.00	0.00
4.	Administration			0
5.	Others	10%		
	Attendance to Seminars & Workshops	4.60	4.60	0.46
	TOTAL			3.90

EQUIVALENT NUMERICAL RATING	3.90
Add: Additional Points, if any:	
TOTAL NUMERICAL RATING	3.90
ADJECTIVAL RATING	Very Satisfactory


Prepared by:


ZYRA MAY H. CENTINO
Name of Faculty

Reviewed by:



MOISES NEIL V. SERIÑO
Department Head

Approved:


EDGARDO E. TULIN
President

INDIVIDUAL PERFORMANCE COMMITMENT & REVIEW FORM (IPCR)

I, ZYRA MAY H. CENTINO of the Department of Economics commits to deliver and agree to be rated on the attainment of the following targets in accordance with the indicated measures for the period January 1 - June 30, 2016.


ZYRA MAY H. CENTINO
Ratee

Approved:


MOISES NEIL V. SERINO
Head of Unit


MFO & PAPs	Success Indicators	Tasks Assigned	Target	Actual Accompl.	Rating				Remarks
					Q1	E2	T3	A4	
Advanced Education Services	Fulltime Teaching Equivalent for Graduate	Teaching graduate courses	N/A						
Higher Education Services	Fulltime Teaching Equivalent Under graduate courses	Teachine Undergrad. courses	10.00	18.30	5	4.8	4.7	4.83	Econ 146, 102, Mgmt 113
	Number of Instructional Materials Revised and Utilized								
	Number of Student Research Advised								
	* Approved thesis outline	Econ Major	1	1	4.5	4.5	4.5	4.5	BS Economics
	* Approved manuscript								
	Number of student organization advised								
							Ave. rating A & HES	4.67	
Research Services	Number of research proposal prepared and submitted	Research	1	2	4.8	4.8	4.8	4.8	
	Number of research project conducted								
	Seminars, workshops & trainings attended:								
	* International								
	* National								
	* Regional								
	* Local								
	Outputs presented in: * International								
	* National								
	* Regional								
	* Local								
							Ave. rating for Research	4.80	

Extension Services	Resource Person (Licensure Exam for Agriculturist Review)	Resource person							
	Number of Extension project conducted								
	Seminars/Workshops & trainings attended								
	* International								
	* National								
	* Regional								
	* Local								
								Ave. rating for Extension	
Other Services	Seminars/Forum/Conferences Attended								
	* International								
	* National	Participant	1	1	4.5	4.5	4.5	4.5	
	* Regional								
	* Local	Participant	1	3	4.7	4.7	4.7	4.7	
	Number of minutes of dept. meetings								
								Ave. rating for Other Services	4.60
Total Over-all Rating									14.07


Average Rating (Total Over-all rating divided by 3)		4.69
Additional Points:		
Punctuality		
Approved Additional points (with copy of approval)		
FINAL RATING		4.69
ADJECTIVAL RATING		Outstanding

Comments & Recommendations for Development Purpose:


Received by:


 Planning Office
 Date: _____


Calibrated by:


 REMBERTO A. PATINDOL
 PMT
 Date: _____

Recommending Approval:


 BEATRIZ S. BELONIAS
 Vice-President
 Date: _____

Approved by:


 EDGARDO E. TULIN
 President
 Date: _____

1 - Quality
 2 - Efficiency

3 - Timeliness
 4 - Average