



Exhibit K

**SUMMARY OF INDIVIDUAL RATINGS OF FACULTY MEMBERS
WITH MULTIPLE FUNCTIONS**

Name of Faculty Member: Oliver D. Semblante

| Program Involvement (1) | Percentage Weight of Involvement (2) | Numerical Rating (Rating x %) (3) | Equivalent Numerical Rating (2x3) |
|-------------------------------------|---------------------------------------------------------|------------------------------------------------------|--------------------------------------------------|
| 1. Instruction | | | |
| a. Head/Dean (50%) | | 2.43 | |
| b. Student (50%) | | 2.38 | |
| Total for Instruction | 80% | 4.81 | 3.84 |
| 2. Research | | | |
| a. Client/Dir. For Research (50%) | | 2.34 | |
| b. Dept. Head/Center Director (50%) | | | |
| Total for Research | 5% | 2.34 | 0.12 |
| 3. Extension | | | |
| a. Client/Dir. For Extension (50%) | | 2.50 | |
| b. Dept. Head/Center Director (50%) | | | |
| Total for Extension | 5% | 2.50 | 0.13 |
| 4. Administration | 5% | 5.00 | 0.25 |
| 5. Production | 5% | 4.60 | 0.23 |
| TOTAL | | | 4.57 |

EQUIVALENT NUMERICAL RATING:

4.57

Add: Additional points, if any:

TOTAL NUMERICAL RATING:

4.57

ADJECTIVAL RATING:

Outstanding

Prepared by:

OLIVER D. SEMBLANTE

Name of Faculty

Reviewed by:

REV RHIZZA L. AURE

Head, DPhys

Recommending Approval:

GLENN G. PAJARES

Dean, CAS

Approved:

ROTACIO S. GRAVOSO

Vice President for Academic Affairs

"Exhibit B"

INDIVIDUAL PERFORMANCE COMMITMENT & REVIEW FORM (IPCR)

I, **Oliver D. Semblante**, a faculty member of the **DEPARTMENT OF PHYSICS** commit to the deliver and agree to be rated on the the following targets in accordance with the indicated measures for the period **January - December 2024**.

OLIVER D. SEMBLANTE

Asst. Prof. III

Date: 7/9/24

Approved:

REV RHIZZA L. AURE

Head, Department of Physics

Date: 7/9/24

| MFO No. | Description of MFO's/PAPs | Success/ Performance Indicators (PI) | Tasks Assigned | Target (Jan. - Dec) 2024 | Actual Accomplishment | Rating | | | | REMARKS (Indicators in percentage should be supported with numerical values in numerators and denominators) |
|--------------------------------------------------|----------------------------|-----------------------------------------------------------------------|-----------------------------------------------------------------------------|--------------------------|-----------------------|---------|------------|------------|---------|-------------------------------------------------------------------------------------------------------------|
| | | | | | | Quality | Efficiency | Timeliness | Average | |
| UMFO 1. ADVANCED EDUCATION SERVICES | | | | | | | | | | |
| OVPI MFO 2. Graduate Student Management Services | | | | | | | | | | |
| | PI 1: Total FTE monitored* | A1. Actual Faculty's FTE | Handles subjects/courses assigned | N/A | | | | | | |
| | PI 10. Additional outputs: | A3. Number of students advised on thesis/special problem/dissertation | | N/A | | | | | | |
| | | AS GAC Member | Advises and corrects research outline and thesis/SP/dissertation manuscript | N/A | | | | | | |
| | | A4. Number of students entertained for consultation purposes | Entertains students seeking consultation with faculty | N/A | | | | | | |
| | | Number of instructional materials developed | | N/A | | | | | | |

UMFO 2. HIGHER EDUCATION SERVICES

OVPI MFO 3. Higher Education Management Services

| | | | | | | | | | | |
|--|----------------------------------------------------------------------------------------------------------------|--------------------------------------------------------------------------------------------------------------|--------------------------------------------------------------------------------------------------------------------------------------|------|-------|---|---|---|------|-------------|
| | PI 6: Number of programs accredited | A 1. Number of programs accreditation/evaluation | Prepares documents and /or program profile and other materials required during program/institutional accreditation and/or evaluation | 0 | 0.00 | | | | | |
| | PI 10: Total FTE, coordinated, implemented and monitored * | A 2. Actual Faculty's FTE | Handles and teaches courses assigned | 18 | 15.70 | 5 | 5 | 5 | 5.00 | |
| | PI 11: Number of new revised curricular proposals submitted | A 3. Number of new revised curricular proposals submitted | Contributes to the submission of a new revised curricular proposals | 0 | 1.00 | 5 | 5 | 5 | 5.00 | |
| | PI 13: Percentage of courses offered with approved course syllabi | A 4. Percentage of courses offered with approved course syllabi | Teaches subjects with approved course syllabi | 100% | 100% | 5 | 5 | 5 | 5.00 | |
| | PI 14: Percentage of courses offered with IMs | A 5. Percentage of courses offered with approved IMs | Teaches subjects with approved IMs | 60% | 50% | 5 | 5 | 4 | 4.67 | 2 out of 4 |
| | PI 15: Number of Instructional Materials approved | A 6. Number of Instructional Materials approved | Prepares and submits IMs for review and approval | 1 | 0 | 5 | 4 | 4 | 4.33 | In Progress |
| | PI 16: Percentage of courses offered with final grades submitted within the allowable period | A 7. Percentage of courses offered with final grades submitted within the allowable period | Submits grade sheets within allowable period | 80% | 75% | 5 | 5 | 4 | 4.67 | 3 out of 4 |
| | PI 18: Percentage of courses rated atleast VS in the Teaching Performance Evaluation by Students (TPES) | A 8. Percentage of courses rated atleast VS in the Teaching Performance Evaluation by Students (TPES) | | 60% | 95% | 5 | 5 | 5 | 5.00 | |
| | PI 19: Additional Outputs | A 10. Number of long examinations administered and checked | Administers and checks long examination for subjects taught | 4 | 6 | 5 | 5 | 5 | 5.00 | |
| | | A 11. Number of quizzes administered and checked | Prepares and checks quizzes for lec and lab | 10 | 8 | 5 | 5 | 5 | 5.00 | |

| | | | | | | | | | | |
|-----------------------------------|--------------------------------------------------------------------------------------------------------------------------|--------------------------------------------------------------------------------------------------------------------------|-------------------------------------------------------------------------------|----|----|---|---|---|------|------------------------------------------------------------------------------------------------------------------------|
| | | A 12. Number of lab reports and term papers checked and graded | Checks lab reports and term papers submitted as required | 16 | 14 | 5 | 5 | 4 | 4.67 | ScTS11a-N012; ScTS11a-N889; APhy103-N053 APhy101-N477 |
| | | A 13. Number of Student organizations advised | Advises student organizations recognized by DSO | 1 | 1 | 5 | 5 | 5 | 5.00 | VSU-APS |
| | | A 14. Number of Student organizations assisted on student related activities | Assists student organizations in implementing student related activities | 1 | 5 | 5 | 5 | 5 | 5.00 | AstroCamp (VSU: APS & Met; USC: PhySoc & AstroSoc) Optics & Photonics Outreach (Liknayan & VSU-APS) |
| UMFO 3 . RESEARCH SERVICES | | | | | | | | | | |
| | PI 1: Number of research outputs in the last three (3) years utilized by the industry or by other beneficiaries * | A 15. Number of research outputs in the last three (3) years utilized by the industry or by other beneficiaries * | Conducts research for possible utilization by industry or other beneficiaries | 0 | 0 | | | | | |
| | | | | | | | | | | |
| | PI 2: Number of research outputs completed within the year * | A 16. Number of research outputs completed within the year * | Conducts and completes research project within the year | 0 | 1 | 5 | 5 | 5 | 5.00 | RAISE 8: Project 1E |
| | PI 3: Number of research outputs presented in regional/national/ int'l fora/conferences | A 17. Number of research outputs presented in regional/national/ int'l fora/conferences * | Prepares, submits and presents research paper in scientific fora/conferences | 1 | 0 | 5 | 4 | 4 | 4.33 | In-progress |
| | | <i>a. International</i> | | 0 | 0 | | | | | |
| | | <i>b. National</i> | | 0 | 0 | | | | | |
| | | <i>c. Regional or Institutional Conferences</i> | | 1 | 0 | | | | | |
| | PI 7: Amount of research money obtained from external sources | A 21. Amount of research money obtained from external sources | Requests for research money from external sources | 0 | 0 | | | | | |
| UMFO 4. EXTENSION SERVICES | | | | | | | | | | |

| | | | | | | | | | | |
|--|------------------------------------------------------------------------------------------------------------------------------------------------------------|------------------------------------------------------------------------------------------------------------------------------------------------|------------------------------------------------------------------------------------------------------------|---|---|---|---|---|------|---------------------------------------------------------------------------------------------------------------------------------------------------------------------|
| | PI 1: Number of active partnerships with LGUs, industries, NGOs, NGAs, SMEs, and other stakeholders as a result of extension activities (MOUs/MOAs) | A 32. Number of active partnerships with LGUs, industries, NGOs, NGAs, SMEs, and other stakeholders facilitated and maintained | Identifies and links with probable partners for extension activities and maintains this active partnership | 0 | 0 | | | | | |
| | PI 2: Number of trainees weighted by the length of training | A 33. Number of trainees weighted by the length of training | Conducts trainings among beneficiaries of technologies for transfer | 0 | 0 | | | | | |
| | PI 3: Number of extension programs and projects | A 34. Number of extension programs and projects | | 0 | 0 | | | | | |
| | PI 4: Percentage of beneficiaries who rated the training course/s as satisfactory or higher in terms of quality and relevance | A 35. Percentage of beneficiaries who rated the training course/s as satisfactory or higher in terms of quality and relevance | Provides quality and relevant training courses | 0 | 0 | | | | | |
| | PI 5: Number of technical/expert services rendered | A 36. Number of technical/expert services rendered as/in: | Provides the technical and expert services requested by beneficiaries | | | | | | | |
| | | a. Peer reviewer of journal/book | | 0 | 0 | | | | | |
| | | b. Review of research and extension proposal | | 0 | 0 | | | | | |
| | | c. Resource speaker/person (panelist, discussant, judge in academic and research competition, moderator in conferences, convenor, facilitator) | | 1 | 4 | 5 | 5 | 5 | 5.00 | Resource person for Optics & Photonics Outreach (May 25, 2024) Intro to IP Rights for students (March 19 & 22, 2024) Astrocamp Organizer (April 2024) |
| | | d. accreditor | | 0 | 0 | | | | | |
| | | e. consultancy | | 0 | 0 | | | | | |

| | | | | | | | | | | |
|--------------------------------------|--------------------------------------------------------------------------------------------------------------|-----------------------------------------------------------------------------------------------------------------------|--------------------------------------------------------------------------------------------------------|-----|------|---|---|---|------|---------------------------------------------|
| | PI 6: Number of extension proposals submitted | A 37. Number of extension proposals submitted | Prepares extension project proposals and submits for review | 0 | 0 | | | | | |
| | PI 7: Number of extension proposals approved | A 38. Number of extension proposals approved | Follow ups submitted and reviewed extension proposals | 0 | 0 | | | | | |
| | PI 8: Number of extension proposals implemented | A 39. Number of extension proposals implemented | Implements duly approved extension projects | 0 | 0 | | | | | |
| | PI 9: Number of extension outputs presented in int'l, national, regional or institutional conferences | A 40. Number of extension outputs presented in: | Prepares, submits and presents extension paper in conferences | 0 | 0 | | | | | |
| | | a. <i>International</i> | | 0 | 0 | | | | | |
| | | b. <i>National</i> | | 0 | 0 | | | | | |
| | | c. <i>Regional or Institutional Conferences</i> | | 0 | 0 | | | | | |
| | PI 10: Number of extension activities conducted | A 41. Number of extension activities conducted | Conducts extension program activities | 0 | 0 | | | | | |
| UMFO 5. SUPPORT TO OPERATIONS | | | | | | | | | | |
| | OVPI MFO 1. Faculty Development Services | | | | | | | | | |
| | PI 7: Number of trainings, seminars, and conferences attended | A 50. Number of training, seminars, and conferences attended (international, national, regional/institutional) | Attends training, seminars, and conferences attended (international, national, regional/institutional) | 2 | 1 | 5 | 5 | 5 | 5.00 | CVIF-RCTP 10th Jagna International Workshop |
| | | <i>International</i> | | 1 | 1 | 5 | 5 | 5 | 5.00 | CVIF-RCTP 10th Jagna International Workshop |
| | | <i>National</i> | | 0 | 0 | | | | | |
| | | <i>Regional/Institutional</i> | | 1 | 0 | | | | | |
| | OVPI MFO 3. Registration Services | | | | | | | | | |
| | PI 9: Percentage of students enrolled and validated within the registration period | A 51. Percentage of students enrolled and validated within the registration period | Validates students within the registration period | 60% | 100% | 5 | 5 | 5 | 5.00 | |

| | | | | | | | | | |
|--------------------------------------------------------------------------------------------------------|-------------------------------------------------------------------------------------------------|---------------------------------------------------------------------------------------------------|----|----|---|---|---|------|------------------------------------------------------------------|
| PI 10. Number of students advised during the registration period | A 52. Number of students advised during the registration period | Acts as academic adviser | 14 | 17 | 5 | 5 | 5 | 5.00 | |
| OVPI MFO 4. Curricular Program Management Services | | | | | | | | | |
| PI 12: Number of IMs reviewed by the DIMRC | A 53. Number of IMs reviewed by the DIMRC | Submits IMs for review | 0 | 0 | | | | | |
| PI 13: Number of course syllabi and TOS reviewed and approved | A 54. Number of course syllabi and TOS reviewed and approved | Submits course syllabi and TOS for approval | 4 | 4 | 5 | 5 | 5 | 5.00 | TOS for ScTS 11a; APhy 101; APhy 103 |
| PI 16: Number of student thesis advised: | A 57. Number of students advised on thesis/field practice/special problem: | | 1 | 2 | 5 | 5 | 5 | 5.00 | BSAP 4 students |
| | <i>As SRC Chairman</i> | Advises and corrects research outline and thesis/SP manuscript | 0 | 0 | | | | | |
| | <i>As SRC Member</i> | Advises and corrects research outline and thesis/SP manuscript | 1 | 2 | 5 | 5 | 5 | 5.00 | BSAP 4 students |
| PI 18: Number of students from other schools having summer program supervised | A 59. Number of students from other schools having summer program supervised | Acts coordinator/facilitator for students from other schools having summer program in VSU | 3 | 3 | 5 | 5 | 5 | 5.00 | VFES-SIP students |
| PI 19: Number of external institutions/agencies conducting benchmarking activities served | A 60. Number of external institutions/agencies conducting benchmarking activities served | Facilitates in assisting of the external institutions/agencies conducting benchmarking activities | 0 | 0 | | | | | |
| PI 20: Number of students from other academic departments conducting research activities served | A 61. Number of students from other academic depts conducting research activities served | Facilitates in assisting students from other academic depts conducting research activities | 1 | 1 | 5 | 5 | 5 | 5.00 | Vinesse Jumawid (BS GE) |
| PI 21: Additional outputs | A 62. Number of students entertained for consultation purposes | Entertains students consulting on subject taught, thesis and grades | 10 | 12 | 5 | 5 | 5 | 5.00 | ScTS11a-N012; ScTS11a-N889; APhy103-N053; APhy101-N477; VFES-SIP |

UMFO 6. GENERAL ADMINISTRATIVE AND SUPPORT SERVICES

| | | | | | | | | | | |
|--|-----------------------------------------------------------------------------------------------------------------|-----------------------------------------------------------------------------------------------------------------|------------------------------------------------------------|------|------|---|---|---|------|--|
| | PI 1: Number of departments/institutes/offices supervised | A 65. Number of departments/institutes/offices supervised | Acts as head of office | 0 | 0 | | | | | |
| | PI 2: Number of management meetings conducted | A 66. Number of management meetings conducted | Presides departmental meetings | 0 | 0 | | | | | |
| | PI 3: Number of committee meetings conducted | A 67. Number of committee meetings conducted | Acts as committee chairman | 0 | 0 | | | | | |
| | PI 4: Number of routinary documents acted | A 68. Number of routinary documents acted | Signs documents | 10 | 20 | 5 | 5 | 5 | 5.00 | |
| | PI 5: Number of requests acted | A 69. Number of requests acted | Approves requests | 0 | 0 | | | | | |
| | PI 6: Number of memoranda prepared | A 70. Number of memoranda prepared | Issues memoranda | 0 | 0 | | | | | |
| | PI 7: Percentage of IFWs submitted to OVPAA before deadline | A 71. Number of IFWs submitted to OVPAA before deadline | Monitors submission of IFWs before deadline | 0 | 0 | | | | | |
| | PI 8: Percentage of Report of Actual Teaching Load submitted to OVPAA 30 days after the start of classes | A 72. Percentage of Report of Actual Teaching Load submitted to OVPAA 30 days after the start of classes | Monitors submission of ATL 30 days after start of classes | 0% | 0 | | | | | |
| | PI 9: Percentage of submitted DTR within 20 days after the last day of the month | A 73. Percentage of submitted DTR within 20 days after the last day of the month | Submits DTR within 20 days after the last day of the month | 80% | 40% | 3 | 3 | 3 | 3.00 | |
| | PI 10: Percentage of complaints, if any, addressed on time | A 74. Percentage of complaints, if any, addressed on time | Addresses complaints on time (if any) | 100% | 100% | 5 | 5 | 5 | 5.00 | |
| | PI 11: Percentage of action plans implemented and monitored as scheduled | A 75. Percentage of action plans implemented and monitored as scheduled | Implements and monitors action plans as scheduled | 60% | 80% | 5 | 5 | 5 | 5.00 | |
| | PI 12: Percentage of monthly accomplishment report submitted | A 76. Percentage of monthly accomplishment report submitted | Submits monthly accomplishment report | N/A | | | | | | |

| | | | | | | | | | | |
|--------------------------------------------------------------------------------------------------------------------------|---------------------------------------------------------------------------|--------------------------------------------------------------------------------------------------------------------------------|--------------------------------------------------------------------------------------------------------------------|-----|---|-------------|-----|-----|--------|---------------------------------------|
| | PI 13: Number of classroom and lab rooms constructed and renovated | A 77. Number of approved and implemented requests for classroom and lab rooms construction and renovation | Requests and monitors approval and implementation of requests classrooms and lab rooms construction and renovation | N/A | | | | | | |
| | PI 14: Percentage budget utilization (GAA) | A 78. Percentage budget utilization (GAA) | | N/A | | | | | | |
| | PI 15: Percentage budget utilization (STF) | A 79. Percentage budget utilization (STF) | | N/A | | | | | | |
| | PI 17: Additional Outputs | A 80. Number of meetings attended | Attends meetings (departmental/institutional) | 10 | 7 | 5 | 5 | 5 | 5.00 | Includes meeting with RAISE 8 project |
| | | A 81. Number of /new initiatives introduced resulting to best practice replicated/benchmarked by other depts/agencies * | Initiates/introduces improvements in performing functions resulting to best practice | 0 | 0 | | | | | |
| | | | | | | | | | | |
| | Total Over-all Rating | | | | | 148 | 146 | 143 | 145.67 | |
| | Average Rating | | | | | 4.9 | 4.9 | 4.8 | 4.86 | |
| | Adjectival Rating | | | | | Outstanding | | | | |
| Can time to pursue a Ph.D degree, attend / present in seminars, and engage further in research and extensive activities. | | | | | | | | | | |

Evaluated & Rated by:

REV RHIZZA L. AURE

Head, Dphys

Date: 7/9/24

Recommending Approval:

GLENN G. PAJARES

Dean, CAS

Date: 7/10/24

Approved by:

ROTACIO S. GRAYOSO

Vice President for Academic Affairs

Date: 7/11/24

PERFORMANCE MONITORING & COACHING JOURNAL

| | | |
|---|-----------------|---------------------------------|
| ✓ | 1st | Q U A R T E R |
| ✓ | 2 nd | |
| | 3 rd | |
| | 4th | |

Name of Office: Department of Physics

Head of Office: Dr. Rev Rhizza L. Aure

Name of Faculty: Semblante, Oliver D.

| Activity Monitoring | MECHANISM | | | | Remarks |
|---------------------|------------|-------------------------------------------------------------------------------------------------------------------------------------------------------------------|------|-------------------------------------------|--------------------------------------------------------------------|
| | Meeting | | Memo | Others (Pls. specify) | |
| | One-on-One | Group | | | |
| Monitoring | | Reminded the faculty members during meetings on the submission of TOS, grades and other documents | | Notice of meeting, Minutes of meetings | Faculty members have submitted the documents |
| Coaching | | <ul style="list-style-type: none">Encouraged the faculty to make research and extension proposalsEncouraged the faculty to finish his PhD. | | Notice of meeting and Minutes of meetings | Submitted research proposal to DOST TPES result Outstanding |

Note: Please indicate the date in the appropriate box when the monitoring was conducted.

Conducted by:


REV RHIZZA L. AURE
Immediate Supervisor

Noted by:


GLENN G. PAJARES
Next Higher Supervisor

TRACKING TOOL FOR MONITORING TARGETS

| Major Final Output/ Performance Indicator | TASK | ASSIGNED TO | DURATION | TASK STATUS | | | | REMARKS |
|----------------------------------------------|-----------------------------------------------------|----------------------|--------------------------|----------------------|----------------------|----------------------|----------------------|-----------------------------------------------------------------------------------------------------------------------------------------------------|
| | | | | 1 st Week | 2 nd Week | 3 rd Week | 4 th Week | |
| MFO 1: ADVANCED EDUCATION SERVICE (20%) | | | | | | | | |
| MFO 2: HIGHER EDUCATION SERVICES (50%) | | | | | | | | |
| PI 4: | Percentage of students enrolled on schedule | Dept. Head & Faculty | Jan 2024 | | | | | No. of BSAP students enrolled=33 |
| PI 5: | Percentage increase in enrolment | Dept. Head & Faculty | Jan 2024 | | | | | 2 nd Sem 23-24: 3 rd Year (7); 2 nd Year (12); 1 st Year (14) = 33 Previous Year no. of students= 24 |
| PI 7: | Number of degree programs implemented | Dept. Head & Faculty | | | | | | BSAP Program |
| PI 8: | Number of programs with COPC | Dept. Head & Faculty | | | | | | BSAP has been awarded with COPC |
| PI 10: | Total FTE monitored | Dept. Head & Faculty | 2 nd semester | | | | 100% | Ensures that all course offering by the department are catered. |
| PI 11 | Number of new revised curricular proposal submitted | Dept. Head & Faculty | | | | | | BSAP revised curriculum |
| PI 12: | Number of new revised proposal approved by UCC | | | | | | | Curriculum Review (BSAP) |
| PI 13: | Percentage of course | Dept. Head & Faculty | Whole semester | 100% | | | | Ensures that all course syllabi are |

[illegible]

| | | | | | | | | |
|-------|---------------------------------------------------------------------|----------------------|------------|--|--|--|------|--------------------------------------------------------------------------------------------------------------------------------------------|
| | | | | | | | | Characterization of Selected Plant Oils; 2. Investigating the relationship of GMSL and ENSO using white noise analysis |
| c. | <i>Regional or Institutional Conferences</i> | | | | | | | 1. Microrheological Characterization of Selected Plant Oils; 2. Investigating the relationship of GMSL and ENSO using white noise analysis |
| PI 4. | Number of research proposal submitted | Dept. Head & Faculty | April 2024 | | | | 100% | Submitted to DA-RFO 8 in April, 2024 ODSemblante & HRFabad |
| PI 5. | Number of research proposals approved * | Dept. Head & Faculty | | | | | 50% | In progress |
| PI 6. | Number of approved research projects/studies implemented | Dept. Head & Faculty | | | | | | |
| PI 7. | Amount of research money obtained from external sources | Dept. Head & Faculty | | | | | | Proposal under review |
| PI 8. | Amount of research money obtained from internal sources | Dept. Head & Faculty | | | | | | Proposal under review |
| PI 12 | . Number of research articles derived from approved research in the | Dept. Head & Faculty | | | | | | |

| | | | | | | | | |
|--------------------------|------------------------------------------------------------------------------------------------------------------------------------------------|----------------------|----------------|--|--|--|------|--------------------------------------------------------------------------------------------------------------------------------------------|
| | university, submitted | | | | | | | |
| PI 13. | Number of research articles derived from approved research university, published | Dept. Head & Faculty | | | | | | In progress |
| PI 14. | Number of Scopus, WoS, and ACI publications and other reputable journals | Dept. Head & Faculty | | | | | | N/A |
| MFO 4 | | | | | | | | |
| EXTENSION SERVICES (10%) | | | | | | | | |
| PI 1. | Number of active partnerships with LGUs, industries, NGOs, NGAs, SMEs, and other stakeholders as a result of extension activities * | Dept. Head & Faculty | | | | | 100% | 1. MOU with DLSU; 2. MOU with USC; 3. MOU with RCTP, CVIF |
| PI 4. | Percentage of beneficiaries who rated the training course/s and advisory services as satisfactory or higher in terms of quality and relevance* | Dept. Head & Faculty | Whole Semester | | | | 100% | 1. 1 st USC-VSU AstroCamp 2. Lawag/Suga: Igniting Curiosity through Optics and Photonics 3. Research Adviser/s (e.g.VFES) |
| PI 5. | Number of expert services | | | | | | | |

| | | | | | | | | |
|--|-------------------------------------------------------------------------------------------------------------------------------------------------|----------------------|--------------|------|------|------|------|----------------------------------------------------------------------------------------------------------------------------------------------------|
| | rendered: | | | | | | | |
| | a. Peer reviewers of journal/book | Dept. Head & Faculty | | | | | | |
| | b. Review of research and extension proposal | | | | | | | |
| | c. resource speaker/person (panelist, discussant, judge in academic and research competitions, moderator in conferences, convenor, facilitator) | Dept. Head & Faculty | January 2024 | 100% | | | | Organizer: (Department of Physics) DLSU Physics Seminar Sponsors (Department of Physics): 10th Jagna International Workshop |
| | | | March 2024 | | 100% | | | Organizer: (RRLAure) UP-NIP Seminar on Frontiers in Theoretical and Experimental Physics |
| | | | March 2024 | | | 100% | | Facilitator (Department of Physics) during the VSU-DLSU Physics Seminars |
| | | | April 2024 | | | 100% | | Facilitator (Department of Physics) during the USC-VSU AstroCamp Judge, Elementary Investigative Projects Presentation: JLLCagande |
| | | | May 2024 | | | | 100% | Resource Speakers: (ODSemblante & JLLCagande) during Lawag/Suga: Igniting |

| | | | | | | | | |
|-------------------|-----------------------------------------------------------|----------------------|------------|--|--|--|------|----------------------------------------------------------------------------|
| | | | | | | | | Curiosity through Optics and Photonics, at FCIC, Baybay City, May 25, 2024 |
| | d. accreditor | | | | | | | |
| | e. consultancy | | | | | | | |
| PI 6. | Number of extension proposal submitted | Dept. Head & Faculty | | | | | | Extension proposal (In progress) |
| PI 7. | Number of extension proposal approved | Dept. Head & Faculty | | | | | | |
| PI 10: | Number of extension activities conducted | Dept. Head & Faculty | April 2024 | | | | | 1. 1st USC-VSU AstroCamp |
| | | | | | | | | 2. Research Adviser/s (e.g, VFES) |
| | | | May 2024 | | | | | 3. Lawag/Suga: Igniting Curiosity through Optics and Photonics |
| PI 11. | Number of trainings, seminar conducted | Dept. Head & Faculty | April 2024 | | | | | 1. 1st USC-VSU AstroCamp |
| | | | May 2024 | | | | | 2. Lawag/Suga: Igniting Curiosity through Optics and Photonics |
| | | | | | | | | 3. Research Adviser/s (e.g, VFES) |
| PI 17. | Amount of extension money generated from internal sources | | | | | | | Extension Proposal (In progress) |
| Additional Output | | | | | | | | |
| | Research Mentoring | | | | | | 100% | VFES Adviser; VSUIHS Research |
| MFO 5 | | | | | | | | |

| Support to Operations | OVPI MFO 1. Faculty Development Services | | | | | | | |
|-----------------------|----------------------------------------------------------------------------------------------------------|------------------------------|--|--|--|--|--|--------------------------------------------------------------------------------------------------------------------------------------------------------------------------------------------------------------------------------------------------------------------|
| PI 1: | Number of faculty pursuing advanced research degree programs (PhD) facilitated, monitored and assisted * | | | | | | | Ph.D. in Physics-2; Ph.D. in Science Education major in Physics-1 |
| PI 2: | Number of faculty-scholars who completed their advance degrees | | | | | | | Graduate studies of faculty scholar (in progress) |
| PI 3: | Number of faculty granted with external scholarship | | | | | | | JRPLEsidan (DOST Scholar) under VSU Fellowship Contract |
| PI 4: | Number of faculty granted with internal scholarship/fellowship | | | | | | | Faculty Development Plan (FDP) was revised |
| PI 7: | Number of faculty sent to trainings, seminars and conferences | Dept. Head & Faculty & staff | | | | | | 10th Jagna International Workshop: 1.RRL Aure; 2. HRF Abad; 3. AVC Casangcapan; 4. JLL Cagande; 5. MLTTimosa; 6. MAA Villocin; 7. MF Sacedon; 8. OD Semblante Frontier in Theoretical & Experimental Physics: 1.RRL Aure; 2. HRF Abad; 3. AVC |

| | | | | | | | | |
|------------------------------------------------------------------------------------------------|---------------------------------------------------------------------------------------------------------------------------------------------------------------------------------------------------------------------------------------------------------------------|-------------------------|-------------------|-----|-----|-----|-----|-------------------------------------------------------------------------------------------------------------------------------------------------------------------------------------------------------------------------------------------------------------------------------------------------------------------------------------------------------------------------------------------------------------------------------------------------------------------------------------------------------------------------------------------------------------------------------|
| | | | | | | | | Casangcapan; 4. JLL Cagande; 5. MLTTimosa; 6. MAA Villocin; 7. MF Sacedon; 8. OD Semblante Training Workshop on Research Proposal: 1. HRF Abad; 2. OD Semblante Chemical Waste Management and Safety in the Chemical Laboratory- 1 DLSU Physics Seminar- Department of Physics 1st VSU-USC AstroCamp- Department of Physics VSU Going Green Seminar-4 |
| Additional outputs | | | | | | | | |
| | <i>Number of planning sessions, tracking and monitoring of targets, etc. conducted to ensure attainment of department targets</i> | Dept. Head & Faculty | Whole semester | 30% | | 70% | | during department meetings |
| | <i>Number of coaching sessions among faculty and staff</i> | Dept. Head & Faculty | Whole semester | | 50% | | 50% | couching sessions during department meetings |
| OVPI MFO 2. Faculty Recruitment/Hir ing Services | | | | | | | | |
| PI 8: | Number of | Dept. Head & | | | | | | |

| | | | | | | | | |
|-----------------------------------------------------------|------------------------------------------------------------------------------|---------------------------------------------------|--|------|--|--|--|----------------------------------------------------------------------------------------------------------------------------------------------------|
| | new faculty hired with at least Master's degree | Faculty | | | | | | |
| OVPI MFO 3. Registration Services | | | | | | | | |
| PI 9: | Percentage of students enrolled and validated within the registration period | Dept. Head & Faculty | | 100% | | | | 2nd Sem SY23-24: (7) 3rd Year; (12) 2nd Year; (14) 1st Year; Mid Year SY23-24: (5) 3rd Year ; (7) 2nd Year; (8) 1st Year |
| PI 10: | Number of students advised during the registration period | 1. JLLCaganded 2. HHRF Abad 3. ODSe mblante | | 100% | | | | BS Applied Physics |
| OVPI MFO 4. Curricular Program Management Services | | | | | | | | |
| PI 11: | Number of curricular reviews conducted | Dept. Head & Faculty & staff | | | | | | BSAP Curriculum Revision |
| PI 12: | Monthly accomplishment report submitted on time. | Dept. Head & Faculty & staff | | | | | | |
| PI 13: | Number of course syllabi and TOs reviewed and approved | Dept. Head & Faculty | | | | | | Syllabi (1) TOs 2nd Sem. SY 23-24 (16) |
| PI 14: | Number of OJT MOAs prepared | Dept. Head & Faculty | | | | | | (1) DLSU Institutional MOA (2) DLSU Student MOAs (1) PAGASA MOAs |


| | | | | | | | | |
|-----------------------------------------------------|------------------------------------------------------------------------------------------|--|------------|--|--|--|-----|--------------------------------------------------------------------|
| | | | | | | | | (2) USC MOAs |
| PI 15: | Number student interns deployed and monitored | | | | | | 60% | OJT is scheduled in the Midyear, A.Y. 2023-2024 (MOAs in progress) |
| PI 16: | Number of thesis students advised | | | | | | | |
| PI 17: | Number of exchange students supervised | | | | | | | |
| PI 18: | Number of students from other schools having summer program supervised | | | | | | | |
| PI 19: | Number of external institutions/agencies conducting benchmarking activities served | | March 2024 | | | | | DLSU's visit at VSU |
| PI 20: | Number of students from other academic departments conducting research activities served | | | | | | | VFES and VSU-IHS |
| MFO 6 | | | | | | | | |
| General Admin. & Support Services (GASS) | | | | | | | | |

| | | | | | | | | |
|--------------|--------------------------------------------------------------------|------------------------------|--|--|--|--|--|-------------------------------------------------------------------------------------------------------------------------------------------------------------------------------------------------------------------------------------------------------|
| PI 1. | Number of departments/institutes/offices supervised | | | | | | | Department of Physics and Alumni Community Relations Office |
| PI 2. | Number of management meetings conducted | | | | | | | regular/special meeting to be conducted |
| PI 3. | Number of committee meetings conducted | | | | | | | atleast 1 regular/special meeting to be conducted |
| PI 4. | Number of routinary documents acted | Dept. Head & Faculty & staff | | | | | | |
| PI 5. | Number of requests acted | Dept. Head & Faculty & staff | | | | | | 1. Request to paint computer table & and counter table 2. Request to repair faucet at the DPhys Pantry 3. Request installation Aircondition unit at DPhys Equipment Room 4. Request installation of additional LAN for DPhys Biophysics Room |
| PI 6. | Number of memoranda prepared | Department Head | | | | | | |
| PI 7: | Percentage of IFWs submitted to OVPA on or before September 30 | Department Head & clerk | | | | | | 2nd Sem SY 23-24 IFW |
| PI 8: | Percentage of Report of Actual teaching loads submitted to OVPA 30 | Department Head & clerk | | | | | | 2nd Sem 23-24 RATL (Feb 14, 2024) |

| | | | | | | | | |
|--------------------|-------------------------------------------------------------------------|------------------------------|--|--|--|--|--|----------------------------------------------------------------------------------------------------------|
| | days after the start of classes | | | | | | | |
| PI 9: | Percentage of faculty and staff who submitted a DTR every month | Dept. Head & Faculty & staff | | | | | | |
| PI 10: | Percentage of complaints, if any, addressed on time | Dept. Head & Faculty & staff | | | | | | |
| PI 11: | Percentage of action plans implemented and monitored as scheduled | Dept. Head & Faculty & staff | | | | | | |
| PI 12: | Monthly accomplishment report submitted on time. | Dept. Head & Faculty & staff | | | | | | |
| PI 13: | Number of classrooms and Lab rooms constructed and renovated | | | | | | | 1. Installation of Air Conditioner for the DPhys Laboratory Storage Room; 2. Computer/ Laboratory Tables |
| PI 14: | Percentage budget utilization (GAA) | Dept. Head & Faculty & staff | | | | | | |
| PI 15: | Percentage budget utilization (STF) | Dept. Head & Faculty & staff | | | | | | |
| Additional Outputs | | | | | | | | |
| | <i>Number of /new initiatives introduced resulting to best practice</i> | Dept. Head & Faculty & staff | | | | | | JLLCagande: Flag Ceremony Android App |

| | | | | | | | | |
|--|--------------------------------------------------------------------------------------------------|------------------------------|--------------|--|--|--|--|------------------------------------------------------------------------------------------------------------------------------------------------------------------------------------------------------------------------------------------------------------------|
| | <i>replicated/benchmarked by other dept/agencies*</i> | | | | | | | |
| | <i>Submission of department PPMP for the following year within deadline as prescribed by BAC</i> | Dept. Head & Faculty & staff | | | | | | for office, instructional used |
| | Number of admin staff sent to trainings, seminars and conferences | Dept. Head & Faculty & staff | Feb-May 2024 | | | | | 1. Chemical waste Management and safety in the Chemical Laboratory ,Feb. 23, 2024 (HGMazo & WFSoriano) 2. Sparkling Spaces: Mastering the Arts of Housekeeping (HGMazo & PAGucela) 3. Financial Transaction Forum (HGMazo & PAGucela) |

Prepared by:


REV RHIZZA L. AURE
 Unit Head

PERFORMANCE MONITORING FORM

Name of Employee: **Oliver D. Semblante**

| Task No. | Task Description | Expected Output | Date Assigned | Expected Date to Accomplish | Actual Date accomplished | Quality of Output* | Over-all assessment of output** | Remarks/ Recommendation |
|----------|------------------------------------------------------------------------------------------------------------------------------------------------------------------------------------------------------------------------------------------------------------------------------------------------------------------------------------------------------------|-----------------|---------------|-----------------------------|----------------------------------------------------------------------------------------------------------------------------------------------------------------------------------------|--------------------|---------------------------------|------------------------------------------------------------------------------------------------------------------------------|
| 1 | Teaches assigned subjects and performs other teaching related functions such as; prepares and revises teaching materials, prepares and gives examinations, checks test papers and returns to students one week after, submits grades sheets within the prescribed period, and makes herself available for student consultations during consultation hours. | Very Impressive | January 2024 | June 2024 | June 30, 2024 | Impressive | Very Satisfactory | Submitted Syllabus, and grades on time. Entertains the concerns of advisees and is always available for student consultation |
| 2 | Performs other functions such as, Innovation Committee and ScTS 11a Coordinator | Very Impressive | January 2024 | June 2024 | June 30, 2024 | Very Impressive | Very Satisfactory | Can managed multiple tasks efficiently while maintaining productivity |
| 3 | Attends seminar/workshops, serves training and workshops. | Very Impressive | January 2024 | June 2024 | Jan 8-11, 2024 (10 th Jagna International Symposium) March 2024 (Research Proposal workshop, Frontier in Theoretical & Experimental Physics, DLSU Physics Seminar) | Very Impressive | Outstanding | Actively participated in seminars/ workshops |
| 4. | Submits research proposal | Very Impressive | January 2024 | June 2024 | April 2024 | Very Impressive | Outstanding | Submitted to DA-RFO 8 |

Prepared by:


REV RHIZZA L. AURE
 Head, DPhys

EMPLOYEE DEVELOPMENT PLAN

Name of Employee: Oliver D. Semblante

Performance Rating: Outstanding

Aim:

1. Submit research and extension proposals.
2. Encourage him to attend seminars, trainings, and conferences.
3. Encourage him to pursue Ph.D. in Physics.

Proposed Interventions to Improve Performance:

Date: _____ Target Date: Within the year

First Step:

1. Inform him to submit research and extension proposals.
2. Inform him to attend seminars, training, and conferences.
3. Advise him to pursue Ph.D. in Physics.

Result:


Date: _____ Target Date: _____

Next Step:


Outcome:

1. Submitted research and extension proposal/s to different funding agencies
2. Attended seminars, trainings, and conferences.

Prepared by:


REV RHIZZA L. AURE
DPhys Head

Conforme:


OLIVER D. SEMBLANTE
Ratee



TEACHING PERFORMANCE EVALUATION

Summary by Department

Department: Dept. of Physics

Semester and Academic Year: First Semester 2023-2024

College: College of Arts and Sciences

| Faculty name | Number of classes | Numerical Rating | Percentile Rating | Descriptive Rating |
|-------------------------------|-------------------|------------------|-------------------|--------------------|
| ATHENA VALERIE C. CASANGCAPAN | 7 | 4.57 | 91.43 % | Outstanding |
| BEHLL FLORENCE O. SANACO | 7 | 5.00 | 100.00 % | Outstanding |
| HANNAH RISSAH FORIO ABAD | 5 | 5.00 | 100.00 % | Outstanding |
| JEFFREY LLOYD LORETO CAGANDE | 5 | 4.40 | 88.00 % | Very Satisfactory |
| MARLON FLORES SACEDON | 6 | 5.00 | 100.00 % | Outstanding |
| MARY ANGELICA A. VILLOCINO | 7 | 5.00 | 100.00 % | Outstanding |
| MIRA LUNA T. TIMOSA | 6 | 4.83 | 96.67 % | Outstanding |
| OLIVER D. SEMBLANTE | 4 | 4.75 | 95.00 % | Outstanding |
| REV RHIZZA LIONG AURE | 2 | 5.00 | 100.00 % | Outstanding |
| Department Mean | | 4.84 | 96.79% | Outstanding |

Prepared by:

VANESSA W. NAZAL
TPES in-Charge
Date: April 19, 2024

Attested by:

MA. RACHEL KIM L. AURE
Director, Instruction and Evaluation
Date: April 19, 2024

Received by:

REV RHIZZA LIONG AURE
Name and Signature of Department head
Date: 27 May 2024

MA. THERESA POSAS LORETO
Name and Signature of College Dean
Date: May 21, 2024

Distribution of copies: ODIE, College, Department

Vision: A globally competitive university for science, technology, and environmental conservation.
Mission: Development of a highly competitive human resource, cutting-edge scientific knowledge and innovative technologies for sustainable communities and environment.