

SUMMARY OF INDIVIDUAL RATINGS OF FACULTY MEMBERS  
WITH MULTIPLE FUNCTIONS


Name of Faculty Member: Feliciano L. Sinon, Jr. (Instructor I)

Program Involvement	Percentage Weight of Involvement	Numerical Rating (Rating x %)	Equivalent Numerical Rating
(1)	(2)	(3)	(2x3)
1. Instruction			
a. Head/Dean (50%)	47.5%	4.94	2.35
b. Students (50%)	47.5%	4.25	2.02
Total for Instruction	95.0%		4.36
2. Research			
a. Client/Dir. for Research (50%)	0.0%		0.00
b. Dept. Head /Center Director (50%)			
Total for Research	0.0%		0.00
3. Extension			
a. Client/Dir. for Research (50%)	0.0%		0.00
b. Dept. Head /Center Director (50%)			
Total for Extension	0.0%		0.00
4. Administration	5.0%	4.96	0.25
5. Production	0.0%	0.00	0.00
TOTAL	100.0%		4.61

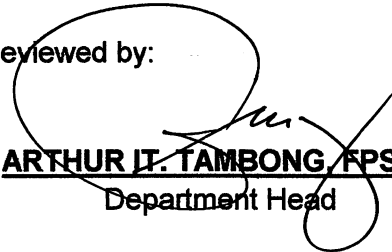
EQUIVALENT NUMERICAL RATING: 4.61  
Add: Additional Points, if any:  
TOTAL NUMERICAL RATING: 4.61

ADJECTIVAL RATING: Outstanding

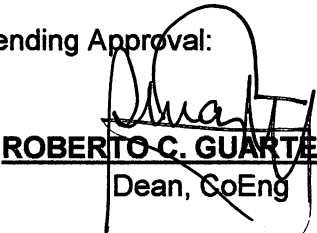
Prepared by:

  
**FELICIANO L. SINON, JR.**  
Name of Faculty


Reviewed by:

  
**ARTHUR J. TAMBONG, FPSAE**  
Department Head

Recommending Approval:

  
**ROBERTO C. GUARTE, PhD.**  
Dean, CoEng

Approved by:

  
**BEATRIZ S. BELONIAS, PhD.**  
VP for Instruction

Page 4

SUMMARY OF INVESTMENT IN ACADEMIC PROGRAMS  
WITH ALL FACULTY MEMBERS

Item of Faculty Member's Interest in Program A (Indicate in)

Program Investment	Weight of Investment	Rating (Rank)	Investment
(1)	(2)	(3)	(4)
Instruction			
a. Instruction (50%)	50%	4.8	2.40
b. Students (50%)	50%	4.8	2.40
Total for Instruction	100%		4.80
Research			
a. Research (50%)	50%		0.00
b. Post-grad (50%)	50%		0.00
Total for Research	100%		0.00
Extension			
a. Extension (50%)	50%		0.00
b. Post-grad (50%)	50%		0.00
Total for Extension	100%		0.00
Administration			
a. Administration (50%)	50%	4.8	2.40
b. Post-grad (50%)	50%	4.8	2.40
Total for Administration	100%		4.80
TOTAL			9.60

ADJECTIVAL RATING  
TOTAL NUMERICAL RATING  
Add Additional Points if any

Investment

THOMAS W. JAMES, JR.  
Department Head

REDACTED  
Name of Faculty

Department Approval  
ROBERT L. BROWN  
Dean, College

REDACTED  
VP for Instruction

[illegible]



		Number of BS Degree Programs maintained for OBE-alignment	OBE-alignment of old BS curriculum	Conducts initial activities of curriculum revision into an OBE-aligned curriculum	1	1	5	5	5	5.0	OBE-alignment of BSAE
		Number of maintained Center of Excellence (COE) status designated by CHED	Updating and maintaining documents	Updates and maintains documents re Center of Excellence (COE)	1	1	5	5	5	5.0	Center of Excellence in BSAE degree program
		Number of AACCUP Accreditation maintained	Updating and maintaining documents	Updates and maintains documents re AACCUP	1	1	5	5	5	5.0	BSAE Level III Phase 2
		Number of ISO 9001:2015 applied	Preparing/ Encoding/ Printing	Prepares documents for ISO 9001:2015 application	1	1	5	5	5	5.0	ISO 9001:2015 Certification
							Total points:			39.3	

#### UMFO 5. SUPPORT TO OPERATIONS (STO)

##### OVPI MFO 3. Faculty Evaluation Services

		<b>PI 1.</b> Number of seminars/ trainings/conventions/ workshops coordinated for entire university	As participant	Participates seminars/ trainings/conventions/ workshops coordinated for entire university	1	3	5	5	5	5.0	2 seminars/trainings
--	--	---	----------------	---	---	---	---	---	---	-----	----------------------

##### OVPI MFO 4. Program and Institutional Accreditation Services

		<b>PI 1.</b> Number of degree programs which passed accreditation/evaluation at least Level I	Documenting/ Monitoring	Documents/Monitors	1	1	5	5	5	5.0	BSAE
		<b>PI 3.</b> Percentage of degree program compliant with CHED	Documenting/ Monitoring	Documents/Monitors	100%	100%	5	5	5	5.0	100% complied with CHED (BSAE, BSABE & MSAE degree programs)
		<b>PI 4.</b> Additional outputs									
		Number of activities organized/attended/ assisted/participated/ facilitated	Participating	Participates activities	2	2	5	4	5	4.7	PSAE activities
							Total points:			19.7	

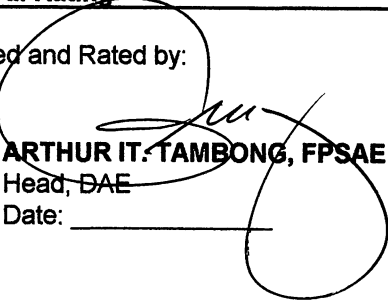
#### UMFO 6. GENERAL ADMINISTRATION & SUPPORT SERVICES

		<b>PI 1.</b> Efficient and customer-friendly frontline service	Service	Served clients with courtesy; immediate response to client needs and inquiries	100%	100%	5	5	5	5.0	100% no complaint; Served clients with courtesy; immediate response to client needs and inquiries
		<b>PI 2.</b> Additional outputs									
		Number of documents attended and served	Checking and action to official documents	Approves documents as OIC Head	10	20	5	5	5	5.0	Varied documents
		<b>Best Practices/New Initiatives:</b>									
		Number of Application for ISO (Prepared) - on-going	Preparing/ Encoding/ Printing	Prepares documents for ISO 9001:2015 application	1	1	5	5	5	5.0	On-going




		Number of Application for CHED Center of Excellence	Updating and maintaining documents	Updates and maintains documents re Center of Excellence (COE)	1	1	5	5	5	5.0	BSAE/BSABE
						Total points:				20.0	<b>Comments &amp; Recommendations for Development Purpose:</b>  <i>Analyze results of student evaluations and act accordingly for performance improvement.</i>
<b>Total Over-all Rating</b>										79.000	
<b>Average Rating</b>										4.938	
Additional points:											
Approved additional points (with copy of approval) :											
<b>Final Rating</b>										4.938	
<b>Adjectival Rating</b>										Outstanding	

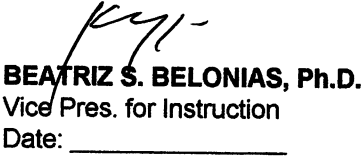
Evaluated and Rated by:

  
**ARTHUR I.T. TAMBONG, FPSAE**  
Head, DAE  
Date: \_\_\_\_\_

Recommending Approval:

  
**ROBERTO C. GUARATE, Ph.D.**  
Dean, CoEng  
Date: \_\_\_\_\_

Approved:

  
**BEATRIZ S. BELONIAS, Ph.D.**  
Vice Pres. for Instruction  
Date: \_\_\_\_\_

Year	1950	1951	1952	1953	1954	1955	1956	1957	1958	1959	1960	1961	1962	1963	1964	1965	1966	1967	1968	1969	1970	1971	1972	1973	1974	1975	1976	1977	1978	1979	1980	1981	1982	1983	1984	1985	1986	1987	1988	1989	1990	1991	1992	1993	1994	1995	1996	1997	1998	1999	2000	2001	2002	2003	2004	2005	2006	2007	2008	2009	2010	2011	2012	2013	2014	2015	2016	2017	2018	2019	2020	2021	2022	2023	2024	2025	2026	2027	2028	2029	2030																																																																																																				
Population	1,000,000	1,050,000	1,100,000	1,150,000	1,200,000	1,250,000	1,300,000	1,350,000	1,400,000	1,450,000	1,500,000	1,550,000	1,600,000	1,650,000	1,700,000	1,750,000	1,800,000	1,850,000	1,900,000	1,950,000	2,000,000	2,050,000	2,100,000	2,150,000	2,200,000	2,250,000	2,300,000	2,350,000	2,400,000	2,450,000	2,500,000	2,550,000	2,600,000	2,650,000	2,700,000	2,750,000	2,800,000	2,850,000	2,900,000	2,950,000	3,000,000	3,050,000	3,100,000	3,150,000	3,200,000	3,250,000	3,300,000	3,350,000	3,400,000	3,450,000	3,500,000	3,550,000	3,600,000	3,650,000	3,700,000	3,750,000	3,800,000	3,850,000	3,900,000	3,950,000	4,000,000	4,050,000	4,100,000	4,150,000	4,200,000	4,250,000	4,300,000	4,350,000	4,400,000	4,450,000	4,500,000	4,550,000	4,600,000	4,650,000	4,700,000	4,750,000	4,800,000	4,850,000	4,900,000	4,950,000	5,000,000	5,050,000	5,100,000	5,150,000	5,200,000	5,250,000	5,300,000	5,350,000	5,400,000	5,450,000	5,500,000	5,550,000	5,600,000	5,650,000	5,700,000	5,750,000	5,800,000	5,850,000	5,900,000	5,950,000	6,000,000	6,050,000	6,100,000	6,150,000	6,200,000	6,250,000	6,300,000	6,350,000	6,400,000	6,450,000	6,500,000	6,550,000	6,600,000	6,650,000	6,700,000	6,750,000	6,800,000	6,850,000	6,900,000	6,950,000	7,000,000	7,050,000	7,100,000	7,150,000	7,200,000	7,250,000	7,300,000	7,350,000	7,400,000	7,450,000	7,500,000	7,550,000	7,600,000	7,650,000	7,700,000	7,750,000	7,800,000	7,850,000	7,900,000	7,950,000	8,000,000	8,050,000	8,100,000	8,150,000	8,200,000	8,250,000	8,300,000	8,350,000	8,400,000	8,450,000	8,500,000	8,550,000	8,600,000	8,650,000	8,700,000	8,750,000	8,800,000	8,850,000	8,900,000	8,950,000	9,000,000	9,050,000	9,100,000	9,150,000	9,200,000	9,250,000	9,300,000	9,350,000	9,400,000	9,450,000	9,500,000	9,550,000	9,600,000	9,650,000	9,700,000	9,750,000	9,800,000	9,850,000	9,900,000	9,950,000	10,000,000

Figure 1. The effect of the concentration of the *Agrobacterium* suspension on the transformation efficiency of *Agrobacterium* strains. The number of transformed cells was determined by the number of colonies obtained on the selective medium. The results are the mean of three independent experiments. Error bars represent standard deviation.

1990





**Visayas State University**  
**College of Engineering**  
Department of Agricultural Engineering  
Visca, Baybay City 6521, Leyte, Philippines

## EMPLOYEE DEVELOPMENT PLAN

Name of Employee: Engr. Feliciano L. Sinon, Jr.

Performance rating: 4.938 (Outstanding)

**Aim:** Engr. Sinon as an effective ABE instructor in the Farm Machinery specialization

**Proposed Interventions to Improve Performance:**

Engr. Sinon will be developed to become good faculty in the Farm Machinery specialization.

**Date:** January 2018

**Target Date:** June 2018

**First Step**

- Engr. Sinon will be assigned to make new OBE-compliant syllabi in the Farm Machinery courses in preparation for the next semester following CMO 94, series of 2017 (Policies, Standards and guidelines for BS Agricultural and Biosystems Engineering).

**Results:**

- Completed first draft of the syllabi

**Date:** July 2018

**Target Date:** December 2018

**Next Step:**

- Revision and improvement of the syllabus draft as corrected by the DAE Head.

**Outcomes:**

- Improved syllabi compliant to OBE

**Date:** December 2018

**Target Date:** June 2019

**Final step/Recommendations:**

- Evaluate the improved syllabi based on its past semester's utilization and effectiveness for Continuous Quality Improvement (CQI).

Prepared by:

ARTHUR IT. TAMBONG, FPSAE

Head, DAE

Conforme:

FELICIANO L. SINON, JR.

Instructor

1944-1945  
1946-1947  
1948-1949  
1950-1951



1952-1953

1954-1955  
1956-1957

1958-1959  
1960-1961

1962-1963  
1964-1965

1966-1967  
1968-1969

1970-1971  
1972-1973  
1974-1975  
1976-1977

1978-1979  
1980-1981

1982-1983  
1984-1985

1986-1987  
1988-1989

1990-1991  
1992-1993

1994-1995  
1996-1997

1998-1999  
2000-2001