

### SUMMARY OF INDIVIDUAL RATINGS OF FACULTY MEMBERS WITH MULTIPLE FUNCTIONS

Name of Faculty Member: **BAYRON S. BARREDO**

Program Involvement (1)	Percentage Weight of Involvement (2)	Numerical Rating (Rating x%) (3)	Equivalent Numerical Rating (2x3)
11. Instruction			
e. Head/Dean (50%)		4.55x50% = 2.28	
f. Students (50%)		4.75x50% = 2.38	
Total for Instruction	60%	4.66	2.80
12. Research			
e. Client/Dir. for Research (0%)			
f. Dept. Head/Center Director (100%)		2.00 x 100% = 2	
Total for Research	10%	2.00	0.20
13. Extension			
e. Client/Dir. for Extension (0%)			
f. Dept Head/Center Director (100%)	10%	4.29 x 100% = 4.29	0.43
Total for Extension			
14. Administration	20%	5.00	1.00
15. Production			
TOTAL	100%		4.43

EQUIVALENT NUMERICAL RATING: \_\_\_\_\_ 4.43

Add: Additional Points, if any: \_\_\_\_\_

TOTAL NUMERICAL RATING: \_\_\_\_\_ 4.43


ADJECTIVAL RATING: \_\_\_\_\_

**Very Satisfactory**

Prepared by:

Reviewed by:


  
**BAYRON S. BARREDO**  
Name of Faculty

  
**ROSARIO P. ABELA**  
Department Head

Recommending Approval:

  
**BAYRON S. BARREDO**  
Dean/Director


Approved:


  
**ROTACIO S. GRAVOSO**  
Vice President


"Exhibit B"

INDIVIDUAL PERFORMANCE COMMITMENT & REVIEW FORM (IPCR)

I, Bayron S. Barredo, a faculty member of the DEPARTMENT OF TEACHER EDUCATION commits to the deliver and agree to be rated on the attainment of the following targets in accordance with the indicated measures for the period January-June, 2024.

  
**BAYRON S. BARREDO**  
 Assoc. Professor IV  
 Date: 7-15-24

Approved:  
  
**ROSARIO P. ABELA**  
 Department Head  
 Date: 7-15-24

  
**BAYRON S. BARREDO**  
 College Dean  
 Date: 7-15-24

MFO No.	Description of MFO's/PAPs	Success/ Performance Indicators (PI)	Tasks Assigned	Target	Actual Accomplishment	Rating				REMARKS (Indicators in percentage should be supported with numerical values in numerators and denominators)
						Quality	Efficiency	Timeliness	Average	
UMFO 1. ADVANCED EDUCATION SERVICES										
OVPI MFO 2. Graduate Student Management Services										
	PI 4: Total FTE coordinated, implemented & monitored*	A1. Actual Faculty's FTE	Handles subjects/courses assigned							
	PI 8: Number of graduate students advised *	A2. Number of students advised	Acts as academic adviser to graduate students							
		A3 . Number of students advised on thesis/special problem/dissertation								
		As GAC Chairman	Advises and corrects research outline and thesis/SP/dissertation manuscript							
		AS GAC Member	Advises and corrects research outline and thesis/SP/dissertation manuscript	2	3	5	5	5	5.00	Gorne, Bongcales, Bernaldez



		<u>A4</u> . Number of students entertained for consultation purposes	Entertains students seeking consultation with faculty	5	10	5	5	5	5.00	
	<b>PI 9:</b> Number of instructional materials developed *	<u>A5</u> . Number of on-line ready coursewares developed and submitted for review	Converts the existing instructional materials into flexible learning systems	1	1	5	5	5	5.00	
		On-line ready courseware	Prepares Instructional module/laboratory guide/workbook or a combination thereof		1	5	5	5	5.00	
		Supplemental learning resources	Prepares Power Point presentation, video clips, movie clips, reading assignments depending on course taught	1	2	5	5	5	5.00	
		Assessment tools	Prepares assessment tools such as long exam, quizzes, problems, sets, etc.	5	5	5	5	5	5.00	
		A 6 : Number of on-line course ware reviewed by TRP & edited by MMDC editor	Submits the course ware duly reviewed by TRP for editing by MMDC editor							
		A 7 : Number of virtual classroom created and operational	Creates virtual classroom using either Moddle or Google Classroom	1	1	5	5	5	5.00	
	<b>PI 10</b> . Additional outputs:	<u>A 8. Other outputs implementing the new normal due to covid 19</u>	Designs experiential learning activities and other outputs to implement new normal							

<b>UMFO 2. HIGHER EDUCATION SERVICES</b>										
<b>OVPI UMFO 3. Higher Education Management Services</b>										
<b>PI 5:</b> Total FTE, coordinated, implemented and monitored *	<b>A9.</b> Actual Faculty's FTE	<i>Handles and teaches courses assigned</i>	12	15.6	5	5	5	5.00		
	<b>A10.</b> Number of grade sheets submitted within prescribed period	Prepares gradesheet and submits on or before deadline	2	<del>4</del>	5	5	5	5.00		
	<b>A11.</b> Number of INC forms with grade submitted within prescribed period	Facilitates students in their completion of the subject and submits completion forms with grade within prescribed period								
	<b>A12.</b> Number of trainings attended related to instruction	Attend mandated trainings	2	2	5	5	5	5.00		
	<b>A13.</b> Number of long examinations administered and checked	Administers and checks long examination for subjects taught	2	8	5	5	5	5.00		
	<b>A14.</b> Number of quizzes administered and checked	Prepares and checks quizzes for lec and lab	2	8	5	5	5	5.00		
	<b>A15.</b> Number of lab reports and term papers checked and graded	Checks lab reports and term papers submitted as required								
<b>PI 8:</b> Number of students advised: *	<b>A16.</b> Number of students advised:	<i>Acts as academic adviser students</i>	50	90	5	5	5	5.00		
	<b>A17.</b> Number of students advised on thesis/ field practice/special problem:									
	As SRC Chairman	Advises, and corrects research outline and thesis/SP manuscript								



		<i>As SRC Member</i>	Advises and corrects research outline and thesis/SP manuscript							
		<b>A18</b> : Number of students entertained for consultation purposes	Entertains students consulting on subject taught, thesis and grades	50	115	5	5	5	5.00	
	<b>PI 9</b> : Number of student organizations advised/ assisted *	<b>A19</b> : Number of Student organizations advised	Advises student organizations recognized by USOO	.						
		<b>A20</b> : Number of Student organizations assisted on student related activities	Assists student organizations in implementing student	2	3	5	5	5	5.00	
	<b>PI 10</b> : Number of instructional materials developed *	<b>A 21</b> : Number of on-line course ware developed and submitted :	Prepares and submits for review by the Technical Review Panel	1	0	0	0	0	0.00	
		On-line ready courseware	Prepares Instructional module/laboratory guide/workbook or a combination thereof	2	3	5	5	5	5.00	
		Supplemental learning resources	Prepares Power Point presentation, video clips, movie clips, reading assignments depending on course taught	2	2	5	5	5	5.00	
		Assessment tools	Prepares assessment tools such as long exam, quizzes, problems, sets, etc.	2	2	5	5	5	5.00	
		<b>A 23</b> : Number of on-line course ware reviewed by TRP & edited by MMDC editor	Submits the course ware duly reviewed by TRP for editing by MMDC editor							
		<b>A 24</b> : Number of virtual classroom created and operational	Creates virtual classroom using either Moodle or Google Classroom	2	0	0	0	0	0.00	

	<b>PI 11.</b> Additional outputs	<b>A 25.</b> Number of Additional outputs accomplished:								
		Program accreditation/evaluation	Prepares documents and /or program profile and other materials required during program/institutional accreditation and/or evaluation	1	1	5	5	5	5.00	
		Agency/firm/Industry linkages	Coordinates with potential firms and maintains linkages with firms willing to accept OJT students from VSU	1	2	5	5	5	5.00	
		<b>A 26.</b> Other outputs implementing the new normal due to covid 19	Designs experiential learning activities and other outputs to implement new normal							
<b>UMFO 3 . RESEARCH SERVICES</b>										
	<b>PI 1.</b> Number of research outputs in the last three (3) years utilized by the industry or by other beneficiaries *	<b>A27.</b> Number of research outputs in the last three (3) years utilized by the industry or by other beneficiaries *	Conducts research for possible utilization by industry or other beneficiaries							
	<b>PI 2.</b> Number of research outputs completed within the year *	<b>A 28.</b> Number of research outputs completed within the year *	Conducts and completes research oroject within the year	1	1	5	5	5	5.00	
	<b>PI 3.</b> Percentage of research outputs published in internationally-referred or CHED recognized journal within the year (2%) *	<b>A 29.</b> Percentage of research outputs published in internationally-refereed or CHED recognized journal within the year	Writes publishable materials out of research outputs and submits for publication							
		<i>In refereed int'l journals</i>		1	0	0	0	0	0.00	
		<i>In refereed nat'l/regional journals</i>								



	<b>PI 4.</b> Number of research outputs presented in regional/national/ int'l fora/conferences	<b>A 30.</b> Number of research outputs presented in regional/national/ int'l fora/conferences *	Prepares, submits and presents research paper in scientific fora/conferences	1	0	0	0	0	0.00	
		<i>In int'l fora/conferences</i>								
		<i>In nat'l/regional fora/conferences</i>								
	<b>PI 5.</b> Percent of research proposals approved*	<b>A 31.</b> Percentage of research proposals prepared, submitted and approved	Prepares research proposals, submits and follows up its approval for immediate implementation	1	1	5	5	5	5.00	
	<b>PI 6.</b> Additional outputs*	<b>A 32.</b> No. of research-related awards (research conducted by faculty or student w/ faculty)								
		<b>A 33.</b> Number of journal articles/scientific paper received and reviewed as peer-reviewer	Acts as peer reviewer of journal articles/scientific papers, reviews the paper received and returns duly reviewed paper	1	0	0	0	0	0.00	
		<b>A 34.</b> Number of UMs submitted to ITSO, VSU	Prepares and submits application for UM of technology generated out of research output							
		<b>A 35.</b> Other outputs implementing the new normal due to covid 19	Designs research related activities and other outputs to implement new normal							
<b>UMFO 4. EXTENSION SERVICES</b>										
	<b>PI 1.</b> Number of active partnerships with LGUs, industries, NGOs, NGAs, SMEs, and other stakeholders as a result of extension activities	<b>A 36.</b> Number of active partnerships with LGUs, industries, NGOs, NGAs, SMEs, and other stakeholders facilitated and maintained	Identifies and links with probable partners for extension activities and maintains this active partnership	1	2	5	5	5	5.00	

<b>PI 2.</b> Number of trainees weighted by the length of training	<b>A 37.</b> Number of trainees weighted by the length of training	Conducts trainings among beneficiaries of technologies for transfer	50	50	5	5	5	5.00	
<b>PI 3.</b> Number of extension programs organized and supported consistent with the SUC's mandated and priority programs	<b>A 38.</b> Number of extension programs/projects implemented	Implementes duly approved extension projects	1	2	5	5	5	5.00	
<b>PI 4.</b> Percentage of beneficiaries who rated the training course/s and advisory services as satisfactory or higher in terms of quality and relevance	<b>A 39.</b> Percentage of beneficiaries who rated the training course/s and advisory services as satisfactory or higher in terms of quality and relevance	Provides quality and relevant training courses and advisory services	85%	95.0%	5	5	5	5.00	
<b>PI 5.</b> Number of technical/expert services	<b>A 40.</b> Number of technical/expert services as/in:	Provides the technical and expert services requested by beneficiaries							
Research Mentoring	Research Mentor			5	5	5	5	5.00	
Peer reviewers/Panelists	Peer reviewers/Panelists		2	2	5	5	5	5.00	
Resource Persons	Resource Persons		1	0	0	0	0	0.00	
Convenor/Organizer	Convenor/Organizer								
Consultancy	Consultant								
Evaluator	Evaluator								



	<b>PI 8.</b> Percent of extension proposals approved *	<b>A 41.</b> Percent of extension proposals approved *	Prepares extension project proposals, submits and follow up its approval for immediate implementation	1	2	5	5	5	5.00	
	<b>PI 11.</b> Additional outputs *	<b>A 42.</b> No. of extension-related awards (extrn. conducted by faculty or student & faculty) *								
		<b>A 43.</b> Other outputs implementing the new normal due to covid 19	Designs extension related activities and other outputs to implement new normal							
<b>UMFO 5. SUPPORT TO OPERATIONS</b>										
<b>QVPI MFO 4. Program and Institutional Accreditation Services</b>										
	<b>PI 8.</b> Compliance to all requirements thru the established/adequate implementation, maintenance and improvement of the QMS of the core processes of the College/department under ISO 9001:2015*	<b>A 44.</b> Compliance to all requirements of the QMS core processes of the university under ISO 9001:2015*	Ensures that all the QMS core processes of the university are complied with in the performance of his/her functions as faculty member	100%	100%	5	5	5	5.00	
		<b>A 45.</b> Compliance to all requirements of the program and institutional accreditations:	Prepares required documents and complies all requirements as prescribed in the accreditation tools	100%	100%	5	5	5	5.00	
		On program accreditations								
		On institutional accreditations								
<b>UMFO 6. General Admin. &amp; Support Services</b>										
	<b>PI 2.</b> Zero percent complaint from clients served	<b>A 46.</b> Customerly friendly frontline services	Provides customer friendly frontline services to clients	0	0	5	5	5	5.00	

PI 3: Additional Outputs	A 47. Number of /new initiatives introduced/ resulting to best practice replicated/benchmarked by other depts/agencies *	Initiates/introduces improvements in performing functions resulting to best practice	1	5	5	5	5.00	Intensified Review Classes for LEPT
	A 48. Other outputs implementing the new normal due to covid 19	Designs administration/management related activities and other outputs to implement new normal						
Total Over-all Rating							165.00	
Average Rating							4.23	
Adjectival Rating							Very Satisfactory	

Evaluated & Rated by:

*R. Abela*  
**ROSARIO P. ABELA**  
 Department Head  
 Date: 7-15-24

Recommending Approval

*B. Barredo*  
**BAYRON S. BARREDO**  
 Dean, College of Education  
 Date: 7-15-24

Approved by:

*R. Gravoso*  
**ROTACIO S. GRAVOSO**  
 Vice President for Academic Affairs  
 Date: August 16, 2024

Comments and Recommendations for Development Purpose:

*Congratulations! You did a great job in instruction, research, extension and administration. Rm*





**TEACHING PERFORMANCE EVALUATION BY STUDENTS SUMMARY OF RATING**

**First Semester SY 2023-2024**

**Name of faculty:** BARREDO, BAYRON S.

**Department:** Dept. of Teacher Education

**College:** College of Teacher Education

	Course No. & Descriptive Title	Lab/ Lec	RATING		% Evaluation Rating
			Num.	Adjec.	
PrEd 131	BUILDING AND ENHANCING NEW LITERACIES ACROSS THE CURRICULUM	LEC	4.00	Very Satisfactory	80.0%
TEGr 101	TEACHING SCIENCE IN THE ELEMENTARY GRADES	LEC	5.00	Outstanding	100.0%
SoSt 124	HUMAN RESOURCES MANAGEMENT	LEC	5.00	Outstanding	100.0%
TEGr 101	TEACHING SCIENCE IN THE ELEMENTARY GRADES	LEC	5.00	Outstanding	100.0%
Average Rating			4.75	Outstanding	95.00%

**Source:** Results of Teaching Performance Evaluation by Students filed at ODIE

**Legend:**

1.00 – 1.49 Poor (P)

1.50 – 2.49 Fair (F)

2.50 – 3.49 Satisfactory (S)

3.50 – 4.49 Very Satisfactory (VS)

4.50 – 5.00 Outstanding (O)

**Prepared by:**

VANESSA W. NAZAL

TPES in-Charge

Date: May 08, 2024

**Attested by:**

MA. RACHEL KIM L. AURE

Director, Instruction and Evaluation

Date: May 08, 2024

**Received by:**

BARREDO, BAYRON S.

Name and Signature of Faculty

Date: 5-21-2024

Distribution of copies: ODIE, College, Department, Faculty

## PERFORMANCE MONITORING & COACHING JOURNAL

/	1st	Q U A R T E R
/	2 <sup>nd</sup>	
	3 <sup>rd</sup>	
	4th	

Name of Office: Department of Teacher Education


Head of Office: Rosario P. Abela

Number of Personnel: 32


Activity Monitoring	MECHANISM				Remarks
	Meeting		Memo	Others (Pls. specify)	
	One-on-One	Group			
Monitoring		<ul style="list-style-type: none"><li>• On the making of the OBE course syllabus</li><li>• On the Implementation of the New Curricula</li><li>• On the implementation of Synchronous and asynchronous classes</li></ul>		Notice of Meetings/Routing Slip	Conducted during regular monthly meetings
Coaching	<ul style="list-style-type: none"><li>• On the making of Test Questionnaire and Table of Specifications</li><li>• On the contents of the new courses offered</li><li>• On the faculty with satisfactory rating on TPES</li></ul>			Notice attached to evaluation form/Routing Slip	Conducted individually

Note: Please indicate the date in the appropriate box when the monitoring was conducted.

Conducted by:

  
**ROSARIO P. ABELA**  
Immediate Supervisor

Noted by:

  
**BAYRON S. BARREDO**  
Next Higher Supervisor



## TRACKING TOOL FOR MONITORING TARGETS

Major Final Output/ Performance Indicator	TASK	ASSIGNED TO	DURATION	TASK STATUS			REMARKS
				Jan - Apr 2024	May - Aug 2024	Sept - Dec 2024	
MFO 1 Advanced Education Services							
OVPA MFO1. Graduate Degree Program Management Services							
PI 1. Percentage of graduate school faculty engaged in research work applied in a. Pursuing advanced research degree program	Monitor the number of faculty pursuing research degree program for 2024	Dept. Head & Faculty	Jan.- Dec. 2024		On-going		Custodio, April Jae and Garingalao, Krizia
b. actively pursuing in the last three (3) years (investigative research, basic and applied scientific research, policy research social science research)	Monitor the number of faculty pursuing in the last three (3) years (investigative research, basic and applied scientific research, policy research social science research)	Dept. Head & Faculty	Jan.- Dec. 2024		On-going		VSU-IHS
OVPA MFO2. Graduate Student Management Services							
PI 4. Total FTE coordinated, implemented & monitored	Coordinate, implement and monitor the FTE for 2 <sup>nd</sup> Semester, 2023-2024, Summer, 2024 & 1 <sup>st</sup> Semester, 2024-2025	Dept. Head & Faculty	Jan.- Dec. 2024		On-going		
PI 8. Number of graduate students advised	Advise graduate students	Dept. Head & Faculty	Jan.- Dec. 2024		On-going		
PI 9. Number of Instructional materials developed	Develop instructional materials	Dept. Head & Faculty	Jan.- Dec. 2024		On-going		
PI 10. Number of virtual classrooms created and operationalized	Create and operationalize virtual classrooms	Dept. Head & Faculty	Jan.- Dec. 2024		On-going		
MFO 2. Higher Education Services							
PI 1: Total FTE Monitored	Monitor FTE for 2 <sup>nd</sup> sem 2023-2024, Summer 2023-2024 and 1 <sup>st</sup> sem 2024-2025	Dept. Head & Faculty	Jan.- Dec. 2024		On-going		Accomplished more than 100% of the target
PI 4: Number of graduates in mandated programs	Monitor graduating BEEd, BECED and BSEd (major in	Dept. Head & Faculty	Jan.- Dec. 2024		On-going		242 graduates for school



graduated within the prescribed period	Science, Soc Stud, Engl, Math & Filipino) students						year 2023-2024
<b>PI 8:</b> Number of students advised	Advise on thesis/field practice/special problem and on consultation	Dept. Head & Faculty	Jan.-Dec. 2024		On-going		Accomplished beyond target
<b>PI 9:</b> Number of student organizations advised/ assisted	Advise/assist CE student organization	Dept. Head & Faculty	Jan.-Dec. 2024		On-going		Accomplished beyond target
<b>PI 10:</b> Number of instructional materials developed/revised	Prepare online courseware, materials and tools	Dept. Head & Faculty	Jan.-Dec. 2024		On-going		Accomplished beyond target
<b>PI 12:</b> Percentage of first-time licensure exam takers that pass the licensure exams	Monitor the performance of students taking the exam	Dept. Head & Faculty	Jan.-Dec. 2024	Completed			Accomplished beyond target (95%)
<b>PI 13:</b> Percentage of graduates (2 years prior) that are employed	Conduct BEEd, BECEd, BSEd graduate tracer study	Dept. Head & Faculty	Jan.-Dec. 2024		On-going		Only 90 out of 267 responses yet
<b>PI 14:</b> Percentage of undergraduate students enrolled in CHED-identified and RDC-identified priority programs	Comply with CHED-RQAT and COPC requirements for the BEEd, BECEd and BSEd program	Dept. Head & Faculty	Jan.-Dec. 2024		Completed		With certificate of compliance from CHED
<b>PI 15:</b> Percentage of undergraduate programs with accreditation	Accredited with AACCUP Level I	Dept. Head & Faculty	Jan.-Dec. 2024		On-going		Subjected to AACCUP Level II in BSEd and BECEd
<b>PI 20:</b> Number of programs applying for COPC	Comply in the application for COPC to all program	Dept. Head & Faculty	Jan.-Dec. 2024		On-going		COPC compliance for all program
<b>PI 21:</b> Percentage of faculty rated at least VS by supervisor	Conduct class observation	Dept. Head & Faculty	Jan.-Dec. 2024	Completed			All faculty were rated with at least VS
<b>PI 22:</b> Percentage of courses offered with approved course syllabi	Prepare syllabus for all courses offered	Dept. Head & Faculty	Jan.-Dec. 2024	Completed			All courses have an approved syllabus
<b>PI 24:</b> Percentage of courses offered with final grades submitted within the allowable period	Submit grades on or before the deadline	Dept. Head & Faculty	Jan.-Dec. 2024		Completed		All faculty were able to submit grades on time
<b>PI 25:</b> Percentage of IFWs submitted to OVPA on time	Submit IFW to OVPA on time	Dept. Head & Faculty	Jan.-Dec. 2024		Completed		All faculty were able to submit IFW
<b>MFO 3. Research Services</b>							
<b>PI 2:</b> Number of research outputs presented in regional/ national/ int'l fora/	Present research outputs in national and international fora/conference	Dept. Head & Faculty	Jan.-Dec. 2024		On-going		To be accomplished



conferences							
PI 4: Number of research proposals submitted/endorsed for funding	Submit research proposal with funding	Dept. Head & Faculty	Jan.-Dec. 2024		On-going		To be accomplished
<b>MFO 4. Extension Services</b>							
PI 2: Number of training conducted	Conduct extension activities	Dept. Head & Faculty	Jan.-Dec. 2024		On-going		To be accomplished
PI 4: Number of beneficiaries	At least one (1) group with 25 individuals	Dept. Head & Faculty	Jan.-Dec. 2024		On-going		To be accomplished
PI 5: Number of technical/expert services	Act as research mentor, resource person	Dept. Head & Faculty	Jan.-Dec. 2024		On-going		To be accomplished
PI 7: Number of extension proposal submitted	Submit extension proposal	Dept. Head & Faculty	Jan.-Dec. 2024		On-going		To be accomplished
<b>MFO 5. Support to Operations</b>							
PI 1: Number of faculty pursuing advanced research degree programs facilitated, monitored and assisted	Faculty are pursuing graduate studies	Dept. Head & Faculty	Jan.-Dec. 2024		On-going		The effectivity of study leave of Custodio & Garingalao is on August to be monitored
PI 3: Number of faculty granted with internal fellowship grants	Faculty availed for university grant	Dept. Head & Faculty	Jan.-Dec. 2024		On-going		Ms. Custodio and Garingalao
PI 5: Number of faculty sent for training, seminars, conferences	Recommend faculty to attend training	Dept. Head & Faculty	Jan.-Dec. 2024		On-going		21 faculty were recommended and approved for training
PI 8: Number of faculty recruited/hired based on needed competencies and aligned with ISO standards	Hire regular and part-time instructors	Dept. Head & Faculty	Jan.-Dec. 2024		On-going		Hired 13 part-time instructors for 2 <sup>nd</sup> semester, 2023-2024 for DTE & IHS
PI 5: Percentage of faculty rated by students with at least very satisfactory rating of the subjects evaluated	Faculty are rated with VS/O	Dept. Head & Faculty	Jan.-Dec. 2024		On-going		All faculty were rated at least VS
PI 1: Number of degree programs which passed accreditation/evaluation at least level 1	AACCUP accredited for all programs	Dept. Head & Faculty	Jan.-Dec. 2024	Completed			Accredited in AACCUP for all programs
PI 4: Number of activities organized/	Attend activities in relation to program	Dept. Head & Faculty	Jan.-Dec.	Completed			Attended the AACCUP



attended/ assisted/ participated/ facilitated	accreditation		2024				program accreditation workshop
<b>PI 5:</b> Compliance to all requirements thru the established/ adequate implementation, maintenance and improvement of the QMS of the core processes of the College/ department under ISO 9001:2015	Comply to all requirements thru the established/ adequate implementation, maintenance and improvement of the QMS of the core processes of the College/department under ISO 9001:2015	Dept. Head & Faculty	Jan.- Dec. 2024		On- going		No NC and some OFI were still open
<b>MFO 6. General Admin &amp; Support Services</b>							
<b>PI 1:</b> Zero percent complaint from clients served	Zero percent complaint from clients served	Dept. Head & Faculty	Jan.- Dec. 2024		On- going		No complaint received
<b>PI 2:</b> Submission of College/ Department PPMP for the following year within deadline as prescribed by BAC*	Submit PPMP	Dept. Head & Faculty	Jan.- Dec. 2024	Compl eted			Submitted under general fund and STF
<b>PI 3:</b> Number of coaching sessions among faculty & staff	Conduct coaching among faculty and staff	Dept. Head & Faculty	Jan.- Dec. 2024		On- going		
<b>PI 4:</b> Number of planning sessions, tracking and monitoring of targets	Conduct planning sessions	Dept. Head & Faculty	Jan.- Dec. 2024		On- going		Conducted planning and monitoring during meetings
<b>PI 5:</b> Number of monthly/special faculty & staff meetings conducted	Conduct department monthly/ special meeting	Dept. Head & Faculty	Jan.- Dec. 2024		On- going		Conducted 3 regular meetings
<b>PI 8:</b> Number of departments/ institutes/ offices supervised	Supervise the DTE office	Dept. Head & Faculty	Jan.- Dec. 2024		On- going		DTE is supervised by designated head
<b>PI 9:</b> Number of routinary documents acted	Provide assistance in processing of documents	Dept. Head & Faculty	Jan.- Dec. 2024		On- going		937 documents acted, accomplishe d beyond the target
<b>PI 10:</b> Number of committee meetings conducted	Conduct committee meetings	Dept. Head & Faculty	Jan.- Dec. 2024		On- going		To be arranged by committees
<b>PI 12:</b> Number of memoranda prepared	Prepare memoranda	Dept. Head & Faculty	Jan.- Dec. 2024		On- going		Prepared by department head as needed
<b>PI 13:</b> Percentage of faculty and staff submitted a DTR	Submit DTR every month	Dept. Head & Faculty	Jan.- Dec. 2024		On- going		Submitted DTR more or less 60%



every month							of the faculty members on time
<b>PI 15:</b> Percentage of action plans implemented and monitored as scheduled	Implement and monitor action plans	Dept. Head & Faculty	Jan.-Dec. 2024		On-going		Continual monitoring of targets
<b>PI 16:</b> Percentage of monthly accomplishment report submitted on time	Submit accomplishment report	Dept. Head & Faculty	Jan.-Dec. 2024		On-going		Department head submits monthly accomplishment (100%)

Prepared by:

*R. Abela*  
**ROSARIO P. ABELA**  
Unit Head

## PERFORMANCE MONITORING FORM

Name of Employee: **BAYRON S. BARREDO**

Task No.	Task Description	Expected Output	Date Assigned	Expected Date to Accomplish	Actual Date accomplished	Quality of Output*	Over-all assessment of output**	Remarks/ Recommendation
1	Teach Graduate & undergraduate courses	18 FTE	1st week of January 2024	Before the end of semester	June 2024	Very Impressive	Very Satisfactory	15.60 FTE for undergraduate courses
2	Develop on-line courseware, supplemental learning resources & assessment tools	Develop 1 course ware, 1 supplemental learning	1st week of January 2024	Before the end of semester	June 2024	Impressive	Very Satisfactory	Developed 3 On-line ready courseware, 2 supplemental and 2 assessment tools
3	Develop virtual classroom	Develop 1 virtual classroom	1st week of January 2024	Before the end of semester	June 2024	Impressive	Very Satisfactory	None within the evaluation period
4	Conduct Extension Activity	Conduct 1 Extension Activity	1st week of January 2024	Before the end of semester	June 2024	Very Impressive	Outstanding	Conducted 1 Extension Activity

\* Either very impressive, impressive, needs improvement, poor, very poor

\*\* Outstanding, very satisfactory, satisfactory, unsatisfactory, poor

Prepared by:

  
**ROSARIO P. ABELA**  
 Unit Head



## EMPLOYEE DEVELOPMENT PLAN

Name of Employee: BAYRON S. BARREDO

Performance Rating: ~~4.23~~ 4.43

Aim: Increase involvement in research and extension activities  
Produce instructional materials on courses handled  
Present and Publish Research

Proposed Interventions to Improve Performance:

Date: June 2024

Target Date: July to December 2024

First Step: Attend Seminars, Trainings, and workshops

Develop at least one Instructional Material

Write Research Proposals for Funding

Result:

Date: June 2024

Target Date: July to December 2024

Next Step: Submit Research Proposals for Funding

Conduct Research


Outcome: \_\_\_\_\_

Final Step/Recommendation:


Publish Research Output

Conduct Research, Trainings and Extension Activities

Prepared by:

  
**ROSARIO P. ABELA**  
Unit Head

Conforme:

  
**BAYRON S. BARREDO**  
Name of Ratee Faculty/Staff