

**SUMMARY OF INDIVIDUAL RATINGS OF FACULTY MEMBERS  
WITH MULTIPLE FUNCTIONS**

Rating Period: July- December 2024

Name of Faculty Member: DAISY P. ACORITAY

Program Involvement (1)	Percentage Weight of Involvement	Numerical Rating (Rating x %)	Equivalent Numerical Rating (2x3)
(1)	(2)	(3)	(2x3)
1. Instruction			
a. Head (50%)		4.00 x 50% = 2.000	
b. Students (50%)		3.50 x 50% = 1.750	
TOTAL for Instruction	80%	3.750	3.000
2. Research			
a. Client/Director for Research			
b. Dept. Head/Center Director	5%	5.00 x 5% = 0.250	0.250
TOTAL for Research			
3. Extension			
a. Client/Director for Extension			
b. Dept. Head/Center Director	5%	5.00 x 5% = 0.250	0.250
TOTAL for Extension			
4. Production	5%	4.97 x 5% = 0.249	0.249
5. Administration/Other Services	5%	4.93 x 5% = 0.247	0.247
TOTAL	100%		4.00

EQUIVALENT NUMERICAL RATING: 4.00

Add: Additional Points, if any: N/A

TOTAL NUMERICAL RATING: 4.00

ADJECTIVAL RATING: VERY SATISFACTORY

Prepared by:

DAISY P. ACORITAY

Name of Faculty

Reviewed by:

MARIA VANESSA E. GABUNADA

Department Head

Recommending Approval:

GLENN G. PAJARES

Dean, CAS

Approved by:


ROTACIO S. GRAVOSO


Vice President for Academic Affairs


"Exhibit B"

# INDIVIDUAL PERFORMANCE COMMITMENT & REVIEW FORM (IPCR)

I, **DAISY P. ACORITAY**, a faculty member of the **DEPARTMENT OF ARTS, LANGUAGES AND LITERATURE** commit to the deliver and agree to be rated on the the following targets in accordance with the indicated measures for the period July - December 2024.

  
**DAISY P. ACORITAY**  
 Assistant Professor 3  
 Date: 1-17-25

Approved:   
**MARIA VANESSA E. GABUNADA**  
 Head, DALL  
 Date: 1-17-25

  
**GLENN G. PAJARES**  
 College Dean  
 Date: 1-17-25

MFO No.	Description of MFO's/PAPs	Success/ Performance Indicators (PI)	Tasks Assigned	Target (Jan. - Dec)	Actual Accomplishment	Rating				REMARKS (Indicators in percentage should be supported with numerical values in numerators and denominators)
						Quality	Efficiency	Timeliness	Average	
UMFO 1. ADVANCED EDUCATION SERVICES										
OVPI MFO 2. Graduate Student Management Services										
	PI 1: Total FTE monitored*	A1. Actual Faculty's FTE	Handles subjects/courses assigned	2	4.99	4	4	4	4.00	
	PI 10 . Additional outputs:	A 2. Number of students advised	Acts as academic adviser to graduate students							
	PI 10 . Additional outputs:	A3 . Number of students advised on thesis/special problem/dissertation		N/A	N/A					
		As GAC Chairman	Advises and corrects research outline and thesis/SP/dissertation manuscript							



	AS GAC Member	Advises and corrects research outline and thesis/SP/dissertation manuscript	N/A	N/A					
	<u>A4</u> . Number of students entertained for consultation purposes	Entertains students seeking consultation with faculty	1	6	4	4	4	4.00	
	Number of instructional materials developed		1	3	4	4	4	4.00	
<b>UMFO 2. HIGHER EDUCATION SERVICES</b>									
<b>OVPI MFO 3. Higher Education Management Services</b>									
	<u>PI 6:</u> Number of programs accredited	<u>A 1.</u> Number of programs accreditation/evaluation	Prepares documents and /or program profile and other materials required during program/institutional accreditation and/or evaluation	N/A	N/A				
	<u>PI 10:</u> Total FTE, coordinated, implemented and monitored *	<u>A 2.</u> Actual Faculty's FTE	Handles and teaches courses assigned	2	15	4	4	4	4.00
	<u>PI 11:</u> Number of new revised curricular proposals submitted	<u>A 3.</u> Number of new revised curricular proposals submitted	Contributes to the submission of a new revised curricular proposals	N/A	2.00	4	4	4	4.00
	<u>PI 13:</u> Percentage of courses offered with approved course syllabi	<u>A 4.</u> Percentage of courses offered with approved course syllabi	Teaches subjects with approved course syllabi	2	6.00	4	4	4	4.00
	<u>PI 14:</u> Percentage of courses offered with IMs	<u>A 5.</u> Percentage of courses offered with approved IMs	Teaches subjects with approved IMs	2	6.00	4	4	4	4.00
	<u>PI 15:</u> Number of Instructional Materials approved	<u>A 6.</u> Number of Instructional Materials approved	Prepares and submits IMs for review and approval	2	6.00	4	4	4	4.00
	<u>PI 16:</u> Percentage of courses offered with final grades submitted within the allowable period	<u>A 7.</u> Percentage of courses offered with final grades submitted within the allowable period	Submits grade sheets within allowable period	2	6.00	4	4	4	4.00

	<b>PI 18:</b> Percentage of courses rated atleast VS in the Teaching Performance Evaluation by Students (TPES)	<b>A 8.</b> Percentage of courses rated atleast VS in the Teaching Performance Evaluation by Students (TPES)		2	6.00	4	4	4	4.00	
	<b>PI 19:</b> Additional Outputs	<b>A 9.</b> Number of INC forms with grade submitted within prescribed period	Facilitates students in their completion of the subject and submits completion forms with grade within prescribed period							
	<b>PI 19:</b> Additional Outputs	<b>A 10.</b> Number of long examinations administered and checked	Administers and checks long examination for subjects taught	2	10	4	4	4	4	
		<b>A 11.</b> Number of quizzes administered and checked	Prepares and checks quizzes for lec and lab	2	44	4	4	4	4	
		<b>A 12.</b> Number of lab reports and term papers checked and graded	Checks lab reports and term papers submitted as required	N/A	N/A					
		<b>A 13.</b> Number of Student organizations advised	Advises student organizations recognized by DSO							
		<b>A 14.</b> Number of Student organizations assisted on student related activities	Assists student organizations in implementing student related activities	N/A	N/A					
<b>Total:</b>									4.00	
<b>UMFO 3 . RESEARCH SERVICES</b>										
	<b>PI 1:</b> Number of research outputs in the last three (3) years utilized by the industry or by other beneficiaries *	<b>A 15.</b> Number of research outputs in the last three (3) years utilized by the industry or by other beneficiaries *	Conducts research for possible utilization by industry or other beneficiaries	1	1	5	5	5	5.00	
	<b>PI 2:</b> Number of research outputs completed within the year *	<b>A 16.</b> Number of research outputs completed within the year *	Conducts and completes research project within the year	1	1	5	5	5	5.00	



	<b>PI 3:</b> Number of research outputs presented in regional/national/ int'l fora/conferences	<b>A 17.</b> Number of research outputs presented in regional/national/ int'l fora/conferences *	Prepares, submits and presents research paper in scientific fora/conferences	1	4	5	5	5	5.00	
		<i>a. International</i>		1	2	5	5	5	5.00	
		<i>b. National</i>		1	1	5	5	5	5.00	
		<i>c. Regional or Institutional Conferences</i>		1	1	5	5	5	5.00	
	<b>PI 4:</b> Number of research proposal submitted	<b>A 18.</b> Number of research proposal submitted	Submits research proposal for review	0						
	<b>PI 5:</b> Number of research proposals approved	<b>A 19.</b> Number of research proposal approved	Follow ups submitted proposal and reviewed by TWG							
	<b>PI 6:</b> Number of research projects/studies implemented	<b>A 20.</b> Number of research projects/studies implemented	Implements duly approved research projects/studies							
	<b>PI 7:</b> Amount of research money obtained from external sources	<b>A 21.</b> Amount of research money obtained from external sources	Requests for research money from external sources	N/A	N/A					
	<b>PI 8:</b> Amount of research money obtained from internal sources	<b>A 22.</b> Amount of research money obtained from internal sources	Requests for research money from internal sources							
	<b>PI 9:</b> Number of patents applications	<b>A 23</b> Number of patents applications	Applies for patents							
	<b>PI 10:</b> Number of patents approved	<b>A 24.</b> Number of patents approved	Follow ups patent applications							
	<b>PI 11:</b> Number of creative works published	<b>A 25.</b> Number of creative works published	Writes publishable materials out of research outputs and submits for publication							
	<b>PI 12:</b> Number of research articles derived from approved research in the university submitted	<b>A 26.</b> Number of research articles derived from approved research in the university submitted	Submits research articles derived from approved research in the university for publication							

	<b>PI 13:</b> Number of research articles derived from approved research in the university published	<b>A 27.</b> Number of research articles derived from approved research in the university published	Follow ups submitted research articles derived from approved research in the university for publication							
	<b>PI 14:</b> Number of Scopus, WoS, and ACI publications and other reputable journals	<b>A 28.</b> Number of Scopus, WoS, and ACI publications and other reputable journals								
	<b>PI 15:</b> Additional outputs*	<b>A 29.</b> No. of research-related awards (research conducted by faculty or student w/ faculty)								
		<b>A 30.</b> Number of journal articles/scientific paper received and reviewed as peer-reviewer	Acts as peer reviewer of journal articles/scientific papers, reviews the paper received and returns duly reviewed paper							
		<b>A 31.</b> Number of UMs submitted to ITSO, VSU	Prepares and submits application for UM of technology generated out of research output							
					Total:				5.00	
<b>UMFO 4. EXTENSION SERVICES</b>										
	<b>PI 1:</b> Number of active partnerships with LGUs, industries, NGOs, NGAs, SMEs, and other stakeholders as a result of extension activities (MOUs/MOAs)	<b>A 32.</b> Number of active partnerships with LGUs, industries, NGOs, NGAs, SMEs, and other stakeholders facilitated and maintained	Identifies and links with probable partners for extension activities and maintains this active partnership	NONE	NONE					
	<b>PI 2:</b> Number of trainees weighted by the length of training	<b>A 33.</b> Number of trainees weighted by the length of training	Conducts trainings among beneficiaries of technologies for transfer	N/A	N/A					
	<b>PI 3:</b> Number of extension programs and projects	<b>A 34.</b> Number of extension programs and projects		N/A	N/A					



	<b>PI 4:</b> Percentage of beneficiaries who rated the training course/s as satisfactory or higher in terms of quality and relevance	<b>A 35.</b> Percentage of beneficiaries who rated the training course/s as satisfactory or higher in terms of quality and relevance	Provides quality and relevant training courses	N/A	N/A					
	<b>PI 5:</b> Number of technical/expert services rendered	<b>A 36.</b> Number of technical/expert services rendered as/in:	Provides the technical and expert services requested by beneficiaries	NONE						
		a. Peer reviewer of journal/book			1	5	5	5	5.00	
		b. Review of research and extension proposal								
		c. Resource speaker/person (panelist, discussant, judge in academic and research competition, moderator in conferences, convenor, facilitator)			1	5	5	5	5.00	
		d. accreditor								
		e. consultancy								
	<b>PI 6:</b> Number of extension proposals submitted	<b>A 37.</b> Number of extension proposals submitted	Prepares extension project proposals and submits for review	1	N/A					
	<b>PI 7:</b> Number of extension proposals approved	<b>A 38.</b> Number of extension proposals approved	Follow ups submitted and reviewed extension proposals	NONE	NONE					
	<b>PI 8:</b> Number of extension proposals implemented	<b>A 39.</b> Number of extension proposals implemented	Implements duly approved extension projects	NONE	NONE					
	<b>PI 9:</b> Number of extension outputs presented in int'l, national, regional or institutional conferences	<b>A 40.</b> Number of extension outputs presented in:	Prepares, submits and presents extension paper in conferences	1	NONE					
		a. International		1	NONE					
		b. National		1	1	5	5	5	5.00	

		c. Regional or Institutional Conferences		1	NONE						
	PI 10: Number of extension activities conducted	A 41. Number of extension activities conducted	Conducts extension program activities	NONE	NONE						
	PI 11: Number of trainings, seminars, fora conducted	A 42. Number of trainings, seminars, fora conducted	Conducts trainings, seminars, and fora								
	PI 12: Number of IEC materials developed	A 43. Number of IEC materials developed	Develop IEC materials								
	PI 13: Number of IEC materials distributed	A 44. Number of IEC materials distributed									
	PI 14: Number of extension articles derived from approved extension projects in the university submitted	A 45. Number of extension articles derived from approved extension projects in the university submitted	Submits extension articles derived from approved extension projects in the university								
	PI 15: Number of extension articles derived from approved extension projects in the university published	A 46. Number of extension articles derived from approved extension projects in the university published	Follow ups submitted extension articles derived from approved extension projects in the university for publication								
	PI 16: Amount of research money obtained from external sources	A 47. Amount of extension money obtained from external sources	Requests for extension money from external sources								
	PI 17: Amount of research money obtained from internal sources	A 48. Amount of extension money obtained from internal sources	Requests for extension money from internal sources								
	PI 18: Additional outputs *	A 49. No. of extension-related awards (extrn. conducted by faculty or student & faculty) *									
					Total:					5.00	
<b>UMFO 5. SUPPORT TO OPERATIONS</b>											
	OVPI MFO 1. Faculty Development Services										



	<b>PI 7:</b> Number of trainings, seminars, and conferences attended	<b>A 50.</b> Number of training, seminars, and conferences attended (international, national, regional/institutional)	Attends training, seminars, and conferences attended (international, national, regional/institutional)							
		<i>International</i>		1	3	5	5	5	5.00	
		<i>National</i>		1	1	5	5	5	5.00	
		<i>Regional/Institutional</i>		1	2	5	5	5	5.00	
	<b>OVPI MF0 3. Registration Services</b>									
	<b>PI 9:</b> Percentage of students enrolled and validated within the registration period	<b>A 51.</b> Percentage of students enrolled and validated within the registration period	Validates students within the registration period	2%	13	5	5	5	5.00	
	<b>PI 10:</b> Number of students advised during the registration period	<b>A 52.</b> Number of students advised during the registration period	Acts as academic adviser	2	16	5	5	5	5.00	
	<b>OVPI MF0 4. Curricular Program Management Services</b>									
	<b>PI 12:</b> Number of IMs reviewed by the DIMRC	<b>A 53.</b> Number of IMs reviewed by the DIMRC	Submits IMs for review	2	NONE					
	<b>PI 13:</b> Number of course syllabi and TOS reviewed and approved	<b>A 54.</b> Number of course syllabi and TOS reviewed and approved	Submits course syllabi and TOS for approval	2	10	5	5	5	5.00	
	<b>PI 14:</b> Number of OJT MOAs prepared	<b>A 55.</b> Number of OJT MOAs prepared	Coordinates with potential firms and maintains linkages with firms willing to accept OJT students from VSU, and prepares MOA for the student internship program							
	<b>PI 15:</b> Number of student interns deployed and monitored	<b>A 56.</b> Number of student interns deployed and monitored	Acts as student internship program coordinator							
	<b>PI 16:</b> Number of student thesis advised:	<b>A 57.</b> Number of students advised on thesis/field practice/special problem:		2	9	4	5	5	4.67	

		<i>As SRC Chairman</i>	Advises and corrects research outline and thesis/SP manuscript	2	10	5	5	5	5.00	
		<i>As SRC Member</i>	Advises and corrects research outline and thesis/SP manuscript	2	10	5	5	5	5.00	
	<b>PI 17:</b> Number of exchange students supervised	<b>A 58.</b> Number of exchange students supervised	Acts as exchange student program coordinator/facilitator							
	<b>PI 18:</b> Number of students from other schools having summer program supervised	<b>A 59.</b> Number of students from other schools having summer program supervised	Acts coordinator/facilitator for students from other schools having summer program in VSU	NONE	NONE					
	<b>PI 19:</b> Number of external institutions/agencies conducting benchmarking activities served	<b>A 60.</b> Number of external institutions/agencies conducting benchmarking activities served	Facilitates in assisting of the external institutions/agencies conducting benchmarking activities	N/A	N/A					
	<b>PI 20:</b> Number of students from other academic departments conducting research activities served	<b>A 61.</b> Number of students from other academic depts conducting research activities served	Facilitates in assisting students from other academic depts conducting research activities	1	4	5	5	5	5.00	
	<b>PI 21:</b> Additional outputs	<b>A 62.</b> Number of students entertained for consultation purposes	Entertains students consulting on subject taught, thesis and grades	2	5	5	5	5	5.00	
		<b>A 63.</b> Number of on-line course ware developed and submitted :	Prepares on-line course ware							
		On-line ready courseware	<i>Prepares Instructional module/laboratory guide/workbook or a combination thereof</i>							



		Supplemental learning resources	Prepares Power Point presentation, video clips, movie clips, reading assignments depending on course taught							
		Assessment tools	Prepares assessment tools such as long exam, quizzes, problems sets, etc.							
		A 64. Number of virtual classroom created/operational								
					Total:				4.97	
<b>UMFO 6. GENERAL ADMINISTRATIVE AND SUPPORT SERVICES</b>										
	PI 1: Number of departments/institutes/offices supervised	A 65. Number of departments/institutes/offices supervised	Acts as head of office	N/A	N/A					
	PI 2: Number of management meetings conducted	A 66. Number of management meetings conducted	Presides departmental meetings	N/A	N/A					
	PI 3: Number of committee meetings conducted	A 67. Number of committee meetings conducted	Acts as committee chairman	N/A	2	5	5	5	5.00	
	PI 4: Number of routinary documents acted	A 68. Number of routinary documents acted	Signs documents	2	7	5	5	5	5.00	
	PI 5: Number of requests acted	A 69. Number of requests acted	Approves requests	N/A	15	5	5	5	5.00	
	PI 6: Number of memoranda prepared	A 70. Number of memoranda prepared	Issues memoranda	N/A	N/A					
	PI 7: Percentage of IFWs submitted to OVPAA before deadline	A 71. Number of IFWs submitted to OVPAA before deadline	Monitors submission of IFWs before deadline	Ws submitted to OVPAA/A						

	<b>PI 8:</b> Percentage of Report of Actual Teaching Load submitted to OVPAA 30 days after the start of classes	<b>A 72:</b> Percentage of Report of Actual Teaching Load submitted to OVPAA 30 days after the start of classes	Monitors submission of ATL 30 days after start of classes	Percentage of Report of Actual Teaching Load submitted to OVPAA/A						
	<b>PI 9:</b> Percentage of submitted DTR within 20 days after the last day of the month	<b>A 73:</b> Percentage of submitted DTR within 20 days after the last day of the month	Submits DTR within 20 days after the last day of the month	Percentage of submitted DTR/A						
	<b>PI 10:</b> Percentage of complaints, if any, addressed on time	<b>A 74:</b> Percentage of complaints, if any, addressed on time	Addresses complaints on time (if any)	N/A	N/A					
	<b>PI 11:</b> Percentage of action plans implemented and monitored as scheduled	<b>A 75:</b> Percentage of action plans implemented and monitored as scheduled	Implements and monitors action plans as scheduled	N/A	N/A					
	<b>PI 12:</b> Percentage of monthly accomplishment report submitted	<b>A 76:</b> Percentage of monthly accomplishment report submitted	Submits monthly accomplishment report	N/A	N/A					
	<b>PI 13:</b> Number of classroom and lab rooms constructed and renovated	<b>A 77:</b> Number of approved and implemented requests for classroom and lab rooms construction and renovation	Requests and monitors approval and implementation of requests classrooms and lab rooms construction and renovation	N/A	N/A					
	<b>PI 14:</b> Percentage budget utilization (GAA)	<b>A 78:</b> Percentage budget utilization (GAA)	Percentage budget utilization (GAA/A)							
	<b>PI 15:</b> Percentage budget utilization (STF)	<b>A 79:</b> Percentage budget utilization (STF)	Percentage budget utilization (STF/A)							
	<b>PI 17:</b> Additional Outputs	<b>A 80:</b> Number of meetings attended	Attends meetings (departmental/institutional)	N/A	15	5	5	5	5.00	
		<b>A 81:</b> Number of /new initiatives introduced resulting to best practice replicated/benchmarked by other depts/agencies *	Initiates/introduces improvements in performing functions resulting to best practice	N/A	2	4	5	5	4.67	




					Total:				4.93	
	Total Over-all Rating									
	Average Rating									
	Adjectival Rating									

Average Rating (Total Over-all rating divided by number of entries)	
Additional Points:	
Approved Additional points (with copy of approval)	
FINAL RATING	
ADJECTIVAL RATING	

**Comments & Recommendations for Development**  
**Purpose:** Ms. Acoritay submits her deliverables as a faculty. She finished her doctorate with best dissertation award. It is recommended that Dr. Acoritya will publish her dissertation.

Evaluated & Rated by:



**MARIA VANESSA E. GABUNADA**

Head, DALL

Date: 1-17-25

Recommending Approval

**GLENN G. RAJARES**

Dean, College of Arts and Sciences

Date: 1-17-25

Approved by:



**ROTACIO S. GRAVOSO**

Vice President for Academic Affairs

Date: 1/17/25

## Exhibit I

## PERFORMANCE MONITORING FORM

Name of Employee: Daisy P. Acoritay

Task No.	Task Description	Expected Output	Date Assigned	Expected Date to Accomplish	Actual Date accomplished	Quality of Output*	Over-all assessment of output**	Remarks/ Recommendation
1	Teaches LTNG225e, Foreign Language 11 and 12, and ELST200.1	Deliver classes and provide instructional materials for LTNG224e, ELST200.1, Foreign Language 11 and 12	July 2024	December 2024	December 2024	Impressive	Outstanding	
2	Prepares relevant assessment tasks for the assigned subjects LTNG225e, ELST 200.1 and Foreign Language 11 and 12	She gives the students sound lessons, appropriate instructional materials, and effective assessment procedures. She conducts relevant classroom activities to help students improve their communication skills, analytical skills, and research abilities.	July 2024	December 2024	December 2024	Impressive	Outstanding	
3	Class Preparation	Prepare relevant language learning materials, quizzes, and activities	July 2024	December 2024	December 2024	Impressive	Outstanding	
4	Submission of midterm grades and final grades	Provides a copy of the academic results for the middle and final terms.	July 2024	December 2024	December 2024	Impressive	Outstanding	
5	Participate in all activities conducted by the department, college, and the university	Attendance sheet; will present certificates if possible	July 2024	December 2024	December 2024	Impressive	Outstanding	

\* Either very impressive, impressive, needs improvement, poor, very poor

\*\* Outstanding, very satisfactory, satisfactory, unsatisfactory, poor

Prepared by:

  
**MARIA VANESSA E. GABUNADA**  
 Department Head





**TEACHING PERFORMANCE EVALUATION BY STUDENTS SUMMARY OF RATING**

**Second Semester AY 2023-2024**

Name of faculty: ACORITAY, DAISY P.

Department: Dept. of Arts, Languages and Literature

College: College of Arts and Sciences

Course No. & Descriptive Title		Lab/ Lec	RATING		% Evaluation Rating
			Numerical	Adjectival	
FLng 12	FOREIGN LANGUAGE 2	LEC	4.00	Very Satisfactory	80.0%
FLng 12	FOREIGN LANGUAGE 2	LEC	4.00	Very Satisfactory	80.0%
FLng 11	FOREIGN LANGUAGE 1	LEC	3.00	Satisfactory	60.0%
FLng 11	FOREIGN LANGUAGE 1	LEC	3.00	Satisfactory	60.0%
Average Rating			3.50	Very Satisfactory	70.00%

Source: Results of Teaching Performance Evaluation by Students filed at IEO

Legend:

1.00 – 1.49 Poor (P)

1.50 – 2.49 Fair (F)

2.50 – 3.49 Satisfactory (S)

3.50 – 4.49 Very Satisfactory (VS)

4.50 – 5.00 Outstanding (O)

Prepared by:

VANESSA W. NAZAL

TPES in-Charge

Date: 11-06-2024

Attested by:

MA. RACHEL KIM L. AURE

Director, Instruction and Evaluation

Date: 11-11-2024

Received by:

ACORITAY, DAISY P.

Name and Signature of Faculty

Date: 11-20-2025

Distribution of copies: IEO, College, Department, Faculty (all in original signature)





**EMPLOYEE DEVELOPMENT PLAN**

Name of Employee: DAISY P. ACORITAY, EdD.-ELT

Performance Rating:

Aim: Develop more foreign language instructional materials, and attend trainings and research conferences in language studies and education in either national or international fields.

Proposed Interventions to Improve Performance and/or Competence and Qualification to assume higher responsibilities:

Date: January 2024

Target Date: January 2024 to December 2024

First Step:

Review the lessons in Foreign Language classes at the undergraduate level and adapt them to the needs of the students. Similarly, she has to gather and develop learning materials for her subjects in foreign language and graduate school classes.

Result:

The faculty was able to offer teaching and learning support to local and international students.

Date: July 1, 2024

Target Date: July 1, 2024

Next Step:

Review her language teaching strategies and techniques for the different types of learners in the university. Then, evaluate the available language teaching strategies and evaluation instruments for the students in the classrooms. Submit copies of e-class records that reflect the academic response. Provide copies or links to the appropriate journals in all her classes.

Outcome:

Foreign language teaching and evaluation strategies were adopted appropriately in her classrooms, with the use of the appropriate foreign language assessment tools. Links were sent to the students for additional reading materials and tools. Further, both the students and faculty were able to meet their expected outcomes despite some challenges.

Final Step/Recommendation:

Develop foreign language materials and attend relevant training in linguistics.

Prepared by:



**MARIA VANESSA E. GABUNADA, Ph.D.**

Department Head

Conforme:

  
**DAISY P. ACORITAY, Ed.D.**  
Employee