

SUMMARY OF INDIVIDUAL RATINGS OF FACULTY MEMBERS  
WITH MULTIPLE FUNCTIONS

Name of Faculty Member: **DIONESIO M. BAÑOC (Associate Professor IV)**

Program Involvement (1)	Percentage Weight of Involvement (2)	Numerical Rating (Rating x %) (3)	Equivalent Numerical Rating (2x3)
1. Instruction			
a. Head/Dean (50%)	37.5	4.90	1.84
b. Students (50%)	37.5	4.50	1.69
Total for Instruction	75		3.53
2. Research			
a. Client/Dir. for Research (50%)	20	4.90	0.98
b. Dept. Head/Center Director (50%)			
Total for Research	20		0.98
3. Extension			
a. Client/Dir. for Extension (50%)	5	4.90	0.25
b. Dept. Head/Center Director (50%)			
Total for Extension	5		0.25
4. Administration			
5. Production			
TOTAL	100		4.75

EQUIVALENT NUMERICAL RATING: **4.75**

Add: Additional Points, if any:

TOTAL NUMERICAL RATING: **4.75**

ADJECTIVAL RATING: **OUTSTANDING**



Prepared by:

  
**DIONESIO M. BAÑOC**  
Name of Faculty

Reviewed by:

  
**BERTA C. RATILLA**  
Department Head


Approved:


  
**EDGARDO E. TULÍN**  
President 

Visayas State University  
College of Agriculture Food and Science  
**DEPARTMENT OF AGRONOMY**  
Visca, Baybay City, Leyte

### INDIVIDUAL PERFORMANCE COMMITMENT & REVIEW (IPCR)

I, **DIONESIO M. BAÑOC**, Associate Professor IV of the Department of Agronomy, commits to deliver and agree to be rated on the attainment of the following targets in accordance with the indicated measures for the period July to December 2016.

  
**DIONESIO M. BAÑOC**  
Associate Professor IV  
Date: Dec. 5, 2016

  
**BERTA C. RATILLA, Ph.D.**  
Department Head  
Date: Dec. 27, 2016

MFO No.	MFO Description	Success Indicator (SI)		Task Assigned	Target	Actual Accomplishment	Rating				Remark
							Quality	Efficiency	Timeliness	Average	
UMFO 1: Advanced Education Services											
OVPI MFO 1. Graduate Degree Program Management Services											
	PI 2: Total FTE monitored		Total FTE	0.22	1	5	5	5	5.00		
	PI 3: Percentage increase in number of graduate students enrolled		Monitored graduate students enrolled in the university	1	1	5	5	5	5.00		
OVPI MFO 2. Graduate Student Management Services											
	PI 1: Number of graduate students awarded with scholarship/ assistantship		Monitored graduate students awarded with scholarship/assistantship	1	1	5	5	5	5.00		
UMFO 2. Higher Education Services											
OVPI MFO 1. Curriculum Program Management Services											
	PI 1: Total FTE monitored		Total FTE	25	25.75	5	5	5	5.00		



<b>OVPI MFO 2. Student Management Services</b>										
<b>UMFO 3. Research Services</b>										
	PI 3. Number of research projects conducted and/or completed on schedule		Conducted ratooning technology mgt in rice during the DS and WS in Eastern Visayas	1	2	5	5	5	5.00	
	PI 4. Number of research proposals			1	1	4.8	4.8	4.8	4.80	
<b>UMFO 4. Extension Services</b>										
	Groups		Local Gov't. Unit	1	2	5	5	5	5.00	
	Individuals		AEWs/ Farmers	15	70	5	5	5	5.00	
	PI 4. Number of extension projects conducted and/or completed on schedule		Enhancing Agricultural Productivity in Baybay City Using BIDANI Strategy	1	2	5	5	5	5.00	
<b>UMFO 5. Support to Operations (STO)</b>										
<b>OVPI MFO 1. Faculty Development Services</b>										
<b>OVPI MFO 2. Faculty Recruitment/Hiring Services</b>										
<b>OVPI MFO 3. Faculty Evaluation Services</b>										
<b>OVPI MFO 4. Admission &amp; Registration Services</b>										
<b>OVPI MFO 5. Guidance and Counselling &amp; Support to Students Services</b>										
<b>OVPI MFO 6. Library Services</b>										
<b>OVPI MFO 7. Distance Education Services</b>										
	PI 2: Percentage increase in the number of extramural students enrolled		Monitored number of extramural students enrolled	2	7	5	5	5	5.00	
<b>OVPI MFO 8. Program and Institutional Accreditation Services</b>										
<b>OVPI MFO 9. Development Broadcasting &amp; Communication Services</b>										
<b>UMFO 6. General Administration and Support Services (GASS)</b>										
<b>OVPI MFO 1. Administrative and Facilitative Services</b>										
	PI 2: Number of university committees/ boards/council chaired & coordinated		Attended/participated university committee meetings	2	6	5	5	4.5	4.83	
	PI 9: Percentage implementation of SPMS & PBB		Reviewed/Calibrated OPCR/IPCR of the departments and faculty and staff of the	1	1	5	4.5	4.5	4.67	


OVPI MFO 2. Frontline Services

Total Over-all Rating									59.30	
Average Rating									4.94	
Adjectival Rating								OUTSTANDING		


Received by:

  
**DANIEL M. TUDTUD, Jr.**  
VP for Resource Gen. & Planning  
Date: \_\_\_\_\_



Calibrated by:

  
**REMBERTO A. PATINDOL, Ph.D.**  
Chairman, PMT  
Date: \_\_\_\_\_

Recommending Approval:

  
**BEATRIZ S. BELONIAS, Ph.D.**  
Vice Pres. for Instruction  
Date: \_\_\_\_\_

Approved:

  
**EDGARDO E. TULIN, Ph.D.**  
President   
Date: \_\_\_\_\_